



Weeks 21-22: May 19-June 1, 2013



Summary

The Florida Department of Health (FDOH) monitors multiple surveillance systems such as the Electronic Surveillance System for the Early Notification of Community-based Epidemics (ESSENCE-FL), the Florida Pneumonia and Influenza Mortality Surveillance System (FPIMSS), notifiable disease reports (Merlin), National Respiratory and Enteric Virus Surveillance System (NREVSS), EpiCom, and Florida ILINet in order to track influenza activity in the state. For current information on novel or pandemic strains of influenza (including avian influenza A H7N9 virus) visit <http://www.doh.state.fl.us/Environment/medicine/arboviral/zoonoses/Zoonotic-avian.html>

State:

- **Emergency department and urgent care center influenza-like illness (ILI) visits have decreased overall in recent weeks.** In emergency departments and urgent care centers reporting to ESSENCE-FL, the statewide percent of emergency department visits for ILI is at typical levels for this time of year in all regions of Florida.
- **Nationally (including Florida), the most common subtypes of influenza detected this season have been influenza A H3, followed by influenza B.**
 - In week 22, one of eight specimens submitted for influenza testing at BPHL tested PCR positive for 2009 influenza A H1N1. Influenza B, influenza A H3 and 2009 influenza A H1N1 have all been detected since October 2012. All of these are seasonal strains of influenza.
 - Nationally (including Florida), almost all circulating influenza is a good match for the vaccine.
- **No influenza or ILI outbreaks (epidemiologically linked cases of influenza in a single setting) were reported in week 22.** In week 21, one outbreak in a Miami-Dade healthcare facility was reported.
- **One pediatric influenza-associated death was reported in an unvaccinated Miami-Dade County resident with underlying health conditions in week 21.**
 - Eight pediatric influenza-associated deaths have been reported since October 2012.
- **The preliminary estimated number of Florida deaths due to pneumonia or influenza in week 21 is lower than the seasonal baseline, based on previous years' data.** Estimated deaths due to pneumonia and influenza are identified using preliminary death certificate data.
 - Nationwide data from CDC show pneumonia and influenza deaths for week 21 within expected levels.

June 5, 2013

Posted on the Bureau of Epidemiology website: <http://www.doh.state.fl.us/floridaflu/>

Produced by: Bureau of Epidemiology, Florida Department of Health (FDOH)

Contributors: Heather Rubino, MS; Colin Malone, MPH; Leah Eisenstein, MPH; Lea Heberlein-Larson, MPH; Valerie Mock; Janet Hamilton, MPH

In this Issue:

Summary	1
NREVSS Respiratory Virus Surveillance	1
ESSENCE Syndromic Surveillance Summary-Statewide	2
ESSENCE-FL Pneumonia and Influenza Mortality Data	2

TABLE 1: Summary of Florida Influenza-Like Illness (ILI) Activity for Week 22

Measure	Difference from previous week	Current week 22	Previous week 21
Percent of total visits to participating outpatient ILINet providers for ILI	▲ 0.1	1.5%	1.4%
Percent of emergency department and urgent care center visits (from ESSENCE-FL) due to ILI	▼ 0.2	1.5%	1.7%
Number of laboratory specimens that were positive for influenza (out of total number tested)	▼ 1	1 (of 8)	2 (of 12)
Number of ILI outbreaks reported in EpiCom	▼ 1	0	1
Number of pediatric influenza deaths reported	▲ 1	0	1

NREVSS Respiratory Virus Surveillance

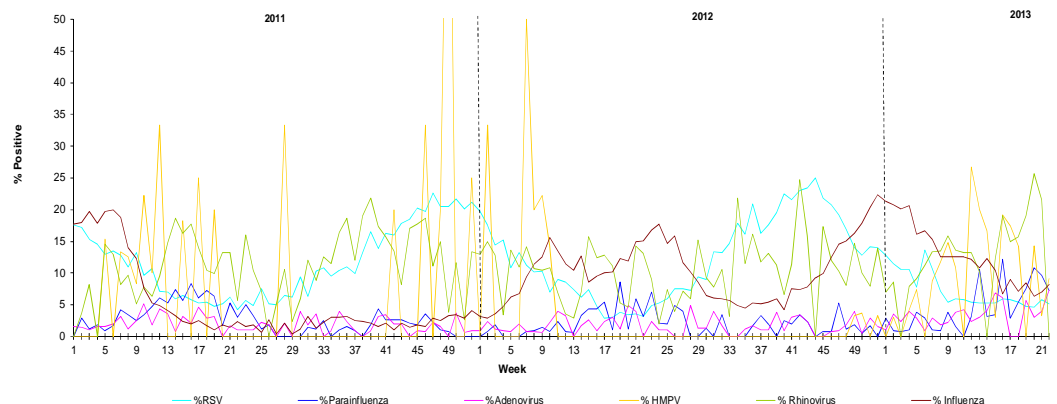
The National Respiratory and Enteric Virus Surveillance System (NREVSS) collects data from laboratories around the country on a weekly basis. NREVSS monitors temporal and geographic patterns of six common respiratory viruses. Florida has over 45 participating laboratory facilities.

FIGURE 1 shows the percentage of positive tests for multiple respiratory viruses reported by NREVSS-participating laboratories in Florida

The six respiratory viruses summarized in Figure 1 are:

- RSV
- Parainfluenza 1-3 (HPIV)
- Adenovirus
- Human Metapneumo Virus
- Rhinovirus
- Influenza

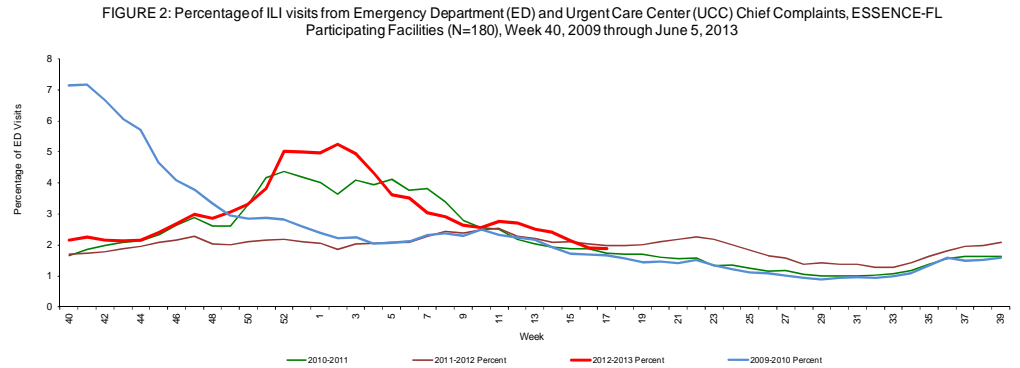
Figure 1: Percentage of Positive Respiratory Virus tests as collected by NREVSS, Florida 2010-2012, as of June 5, 2013



ESSENCE-FL collects data daily from 180 hospital emergency departments (ED) and urgent care centers (UCC). These data are processed into 11 different syndrome categories based on the patient's chief complaint. One of the categories is ILI, which is composed of chief complaints that include the words "influenza" or "flu," or complaints that contain fever plus cough or sore throat.

FIGURE 2 shows ESSENCE-FL data on ILI visits to EDs and UCCs as a percentage of all visits.

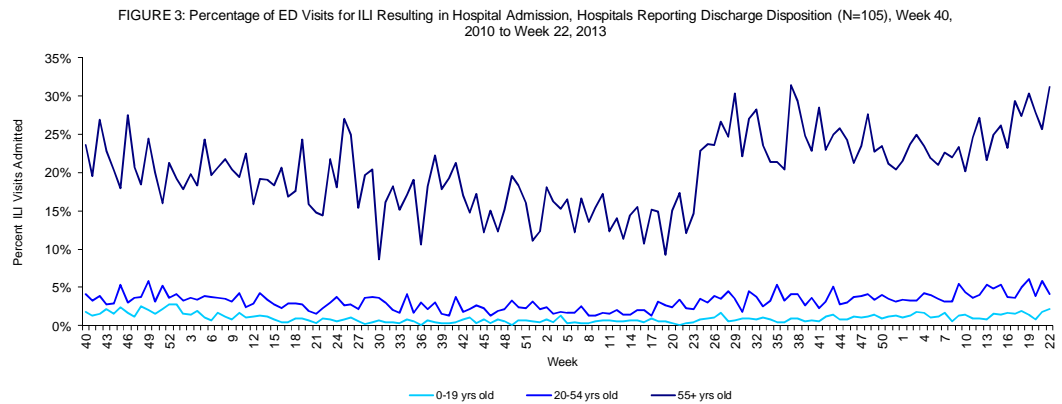
Overall activity for influenza-like illness reported in ESSENCE is near expected levels for this time of year.



One hundred five ESSENCE-FL participating facilities are able to provide discharge disposition data for their ED visits going back to week 40, 2010. Using this information, the percent of ED visits for ILI that result in hospitalization can be calculated. The highest percentage of admissions is in the 55+ years old age group. The low number of visits in the 55+ age group causes variability in the ILI admission percentage from week to week.

FIGURE 3 shows the percentage of ED and UCC visits for ILI that resulted in hospitalization, by age group.

Of persons 55 years and older that visited an emergency department with ILI complaints, between 30% and 35% were admitted.



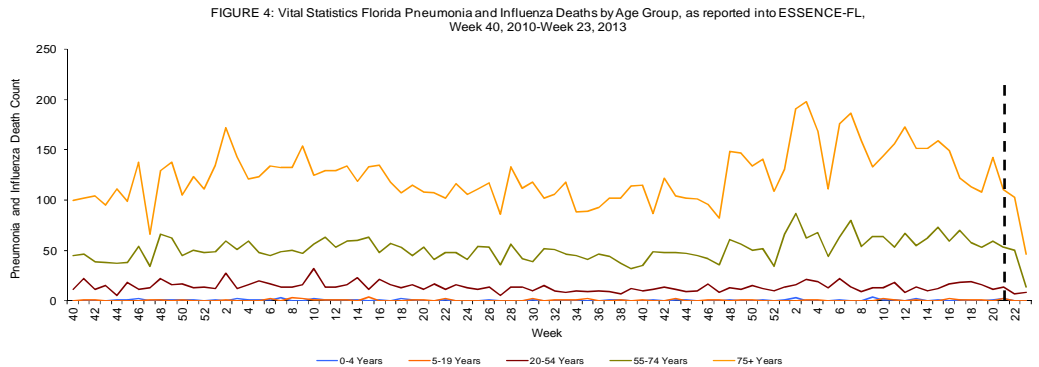
Florida Pneumonia and Influenza Mortality Surveillance

Over the past year, the FDOH Bureau of Vital Statistics and county health departments have been rolling out an electronic death record system for Florida. ESSENCE-FL now displays electronic vital statistics death record data from all 67 Florida counties. For pneumonia and influenza surveillance, death record literals are queried in ESSENCE-FL using a free-text query that searches for references to pneumonia and influenza on death certificates. Any mention of pneumonia or influenza in the death certificate literals, with certain exceptions, is counted as a pneumonia and influenza death. Current season pneumonia and influenza death numbers are preliminary estimates, and may change as more data are received. *The most recent data available are displayed here. ESSENCE-FL vital statistics death records data are currently considered to be complete through week 21, 2013.*

FIGURE 4 shows pneumonia and influenza deaths for all Florida counties by age group, Week 40, 2010 - Week 21, 2013, as reported into ESSENCE-FL.

For week 21 (ending May 25, 2013) there were:

- **156 preliminary estimated pneumonia and influenza deaths reported**
- **Upper bound of 95% confidence interval for prediction: 185 deaths**
- **No excess deaths.**



Death records data reported into ESSENCE-FL are currently considered to be complete through week 21, 2013.