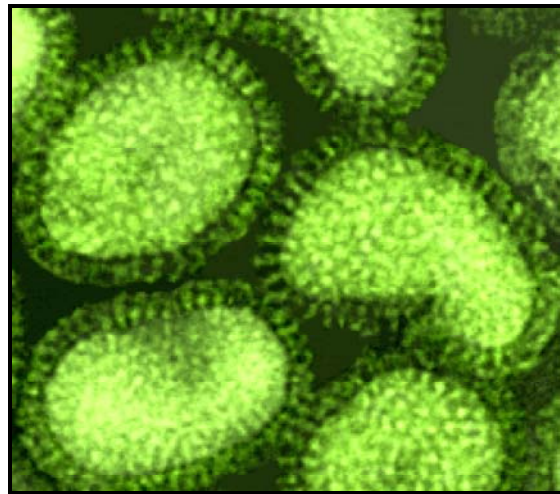


Florida Influenza Surveillance

*Week Ending October 16, 2004
(Week 41)*

*Angela Fix, MPH, Respiratory Disease
Epidemiologist*

*Melissa Covey, Influenza Surveillance
Coordinator*



Summary

Influenza-like illness (ILI) activity increased across the state of Florida in every region except the Centraleast for the week ending October 16, 2004 (Week 41), however, reported ILI activity levels remained below the baseline in all regions. Two county health departments (Leon and Palm Beach) have reported sporadic ILI activity, 14 counties have reports no activity and 51 counties did not report. Laboratory testing during week 41 yielded one positive isolate for Influenza B.

Florida Influenza and Influenza-like Illness (ILI) Surveillance

Table 1 shows the breakdown of specimen testing and weighted ILI activity by region. The overall weighted percent ILI activity for the state for the week ending October 16, 2004 was 1.15%. This is a statistically significant increase from the previous week's activity of 0.74%. The Southwest region reported the highest activity (1.66%) and the Centraleast region reported the lowest activity (0.64%).

One of the 17 specimens received by the Jacksonville Central and Tampa Branch laboratories for influenza isolate testing during the week ending October 16, 2004 (Week 41) was found positive for influenza. The positive isolate was identified as Influenza B.

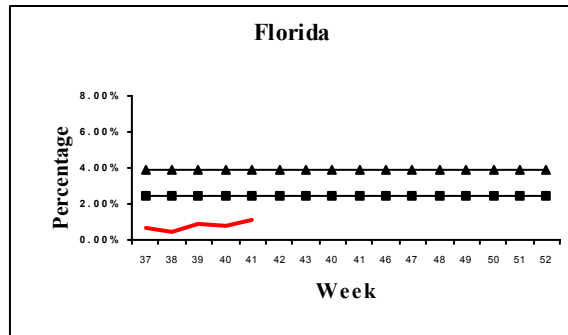
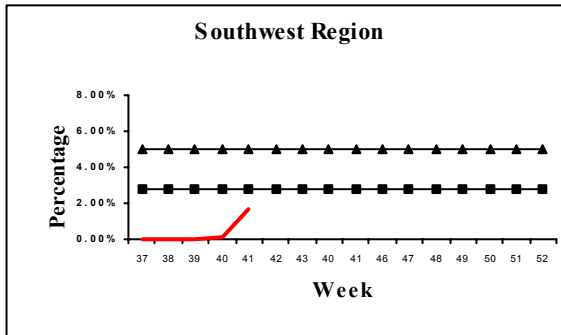
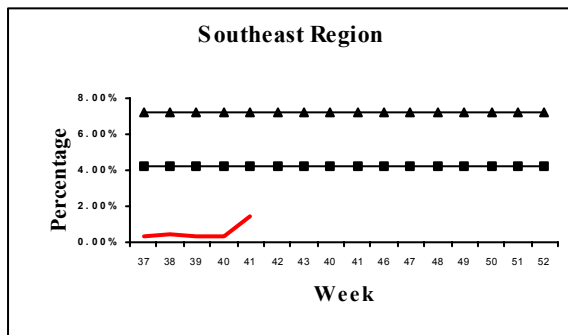
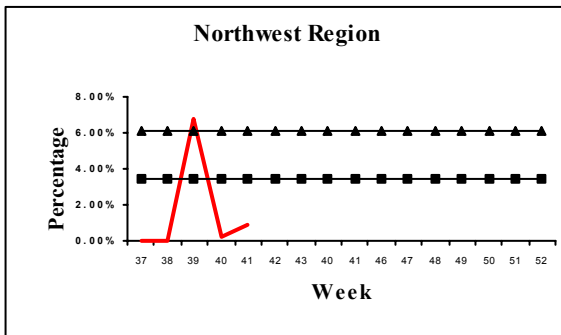
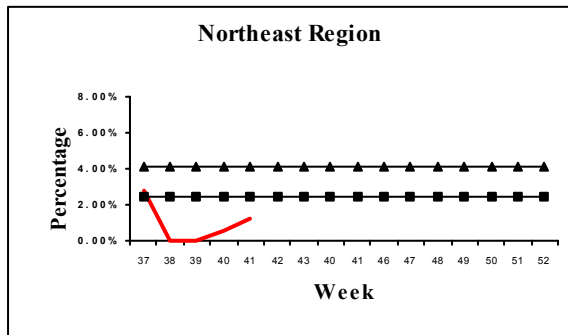
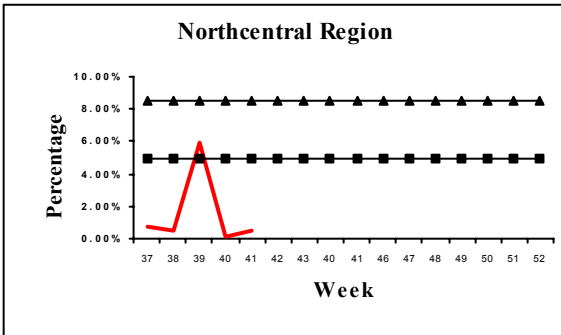
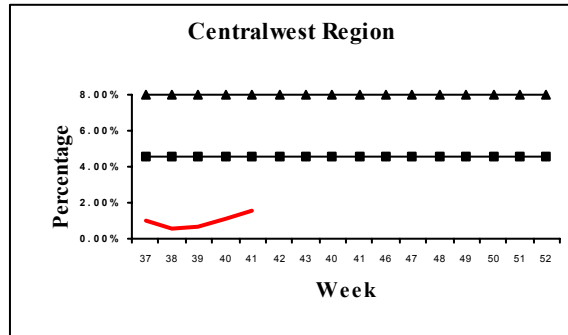
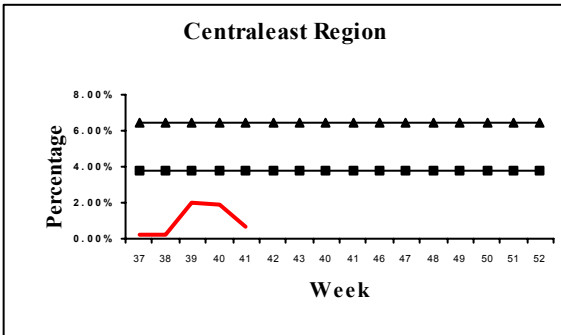
**TABLE 1. INFLUENZA-LIKE ILLNESS REPORTING AND SPECIMEN TESTING SUMMARY BY REGION
WEEK ENDING 10/16/04 (WEEK 41)
Report Date: October 21, 2004**

Region	Total Specimens Tested	A H1N1	A H3N2	A-Unk	B	Percent Positive	Reported ILI (Weighted %)
Centraleast	0	-	-	-	-	-	0.64%
Centralwest	5	-	-	-	-	0.00%	1.57%
Northcentral	0	-	-	-	-	-	0.44%
Northeast	4	-	-	-	-	0.00%	1.19%
Northwest	0	-	-	-	-	-	0.90%
Southeast	7	-	-	-	1	14.29%	1.47%
Southwest	1	-	-	-	-	0.00%	1.66%

Influenza-like Illness Graphs By Region

—■—■—■—■—■ **Baseline:** A bar line that exceeds the baseline indicates moderate ILI activity

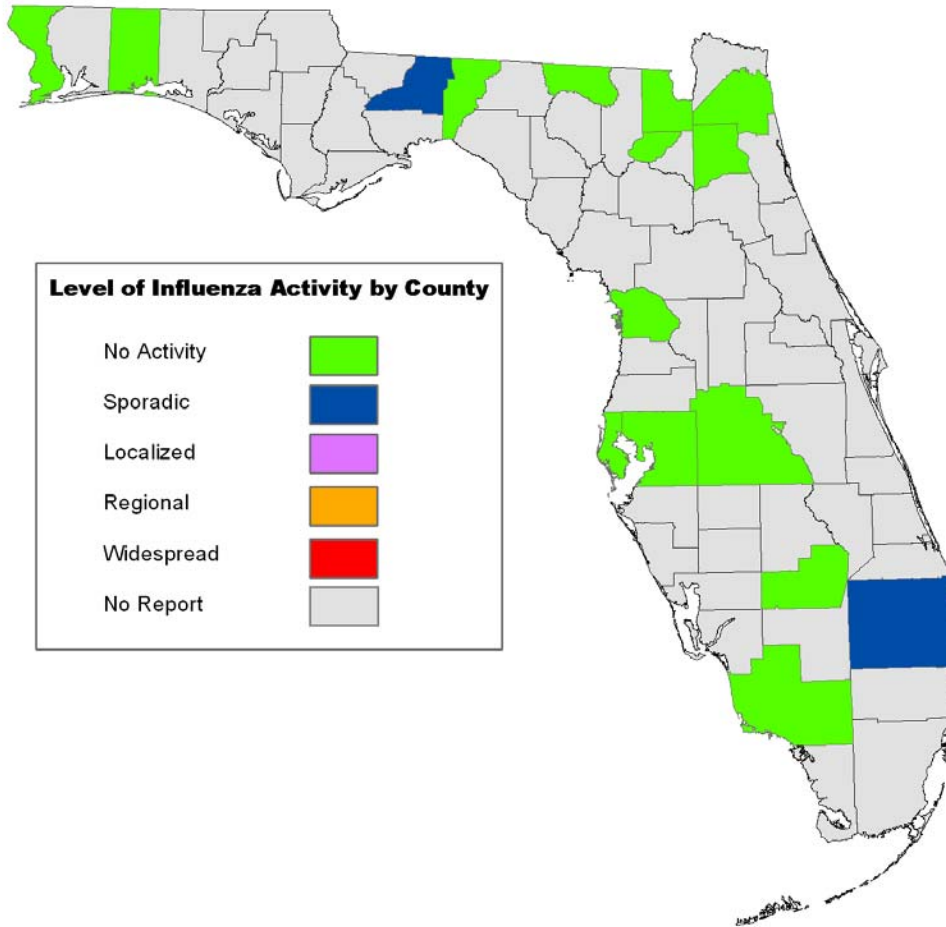
—▲—▲—▲—▲—▲ **Threshold:** A bar line that exceeds the threshold indicates high ILI activity



Florida Influenza Activity Map by County

Weekly Influenza Activity

Week ending October 16, 2004 - Week 41



1:4050884



Florida Department of Health
Bureau of Epidemiology

Disclaimer:
This product is for reference purposes only and is not to be construed as a legal document. Any reliance on the information contained herein is at the user's own risk. The Florida Department of Health and its agents assume no responsibility for any use of the information contained herein or any loss resulting therefrom. Map printed October 20, 2004.

Influenza Surveillance – Definitions and Reminders

Influenza Surveillance Regions

Centraleast: Brevard, Indian River, Lake, Martin, Orange, Osceola, Seminole, St. Lucie and Volusia.

Centralwest: Citrus, Hardee, Hernando, Hillsborough, Pasco, Pinellas, Polk and Sumter.

Northcentral: Columbia, Dixie, Franklin, Gadsden, Gilchrist, Hamilton, Jefferson, Lafayette, Leon, Liberty, Madison, Suwannee, Taylor, and Wakulla.

Northeast: Alachua, Baker, Bradford, Clay, Duval, Flagler, Levy, Marion, Nassau, and Putnam.

Northwest: Bay, Calhoun, Escambia, Gulf, Holmes, Jackson, Okaloosa, Santa Rosa, Walton and Washington.

Southeast: Broward, Miami-Dade, Monroe and Palm Beach.

Southwest: Charlotte, Collier, Desoto, Glade, Hendry, Highlands, Lee, Manatee, Okeechobee and Sarasota.

Definitions of the influenza activity codes

No Activity: No laboratory-confirmed cases of influenza and no reported increase in the number of cases of ILI.

Sporadic: Small numbers of laboratory-confirmed influenza cases or a single influenza outbreak has been reported, but there is no increase in cases of ILI.

Local: Outbreaks of influenza or increases in ILI cases and recent laboratory-confirmed influenza in a single region of the state.

Regional: Outbreaks of influenza or increases in ILI cases and recent laboratory-confirmed influenza in at least two but less than half the regions of the state.

Widespread: Outbreaks of influenza or increases in ILI cases and recent laboratory-confirmed influenza in at least half the regions of the state.

Important Reminders

- * Influenza activity reporting by sentinel providers is voluntary.
- * The influenza surveillance data is used to answer the question of where, when, and what viruses are circulating. It can be used to determine if influenza activity is increasing or decreasing, but it cannot be used to ascertain how many people have become ill with influenza so far this season.
- * Reporting is incomplete for this week. Numbers may change as more reports are received.