



# COMMUNITY HEALTH IMPROVEMENT PLAN 2023-2027



Kimberly Allbritton, MBA, Administrator  
DOH-Jefferson and Madison

Submission Date: July 27, 2023

# Acknowledgements

## **Department of Health in Jefferson County**

Kimberly Allbritton, MBA, Administrator

Pam Beck, Senior Public Health Services Manager

Chelsey McCoy, MBA, Community Health Assessment Liaison

## **Author**

Pam Beck, Senior Public Health Services Manager

## **Participating Agencies**

Big Bend Area Health Education Center, Florida Department of Health Region 2B HIV/AIDS Program, Florida Department of Health Minority Health Program, Apalachee Center, Inc., Healthy Start Coalition of Jefferson, Madison and Taylor Counties, Inc., UF Jefferson IFAS Extension Office, DISC Village, American Cancer Society, Jefferson County School District, North Florida College, ECB Publishing, Advantage Aging Solutions, TMH Memory Disorder Clinic, Jefferson County Fire Rescue, DSR Public Health Foundation

Participating agencies are representative of public and private health providers, child welfare, education, local government, local law enforcement, faith-based, social service, and mental health agencies that serve Jefferson County

## TABLE OF CONTENTS

Community Health Improvement Process	1-4
MAPP Process	1
Priority Health Issues Identified by Stakeholders	1-3
Identification of Community Assets and Resources	3
Setting Health Priorities	4
Priority Area Goals, Strategies, Objectives and Action Steps	4-11
Chronic Disease	4-5
Maternal and Child Health	5-9
Social and Behavioral Health	9-11
Tracking Progress	11
Alignment with State Health Improvement Plan and Healthy People 2030	12-15
Appendices	
Meeting Package with Data	
Committee Meeting Agendas and Sign-in Sheets	
CHIP Partner List for Jefferson	

---

## COMMUNITY HEALTH IMPROVEMENT PROCESS

The Department of Health in Jefferson County (DOH-Jefferson) utilized the Mobilizing for Action Through Planning and Partnership Process (MAPP) to develop the Community Health Assessment (CHA) and provide partners the information needed to choose health priority areas to address through the Community Health Improvement Plan (CHIP).

A Community Health Summit was held on February 2, 2023, in Monticello, Florida. Participants were given a meeting package that included 238 information slides on population demographics, socioeconomic barriers to health, chronic diseases, injury and violence, maternal and child health, reportable diseases, and social and behavioral health. A Community Themes and Strengths assessment to ascertain health priorities from residents was performed in 2022. Data slides from this assessment were also distributed to participants. A copy of meeting package with the slides is available in the Appendix.

The MAPP Forces of Change and Local Public Health Assessments were performed during the Community Health Summit. All of these data points were considered by participants during the breakout sessions. Participants broke out into groups by priority area to identify the issue(s) under the priority area, the barriers, the socioeconomic barriers, the definition of a successful outcome, next steps and the agencies involved.

After the break-out groups presented their findings, participants voted on the three priority areas to address in the next three to five years. The areas chosen to address were Chronic Disease, Maternal and Child Health, and Social and Mental Health. Listed below is the information from the break-out groups for all of the priority areas.

---

## PRIORITY HEALTH ISSUES IDENTIFIED BY STAKEHOLDERS

### *Reportable Infectious Diseases*

Issue	STDs in Adolescents
Barriers	School boards, funding opportunities, religion
Success	Reduced rate of STDs, Reduced number of teen pregnancies, Policy changes for sex education, Higher levels of sex education in schools, Access to preventive measures
Socioeconomic Barriers	Education, Social and Community Context
Next Steps	Educate school board and community, provide access to condoms and birth control, access to sex education
Agencies Involved	DOH-Jefferson and Madison Sexual Risk Avoidance Education Program, School board, Possible funders

*Chronic Diseases*

Issue	Diabetes, Obesity, Lung Cancer and Heart Disease
Barriers	Lack of providers, specialty care providers, limitations of insurance plans
Success	Decrease in rates, increase in available services and increase in health literacy
Socioeconomic Barriers	Transportation, Access to Care, Affordable Health Insurance, Provider Staff Turnover
Next Steps	Refer to CHIP committee for objectives and action plan, connect with faith-based leaders, utilize trusted businesses.
Agencies Involved	DOH-Jefferson, Local hospitals, Big Bend AHEC, Jefferson County School District, Extension Office, Local physicians

*Maternal and Child Health*

Issue	Access to newborn and child health care
Barriers	No full-time provider
Success	Access to local pediatrician five days per week
Socioeconomic Barriers	Access to health care, education, racial discrimination
Next Steps	Refer to CHIP Committee for objectives and action plan
Agencies Involved	DOH-Jefferson, Healthy Start Coalition of JMT, Private clinicians, Medical schools

*Injury and Violence*

Issue	Gun violence, domestic violence
Barriers	No background checks, no adequate training, lack of funding, no leadership
Success	Fewer school shootings, more security, more trainings, fewer social platforms, more gun laws
Socioeconomic Barriers	Access to mental health services
Next Steps	Impact children through schools
Agencies Involved	Law enforcement, School district, Department of Children and Families, Hospitals, Mental health agencies, EMS

*Social and Behavioral Health*

Issue	Service Provision in the School
Barriers	Access, lack of providers, stigma
Success	Increase in service provision, decrease in suicide and negative events, decrease in stigma, more trust
Socioeconomic Barriers	Transportation, access to services, health literacy
Next Steps	Education starting in elementary school, refer to CHIP committee for objectives and action plan
Agencies Involved	Apalachee Center, Inc., DISC Village, Private clinicians, Big Bend AHEC, Jefferson K-12 School, private schools

**IDENTIFICATION OF COMMUNITY ASSETS AND RESOURCES**

A more complete identification of community assets and resources will take place within each priority area subcommittee to avoid duplication of services and identify gaps in services. The DOH-Jefferson Minority Health Program will coordinate with 2-1-1 Big Bend to ensure that community resources are current and accurate. Below is an asset list that was generated during the Forces of Change Assessment

City/County Institutions	Associations/Organizations
Florida Department of Health - Jefferson County	Tallahassee Memorial Hospital
Jefferson Emergency Operations Center	Apalachee Center
Jefferson County Sheriff's Office	Healthy Start Coalition of Jefferson, Madison, Taylor Counties, Inc.
Jefferson Correctional Institution	Faith-based Community
Big Bend Transit	Kids Incorporated of the Big Bend
Jefferson Senior Citizens Center	Department of Children and Families
City and County Government	University of Florida County Extension Office
Jefferson County School District	Florida State University
Early Learning Coalition	Florida A&M University
Jefferson EMS	DISC Village
Legislative Delegation	Big Bend CARES
Shared Services Council	HCA Hospital
	TMH Physicians Partners

---

## SETTING HEALTH PRIORITIES

Three CHIP subcommittees were formed to address Chronic Disease, Maternal and Child Health and Social and Behavioral Health. Each of the three subcommittees chose a chairperson from among community partners. DOH-Jefferson staff serve as support to the three chairpersons. The three CHIP subcommittees began meeting in March 2023 to develop goals, strategies, objectives, and action steps for each priority area. These were drafted during March through June 2023, and approved during June and July 2023. Initial meeting agendas and sign-in sheets are attached to this plan.

The Chronic Disease CHIP Subcommittee decided that it was important to generate an inventory of services provided for chronic diseases to prevent service duplication and identify gaps in services. After the inventory is completed, the next step would be to develop an interagency referral plan. At that point, the subcommittee can choose priority chronic diseases to address in an integrated manner.

Transportation and access to care barriers were resounding themes among all the subcommittee meetings, along with the need to have a comprehensive resource list. The DOH-Jefferson Minority Health Liaison and Minority Health staff will address these issues through an updated Minority Health Plan. Progress will be reported at quarterly meetings of each subcommittee.

All long-term goals, strategies, objectives and action steps are listed below by priority area.

---

## CHRONIC DISEASE LONG-TERM GOAL 1

Reduce the incidence of chronic diseases by providing outreach, screening, and education services, as well as referrals to medical care.

---

### STRATEGY 1

Prevent service duplication and identify service gaps in Jefferson and Madison Counties.

---

### OBJECTIVE 1.1 AND ACTION STEPS

- Work with community partners to develop an inventory of chronic disease services provided in the area by March 31, 2024.
  - Develop a template that addresses outreach, screening, prevention education, self-management education, tobacco cessation and medical care for chronic diseases.
  - Identify service gaps and barriers to accessing services.
  - Work with 211 Big Bend to ensure that resource listing is correct.
- Method of measurement – Completed document is shared with partners and the community.
- Lead agency(ies) responsible for this objective – DOH-Jefferson and Madison

---

### **OBJECTIVE 1.2 AND ACTION STEPS**

- Work with community partners to develop an interagency referral plan for chronic disease services provided in the area by June 30, 2024.
  - Develop a referral form template that can be used by all partners.
  - Include screening, prevention education, self-management education, tobacco cessation and medical care.
- Method of measurement – Completed document is shared with partners and the community.
- Lead agency(ies) responsible for this objective – DOH-Jefferson and Madison

---

## **MATERNAL AND CHILD HEALTH LONG-TERM GOAL**

Decrease infant morbidity and mortality using maternal and child health data indicators and recommendations from Fetal & Infant Mortality Review (FIMR).

---

### **STRATEGY 1**

Increase referrals to Healthy Start and wrap-around services by educating prenatal providers about resources available to Jefferson, Madison, and Taylor County patients.

---

### **OBJECTIVE 1.1 AND ACTION STEPS**

- Increase prenatal referrals to Healthy Start by 10% from April 2023 baselines of 36 in Jefferson, 51 in Madison, and 16 in Taylor by January 31, 2025.
  - Collaborate with Leon County Healthy Start Coalition to host lunch and learn sessions with prenatal providers.
  - Plan schedule around the practices that see the majority of Jefferson, Madison, and Taylor patients, including TMH Family Residency.
  - Provide an overview of FIMR recommendations.
  - Discuss CONNECT.
  - Discuss the Healthy Start screening process and other methods of referrals.
  - Provide safe sleep materials and discuss safe sleep.
  - Provide referral information for mental health care and nutrition counseling.
  - Provide referral information for breastfeeding support.
  - Provide tobacco cessation referral materials and discuss the program.
- Method of measurement – annual count of Healthy Start clients in Well Family, sign-in sheets from lunch and learn sessions.
- Lead agency responsible for this objective – Healthy Start Coalition of Jefferson, Madison, and Taylor and Florida Department of Health Jefferson, Madison, and Taylor Healthy Start Programs

---

### **OBJECTIVE 1.2 AND ACTION STEPS**

- Incorporate education videos into OB practice waiting room video loops or alternative for at least five (5) OB providers by January 31, 2025.



- Work with providers to determine the best option for patients to see instructional videos.
- Prioritize subject matter if there are limits to the number of videos we can submit.
- Develop videos as needed.
- Submit videos to providers in the requested format.
- Upload videos to county health department loops.
- Check to make sure providers have the necessary equipment to play the videos.
- Check on the video availability- what is already available to us that we do not have to develop.
- Method of measurement – listing of videos to be distributed, agreement letters with private practices.
- Lead agency responsible for this objective – Healthy Start Coalition of Jefferson, Madison, and Taylor and Florida Department of Health Jefferson, Madison, and Taylor Healthy Start Programs

## **STRATEGY 2**

Reduce the number of Sudden Unexpected Infant Deaths and Suffocation/Strangulation deaths by educating new parents, extended family members and the community about safe sleep and the dangers of co-sleeping.

### **OBJECTIVE 2.1 AND ACTION STEPS**

- Decrease the number of sudden unexpected infant deaths and unintentional suffocation in bed deaths by 25% by June 30, 2025.  
(Baseline 2017-2021 SUID Deaths = 1+3+0, Unintentional suffocation/strangulation in bed = 0+2+0)
  - Assess any safe sleep initiatives performed in the community and identify gaps.
  - Create a safe sleep marketing campaign or identify an existing campaign and implement by January 31, 2025.
  - Print media includes brochures, posters, newspaper articles, grocery cart inserts.
  - Social media includes formatted graphics designed for social media posts.
  - Audio/visual media includes short video, radio advertisements.
  - Develop marketing campaign implementation strategy and timeline.
  - Child Abuse and Death Review Committee (CADR)
  - Utilize Buy Back Program
- Method of measurement – Florida CHARTS
- Lead agency responsible for this objective - Healthy Start Coalition of Jefferson, Madison, and Taylor, Florida Department of Health Jefferson, Madison, and Taylor Healthy Start Programs, and Home Visiting Advisory Council

---

## OBJECTIVE 2.2 AND ACTION STEPS

- Annually, 100% of Healthy Start and OB clients with inadequate infant sleeping arrangements receive counseling about the dangers of co-sleeping and receive assistance to create an adequate infant sleeping arrangement.
  - Healthy Start staff educate each client about safe sleep prior to delivery.
  - Healthy Start staff perform at least \* home visit(s) after delivery for each client that includes an assessment of infant sleeping arrangements.
  - Healthy Start staff will counsel all clients who do not have adequate sleeping arrangements about the dangers of co-sleeping.
  - Healthy Start staff will provide assistance to the client that results in an adequate infant sleeping space.
- Method of measurement – Well Family, Healthy Start Program Spreadsheet
- Lead agency responsible for this objective- Healthy Start Coalition of Jefferson, Madison, and Taylor and Florida Department of Health Jefferson, Madison, and Taylor Healthy Start Programs

---

## STRATEGY 3

Improve birth outcomes by providing mental health counseling, nutrition counseling and tobacco cessation counseling to pregnant women.

---

## OBJECTIVE 3.1 AND ACTION STEPS

- Increase the number of pregnant women attending prenatal classes in Jefferson, Madison, and Taylor from April 2023 baseline of seven (7) to fifteen (15) by June 30, 2024.
  - Host two prenatal class series that are held after business hours.
  - Advertise classes in the community and with private OB providers.
  - Provide incentives for attendees.
  - Have one session dedicated to mental health and have the counselor present.
  - Have one session dedicated to nutrition and have the nutritionist present.
  - Document referrals and utilize funding streams for women who cannot afford to pay.
- Method of measurement – sign-in sheets with total attendees
- Lead agency responsible for this objective - Florida Department of Health Jefferson and Madison

---

## OBJECTIVE 3.2 AND ACTION STEPS

- Annually, 100% of county health department OB clients receive a depression assessment and referral to counseling if score indicates the need.
  - Healthy Start clients are referred using Healthy Start funding.
  - OB clients not enrolled in Healthy Start are referred using Healthy Babies funding.
  - Determine if telehealth is an option.
- Method of measurement – Well family and HMS
- Lead agency responsible for this objective- Florida Department of Health Jefferson and Madison

---

### **OBJECTIVE 3.3 AND ACTION STEPS**

- Annually, 100% of county health department OB clients with a BMI of 30+ are referred to nutrition counseling.
  - Healthy Start clients are referred using Healthy Start funding.
  - OB clients not enrolled in Healthy Start are referred using Healthy Babies funding.
  - Determine if telehealth is an option.
- Method of measurement – Well family and HMS
- Lead agency responsible for this objective - Florida Department of Health Jefferson and Madison

---

### **OBJECTIVE 3.4 AND ACTION STEPS**

- Annually, 100% of county health department OB clients who use tobacco products or have a household member who uses tobacco products are referred to tobacco cessation counseling.
  - Document referral to Big Bend AHEC
- Method of measurement – HMS
- Lead agency responsible for this objective – Florida Department of Health Jefferson and Madison

---

## **STRATEGY 4**

Improve birth outcomes by increasing the percent of pregnant women who waited at least 18 months between pregnancies.

---

### **OBJECTIVE 4.1 AND ACTION STEPS**

- Decrease the percent of pregnant women with an interpregnancy interval < 18 months by 10% using 2021 baselines of 33.3% for Jefferson County, 40.2% for Madison County and 46.5% for Taylor County by June 30, 2025.
  - Door to door campaigns twice annually
  - Develop post-partum bag for women with promotional items and education information. Distribute to private OB practices and direct distribution at CHDs.
  - Marketing campaign
- Method of measurement – Florida CHARTS
- Lead agency responsible for this objective - Healthy Start Coalition of Jefferson, Madison, and Taylor and Florida Department of Health Jefferson, Madison, and Taylor Healthy Start Programs

---

### **OBJECTIVE 4.2 AND ACTION STEPS**

- Annually, 100% of county health department OB clients receive family planning information and education during post-partum visit.
  - Choice of birth control is documented.

- Client is educated about the health benefits of baby spacing.
- Method of measurement – Well family and HMS
- Lead agency responsible for this objective – - Healthy Start Coalition of Jefferson, Madison, and Taylor and Florida Department of Health Jefferson, Madison, and Taylor Healthy Start Programs

## **SOCIAL AND BEHAVIORAL HEALTH LONG-TERM GOAL 1**

Reduce undiagnosed mental, behavioral and emotional health disorders, and substance use disorders in adults and children in Jefferson and Madison Counties.

### **STRATEGY 1A**

Partner with Jefferson Community Partnership Schools, Jefferson County School District, Madison County School District, Department of Children and Families, public health departments, private clinicians and local behavioral health providers to address identified behavioral health and substance use disorder needs of children, and to address wrap-around services for the family unit.

### **OBJECTIVE 1.1 AND ACTION STEPS**

- 100% of school district students identified with mental, behavioral or emotional health issues, as well as substance use disorders, are referred to direct care and wrap-around services during the 2023-2024 school year.
  - Host meetings with each school district individually to assess unmet needs and develop an action plan prior to the start of the school year.
  - Incorporate the use of Community Action Teams (CAT)
  - Promote student services through school and community social media, public service announcements and school parent meetings.
  - Utilize the developed resource list to provide referrals.
- Method of measurement – quarterly aggregate data reports (tracking and reporting)
- Lead agency(ies) responsible for this objective – school districts, local providers

### **OBJECTIVE 1.2 AND ACTION STEPS**

- Establish a telehealth option for school district students and their parents/guardians to address mental, behavioral and emotional health, and substance use disorders during the 2023-2024 school year.
  - Develop a student telehealth plan with each school district individually that ensures parent/guardian consent and patient confidentiality.
  - The telehealth plan will incorporate parent/guardian telehealth appointments either at the school, at home or at a local telehealth kiosk (i.e., health department) to address family unit issues and access wrap-around services.
  - Obtain school district approval of the telehealth plan.
- Method of measurement – quarterly aggregate data reports summarizing the number of student and parent/guardian telehealth appointments. (tracking and reporting)

- Lead agency(ies) responsible for this objective – school districts, local behavioral health providers

---

### **STRATEGY 1B**

Partner with law enforcement victim’s advocates, local veteran’s affairs offices, elder care services, private clinicians, local mental health and substance use disorder providers to address identified behavioral health and substance use disorder needs of adults, and to address wrap-around services for the family unit.

---

### **OBJECTIVE 1.3 AND ACTION STEPS**

- Establish three sites within the county that can host a kiosk in a Health Insurance Portability and Accountability Act (HIPAA) compliant room so that individuals can obtain therapy services or complete intake assessments to access treatment by December 31, 2027.
  - Investigate venues that could host kiosks including health departments, libraries, faith-based organizations, Probation office or courthouse, etc.
  - Verify the number of providers that can utilize a kiosk.
  - Create scheduling protocols for agencies using the telehealth equipment.
- Method of measurement – quarterly reports in numbers of clients served per kiosk (tracking and reporting)
- Lead agency(ies) responsible for this objective – local providers, DOH-Jefferson

---

### **OBJECTIVE 1.4 AND ACTION STEPS**

- Expand access for adult in-person services by establishing three locations in each county by December 31, 2027.
  - Query behavioral health and substance use disorder providers to get recommendations for locations.
  - Partner with faith-based facilities to establish a location for in-person services.
- Method of measurement – Listing of locations in social marketing campaigns.
- Lead agency(ies) responsible for this objective – local providers, partner churches, DOH-Jefferson

---

## **SOCIAL AND BEHAVIORAL HEALTH LONG-TERM GOAL 2**

Increase public awareness of the issues pertaining to mental health and substance use disorders and how to access resources in these areas.

---

### **STRATEGY 2**

Create a marketing campaign that includes public service announcements, resource fairs and education presentations to highlight mental health and substance use disorder awareness and resources.

---

## OBJECTIVE 2.1 AND ACTION STEPS

- Create up to 3 public service announcements (PSAs) through print media, social networking platforms, radio, and billboards on the topics of mental health and/or substance use disorders by December 31, 2027.
  - Develop a list of each group member’s social media accounts to coordinate a social media campaign.
  - Work with an individual or agency to develop a marketing campaign or utilize an existing campaign.
  - Develop a presentation template for agencies to use to promote utilization of local resources.
- Method of measurement – verification of PSA materials presented at quarterly meetings.
- Lead individuals or agency(ies) responsible for this objective – CHIP members (specifically identified)

---

## OBJECTIVE 2.2 AND ACTION STEPS

- Include mental health and substance use disorder resources as a component to an overall regional resource list by December 31, 2027.
  - Work with 2-1-1 Big Bend and other sites that maintain resource lists.
  - Survey CHIP members about resource needs that are commonly requested and/or not known to be available.
  - Resource listings available in print and/or online formats
  - Engagement with listed resource agencies to participate in the monthly Minority Health resource fairs.
- Method of measurement – tracking the number of resource events and the vendors that participate.
- Lead agency(ies) responsible for this objective – local providers, DOH-Jefferson Minority Health Liaison.

---

## TRACKING PROGRESS

DOH-Jefferson will generate an action plan template to track all priority area objectives with input from partners. The action items will be reviewed and updated by each subcommittee during the quarter. DOH-Jefferson will provide quarterly updates through the Performance Improvement and Measurement System (PIMS). DOH-Jefferson will generate an annual progress report that incorporates any changes or additions to objectives in the CHIP. Annual progress reports will be posted on the DOH-Jefferson website and on partner websites.

## ALIGNMENT WITH STATE HEALTH IMPROVEMENT PLAN AND HEALTHY PEOPLE 2020

The alignment is listed below by priority health area.

### CHRONIC DISEASE

CHIP Objective	SHIP Alignment	Healthy People 2030 Alignment
Work with community partners to develop an inventory of chronic disease services provided in the area by March 31, 2024.	Improve cardiovascular health by reducing new cases, disability and death from heart disease, stroke and other related illnesses.	Increase the number of community organizations that provide prevention services — ECBP-D07
Work with community partners to develop an interagency referral plan for chronic disease services provided in the area by June 30, 2024.	Improve cardiovascular health by reducing new cases, disability and death from heart disease, stroke and other related illnesses.	Increase the number of community organizations that provide prevention services — ECBP-D07

### MATERNAL AND CHILD HEALTH

CHIP Objective	SHIP Alignment	Healthy People 2030 Alignment
Increase prenatal referrals to Healthy Start by 10% from April 2023 baselines of 36 in Jefferson, 51 in Madison, and 16 in Taylor by January 31, 2025.	Maternal and Child Health - Reduce infant morbidity and mortality. Reduce maternal morbidity and mortality	Increase the proportion of pregnant women who receive early and adequate prenatal care — MICH-08 Increase the health literacy of the population — HC/HIT-R01
Incorporate education videos into OB practice waiting room video loops or alternative for at least five (5) OB providers by January 31, 2025.	Maternal and Child Health - Reduce infant morbidity and mortality. Reduce maternal morbidity and mortality	Increase the proportion of pregnant women who receive early and adequate prenatal care — MICH-08 Increase the health literacy of the population — HC/HIT-R01
Decrease the number of sudden unexpected infant deaths and unintentional suffocation in bed deaths by 25% by June 30, 2025.	Maternal and Child Health - Reduce infant morbidity and mortality.	Increase the proportion of infants who are put to sleep in a safe sleep environment — MICH-D03 Increase the proportion of infants who are put to sleep on their backs — MICH-14

CHIP Objective	SHIP Alignment	Healthy People 2030 Alignment
Annually, 100% of Healthy Start and OB clients with inadequate infant sleeping arrangements receive counseling about the dangers of co-sleeping and receive assistance to create an adequate infant sleeping arrangement.	Maternal and Child Health - Reduce infant morbidity and mortality.	Increase the proportion of infants who are put to sleep in a safe sleep environment — MICH-D03 Increase the proportion of infants who are put to sleep on their backs — MICH-14
Increase the number of pregnant women attending prenatal classes in Jefferson, Madison, and Taylor from April 2023 baseline of seven (7) to fifteen (15) by June 30, 2024.	Maternal and Child Health - Reduce infant morbidity and mortality. Reduce maternal morbidity and mortality	Increase the health literacy of the population — HC/HIT-R01
Annually, 100% of county health department OB clients receive a depression assessment and referral to counseling if score indicates the need.	Maternal and Child Health - Reduce maternal morbidity and mortality	Increase the proportion of women who get screened for postpartum depression — MICH-D01
Annually, 100% of county health department OB clients with a BMI of 30+ are referred to nutrition counseling.	Maternal and Child Health - Reduce infant morbidity and mortality. Reduce maternal morbidity and mortality	Increase the proportion of women who had a healthy weight before pregnancy — MICH-13
Annually, 100% of county health department OB clients who use tobacco products or have a household member who uses tobacco products are referred to tobacco cessation counseling.	Maternal and Child Health - Reduce infant morbidity and mortality. Reduce maternal morbidity and mortality	Increase abstinence from cigarette smoking among pregnant women — MICH-10 Increase successful quit attempts in pregnant women who smoke — TU-15
Decrease the percent of pregnant women with an interpregnancy interval < 18 months by 10% using 2021 baselines of 33.3% for Jefferson County, 40.2% for Madison County and 46.5% for Taylor County by June 30, 2025.	Improve preconception and interconception health	Reduce the proportion of pregnancies conceived within 18 months of a previous birth — FP-02
Annually, 100% of county health department OB clients receive family planning information and education during post-partum visit.	Improve preconception and interconception health	Increase the proportion of adolescent females at risk for unintended pregnancy who use effective birth control — FP-11



## SOCIAL AND BEHAVIORAL HEALTH

CHIP Objective	SHIP Alignment	Healthy People 2030 Alignment
100% of school district students identified with mental, behavioral or emotional health issues, as well as substance use disorders, are referred to direct care and wrap-around services during the 2023-2024 school year.	Reduce the impact of pediatric mental, emotional and behavioral health disorders. Reduce suicide behaviors and death. Reduce substance use disorders and drug overdose deaths.	Increase the proportion of adolescents with depression who get treatment — MHMD-06 Increase the proportion of children and adolescents with symptoms of trauma who get treatment — AH-D02
Establish a telehealth option for school district students and their parents/guardians to address mental, behavioral and emotional health, and substance use disorders during the 2023-2024 school year.	Reduce the impact of pediatric mental, emotional and behavioral health disorders. Reduce suicide behaviors and death. Reduce substance use disorders and drug overdose deaths.	Increase the proportion of adolescents with depression who get treatment — MHMD-06 Increase the proportion of children and adolescents with symptoms of trauma who get treatment — AH-D02
Establish three sites within the county that can host a kiosk in a HIPAA compliant room so that individuals can obtain therapy services or complete intake assessments to access treatment by December 31, 2027.	Reduce the impact of adult mental, emotional and behavioral health disorders. Reduce suicide behaviors and death. Reduce substance use disorders and drug overdose deaths.	Increase the proportion of people with substance use and mental health disorders who get treatment for both — MHMD-07
Expand access for adult in-person services by establishing three locations in each county by December 31, 2027.	Reduce the impact of adult mental, emotional and behavioral health disorders. Reduce the impact of pediatric mental, emotional and behavioral health disorders. Reduce suicide behaviors and death. Reduce substance use disorders and drug overdose deaths.	Increase the proportion of people with substance use and mental health disorders who get treatment for both — MHMD-07

CHIP Objective	SHIP Alignment	Healthy People 2030 Alignment
<p>Create up to 3 public service announcements (PSAs) through print media, social networking platforms, radio, and billboards on the topics of mental health and/or substance use disorders by December 31, 2027.</p>	<p>Reduce the impact of adult mental, emotional and behavioral health disorders.  Reduce the impact of pediatric mental, emotional and behavioral health disorders.  Reduce suicide behaviors and death. Reduce substance use disorders and drug overdose deaths.</p>	<p>Increase the proportion of people with substance use and mental health disorders who get treatment for both — MHMD-07  Increase the number of state health departments that use social marketing in health promotion programs — HC/HIT-D01</p>
<p>Include mental health and substance use disorder resources as a component to an overall regional resource list by December 31, 2027.</p>	<p>Reduce the impact of adult mental, emotional and behavioral health disorders.  Reduce the impact of pediatric mental, emotional and behavioral health disorders.  Reduce suicide behaviors and death. Reduce substance use disorders and drug overdose deaths.</p>	<p>Increase the proportion of people with substance use and mental health disorders who get treatment for both — MHMD-07  Increase the number of state health departments that use social marketing in health promotion programs — HC/HIT-D01</p>



## **Appendices List**

Meeting Package with Data

Committee Meeting Agendas and Sign-in Sheets

CHIP Partner List for Jefferson



# **JEFFERSON COUNTY HEALTH SUMMIT**

**February 3, 2023**

**10:00 a.m. to 4:00 p.m.**



**Florida**  
**HEALTH**  
Jefferson County



1

---

---

---

---

---

---

---

---



2

---

---

---

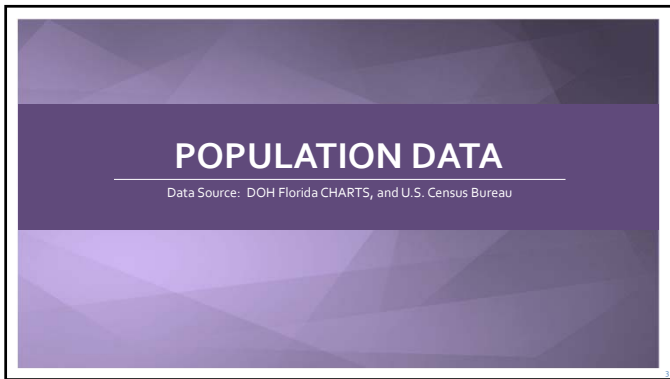
---

---

---

---

---



3

---

---

---

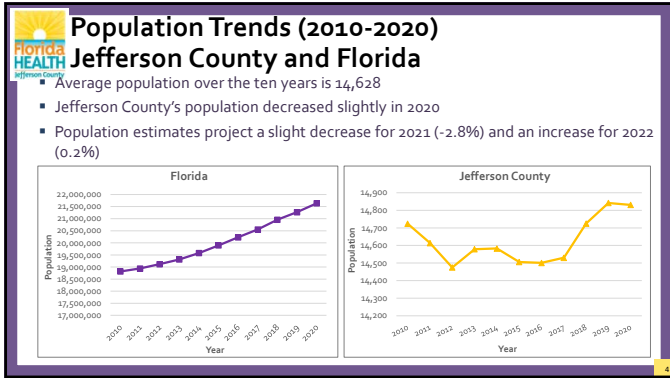
---

---

---

---

---



4

---

---

---

---

---

---

---

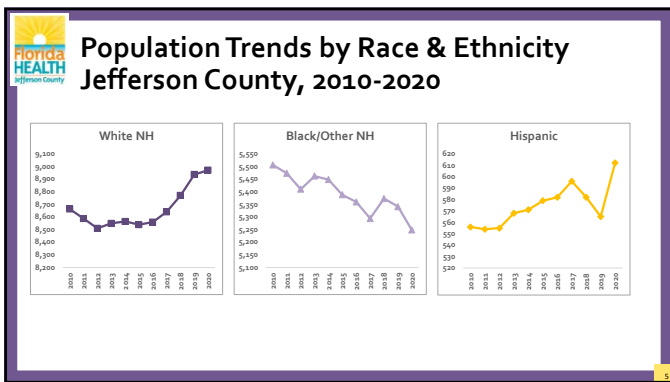
---

---

---

---

---



5

---

---

---

---

---

---

---

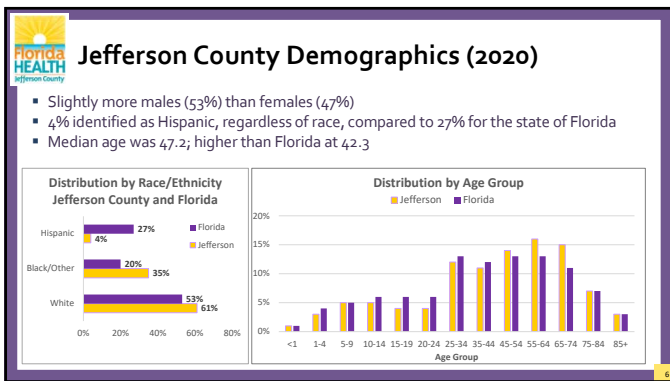
---

---

---

---

---



6

---

---

---

---

---

---

---

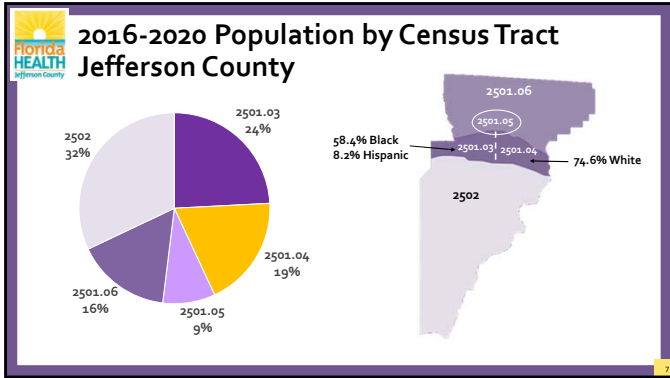
---

---

---

---

---



7

---

---

---

---

---

---

---

---



8

---

---

---

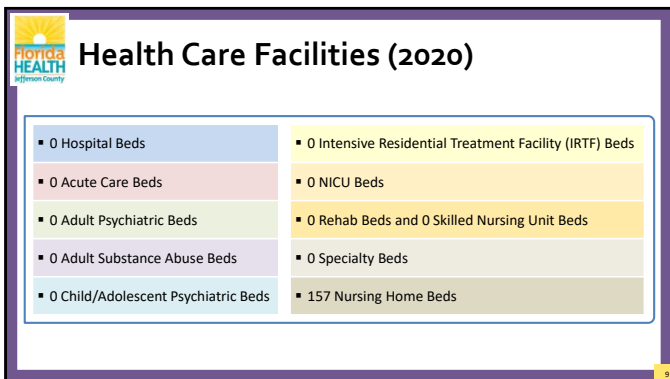
---

---

---

---

---



9

---

---

---

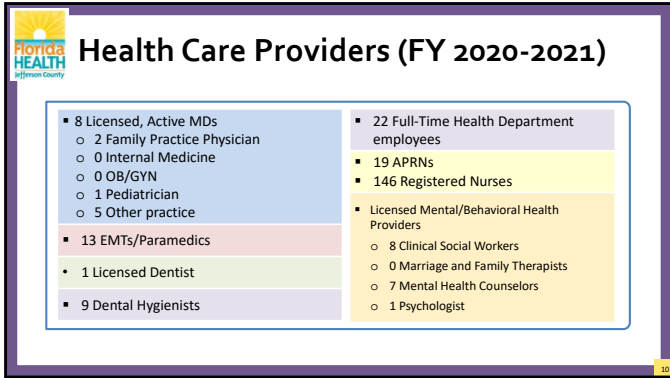
---

---

---

---

---



10

---

---

---

---

---

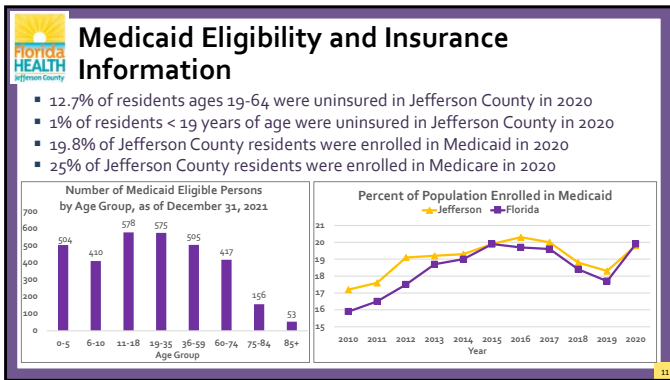
---

---

---

---

---



11

---

---

---

---

---

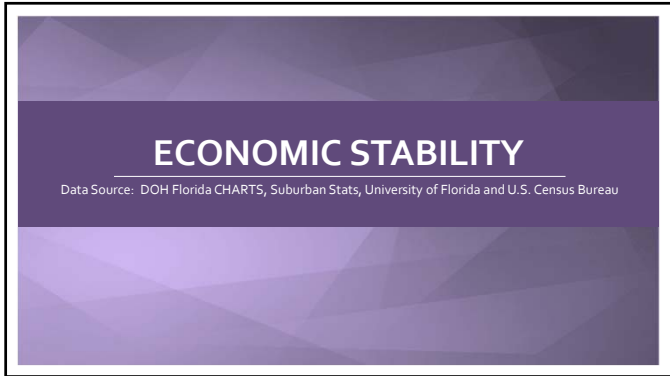
---

---

---

---

---



12

---

---

---

---

---

---


---

---

---

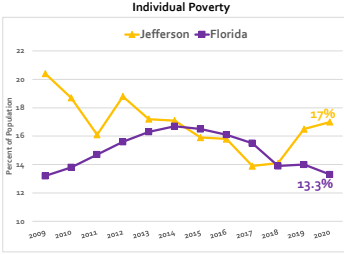
---





### Economic and Poverty Data (2020) Jefferson County

- Jefferson County ranked 26 of 67 counties for median household income. Median income increased from \$47,240 in 2019 to \$49,081 in 2020 (Median income for Florida was \$57,703)
- 34.9% of individuals in Jefferson County were living below 200% poverty level in 2020, compared to 32.9% for Florida
- 17.8% of persons ages 65+ in Jefferson County were living below 150% poverty level in 2020, compared to 20.0% for Florida



**13**

13

---

---

---

---

---


---

---

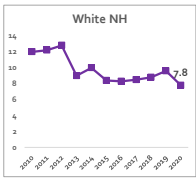
---

---

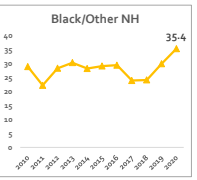
---



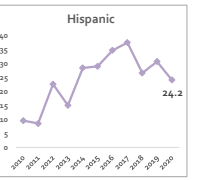
### Percent of Individuals Below Poverty Level, by Race & Ethnicity, Jefferson County, 2010-2020



White NH



Black/Other NH



Hispanic

**14**

14

---

---

---

---

---


---

---

---

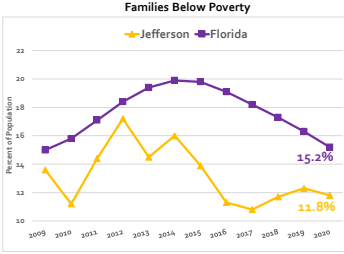
---

---



### Economic and Poverty Data (2020) Jefferson County

- 27.8% of Jefferson County individuals under age 18 were living below poverty level in 2020, compared to 18.7% for Florida
- The percent of families with related children under the age of 18 in poverty for Jefferson County in 2020 was 20.8%, compared to 15.2% for Florida
- 42.4% of female head of household families with children under age 18 were living below poverty level in Jefferson County compared to 31.8% for Florida



**15**

15

---

---

---

---

---

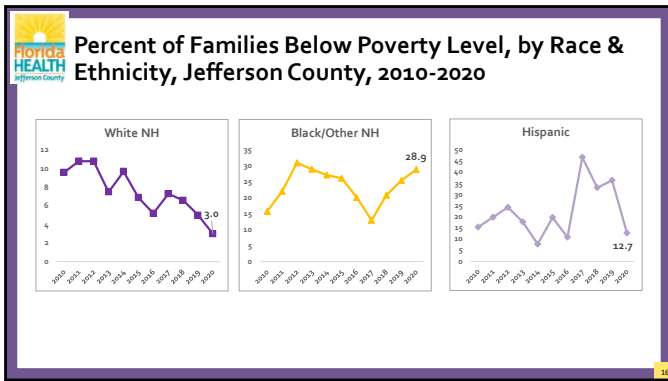
---

---

---

---

---



16

---

---

---

---

---

---

---

---

---

---

**Feeding America Food Insecurity Data for Jefferson County, Florida 2020**

- Feeding America estimates that the overall food insecurity rate for Jefferson County was 12.4%, with 1,770 residents who were food insecure
- Jefferson County food insecurity rates by race and ethnicity for 2020 are
  - Black, all ethnicities = 23.0%
  - White, non-Hispanic = 6.0%
  - Hispanic, Other race and multiracial data not available
- When looking at ages < 18, the food insecurity rate was 21.9% with 510 residents who were food insecure

17

---

---

---

---

---

---

---

---

---

---

**EDUCATION DATA**

Data Source: DOH Florida CHARTS, DOE Education Information and Accountability Services

18

---

---

---

---

---


---

---

---

---

---



### Early Education Indicators

- In 2020, the percent of Jefferson County kindergarten children who were prepared upon entry was 32.3%, compared to 56.9% for Florida
- Some data were not reported for the years the schools were chartered to Somerset Academy
- In 2018, 12.2% of elementary school children were not promoted. This has not been reported since 2018
- Jefferson County 3rd grade students were less likely to have a passing English and Math FSA score, compared to Florida in school year 2020-21
  - The percent of students with passing English scores were 28% Jefferson County and 54% for Florida
  - The percent of students with passing Math scores were 43% Jefferson County and 51% for Florida

19

---

---

---

---

---


---

---

---

---

---



### Education Indicators

- The percent of Jefferson County middle school students not promoted was 16.3% in 2018, compared to 1.6% in Florida
- The 2020 school year graduation rate for Jefferson County was 81.8%, compared to 90% for Florida
  - 85% for males and 75% for females
  - 76% for Black, non-Hispanic students and 0% for White, non-Hispanic students. Hispanic data not available.
  - Refer to the full slide set for further data comparisons by Disadvantaged, and by students with disabilities

20

---

---

---

---

---


---

---

---

---

---



### Percent of Population Ages 25+ With No High School Diploma by Race & Ethnicity, Jefferson County, 2010-2020

- In 2020, 11.5% of Florida residents did not have a high school diploma.
- The overall percent of Jefferson County residents with no high school diploma was 17.4% in 2020.

White NH

Black/Other NH

Hispanic

21

---

---

---

---

---

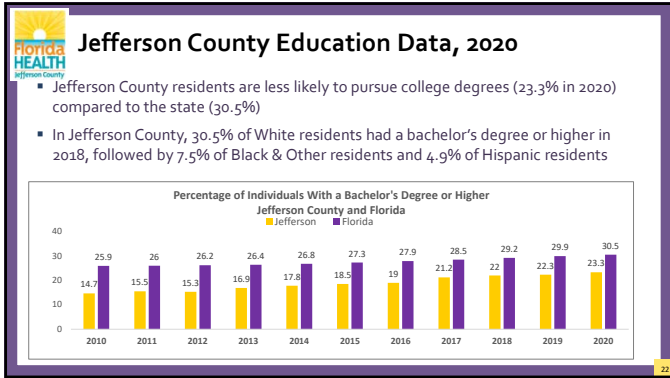
---

---

---

---

---



22

---

---

---

---

---

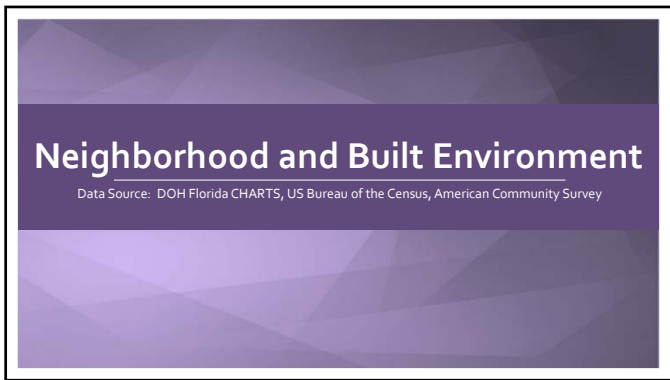
---

---

---

---

---



23

---

---

---

---

---

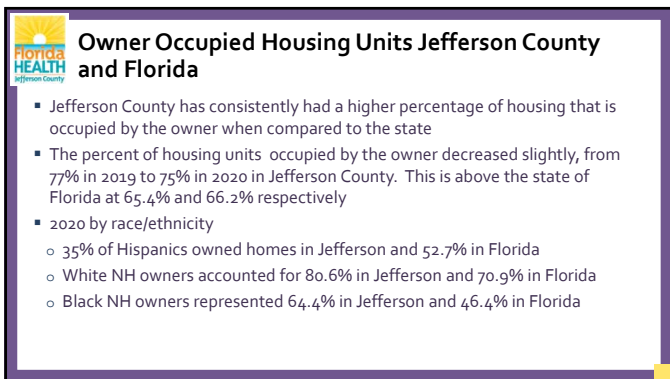
---

---

---

---

---



24

---

---

---

---

---

---

---

---

---

---

**Other Neighborhood and Built Environment Indicators, Jefferson County**

**Housing Quality, 2016-2020**

- Housing quality indicators include plumbing, kitchen facilities, and home heating source
- 2.1% of homes in Jefferson County have no source for heat

**Transportation to work, Ages 16+, 2016-2020**

- 9.2% of Jefferson County residents ages 16+ carpooled to work during 2016-2020. Census tract 2502 had the highest percent of population that carpooled.
- 0% used public transportation. Note that Big Bend Transit is the only source of public transportation.
- The average travel time to work was 29.3 minutes
- 5.7% of households in Jefferson County did not have a vehicle. Census tracts 2501.04 and 2501.05 had the highest percent of population with no vehicle

25

---

---

---

---

---

---

---

---

---

---

**Social and Community Context**

Data Source: DOH Florida CHARTS, Florida Department of Corrections, Florida Department of Juvenile Justice

26

---

---

---

---

---

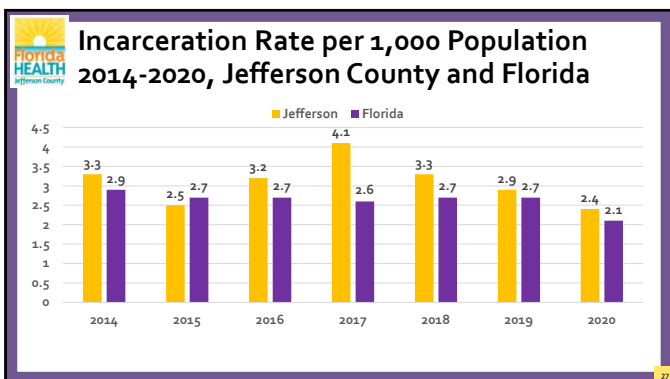
---

---

---

---

---



27

---

---

---

---

---

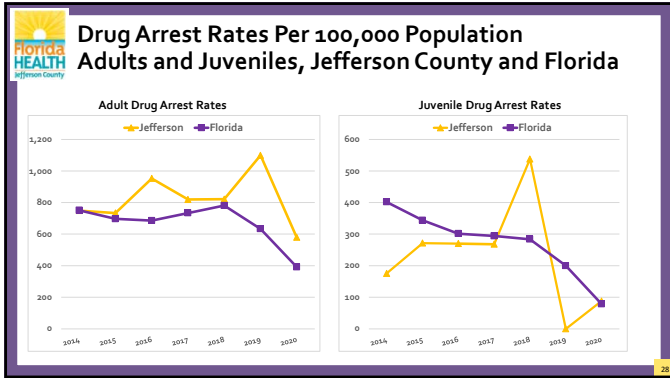
---

---

---

---

---



28

---

---

---

---

---

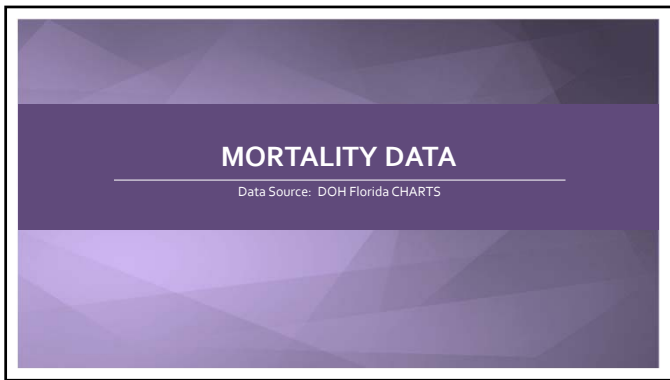
---

---

---

---

---



29

---

---

---

---

---

---

---

---

---

---

**10 Leading Causes of Death, 2020**  
**Jefferson County (N=221)**

Cause of Death	Deaths	Percent of Total
Malignant Neoplasm (Cancer)	46	21%
Heart Diseases	37	17%
COVID-19	13	6%
Diabetes Mellitus	12	5%
Cerebrovascular Diseases	7	3%
Chronic Lower Respiratory Diseases	7	3%
Unintentional Injury	7	3%
Influenza and Pneumonia	5	2%
Alzheimer's Disease	4	2%
Septicemia	4	2%
Suicide	4	2%

30

---

---

---

---

---


---

---

---

---

---



### Minority Population Causes of Death Jefferson County 2020 (N=70)

Cause of Death	Deaths	Percent of Total
Malignant Neoplasm (Cancer)	15	21%
Heart Diseases	13	19%
COVID-19	7	10%
Diabetes Mellitus	4	6%
Cerebrovascular Diseases	2	3%
Chronic Lower Respiratory Diseases	2	3%
Perinatal Period Conditions	2	3%

31

---

---

---

---

---


---

---

---

---

---



### Minority Population Causes of Death Jefferson County 2020 (N=70)

Cause of Death	Deaths	Percent of Total
Alzheimer's Disease	1	1%
Anemias	1	1%
Essential Hypertension and Hypertensive Renal Disease	1	1%
In Situ, Benign and Uncertain or Unknown Behavior Neoplasms	1	1%
Influenza and Pneumonia	1	1%
Nutritional Deficiencies	1	1%
Septicemia	1	1%
Unintentional Injury	1	1%

32

---

---

---

---

---


---

---

---

---

---



## CHRONIC DISEASE

Data Source: DOH Florida CHARTS, Robert Wood Johnson County Health Rankings, BRFS

33

---

---

---

---

---

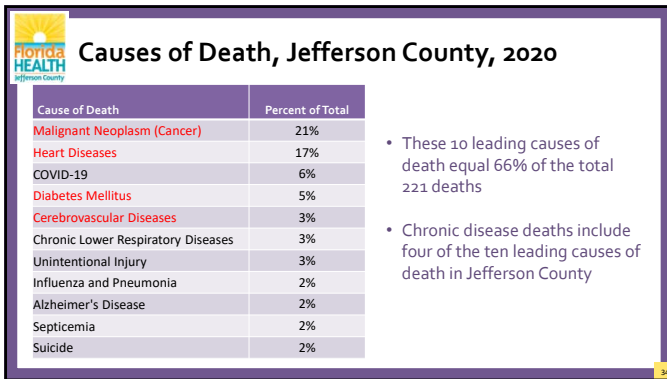
---

---

---

---

---



34

---

---

---

---

---

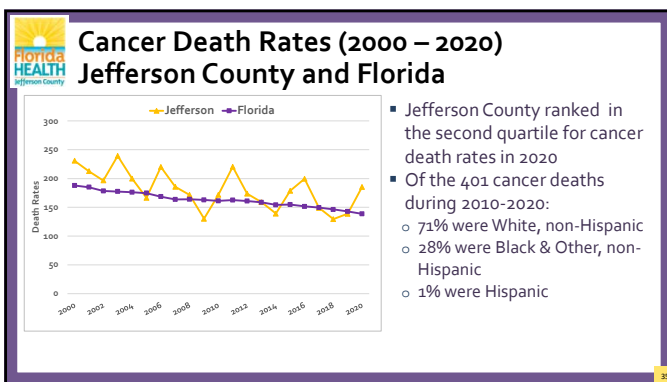
---

---

---

---

---



35

---

---

---

---

---

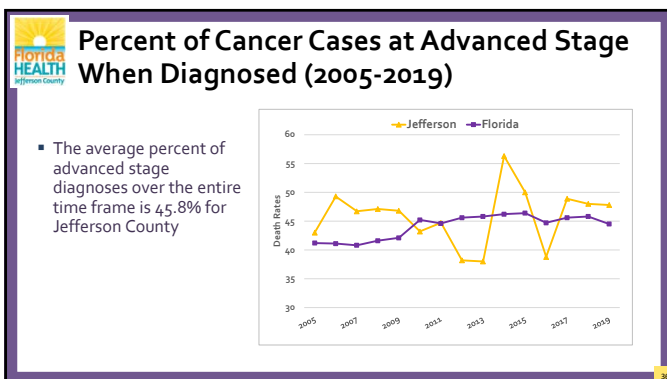
---

---

---

---

---



36

---

---

---

---

---

---

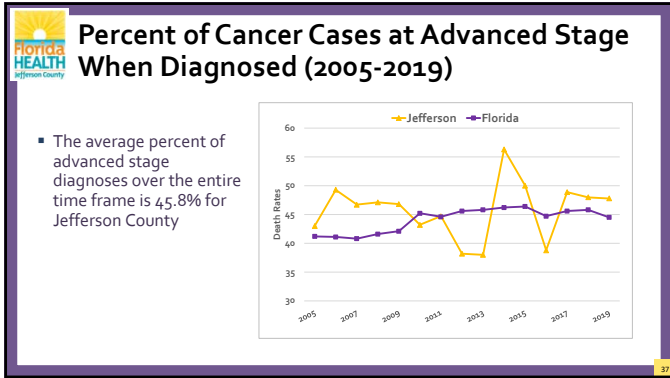
---

---

---

---





37

---

---

---

---

---

---

---

---

---

---

### Cancer Deaths by Type of Cancer Jefferson County, 2020

Type of Cancer	Deaths
Lung	12
Bladder	3
Breast	3
Colorectal	3
Lymphoid & Related Tissue	3
Prostate	3
Cervical	2
Leukemia	2
Pancreatic*	2
Unknown Behavior Neoplasms	2
Brain & Central Nervous System	1

38

---

---

---

---

---

---

---

---

---

---

### Cancer Deaths by Type of Cancer Jefferson County, 2020 (cont'd)

Type of Cancer	Deaths
Liver & Intrahepatic Bile Duct	1
Non-Hodgkin's Lymphoma	1
Ovarian	1
Stomach	1
Uterus	1
Esophagus	0
Hodgkin's Disease	0
Kidney & Renal Pelvis	0
Melanoma	0
Oral	0

39

---

---

---

---

---

---

---

---

---

---

**Death Rates Due to Diabetes, 2000 – 2020  
Jefferson County and Florida**

- Jefferson County ranked in the third quartile for diabetes deaths in 2020
- Diabetes Deaths 2010-2020 (Total of 73 deaths)
  - 38 or 52% were White, non-Hispanic, 35 or 48% were Black & Other, non-Hispanic, and 0% Hispanic
  - 42 or 58% were male and 31 or 42% were female

Year	Jefferson County	Florida
2000	40	20
2001	45	20
2002	20	20
2003	50	20
2004	25	20
2005	25	20
2006	50	20
2007	45	20
2008	20	20
2009	10	20
2010	25	20
2011	25	20
2012	10	20
2013	20	20
2014	20	20
2015	25	20
2016	45	20
2017	40	20
2018	25	20
2019	45	20
2020	55	20

40

---

---

---

---

---

---

---

---

---

---

**Death Rates Due to Stroke, 2000 – 2020  
Jefferson County and Florida**

- The Jefferson County death rate due to stroke has been lower than the state since 2018
- The 2020 rate per 100,000 population was 32.6, compared to 44.4 for Florida

Year	Jefferson County	Florida
2000	70	50
2001	120	48
2002	80	45
2003	50	42
2004	65	40
2005	45	38
2006	55	35
2007	75	32
2008	20	30
2009	65	28
2010	25	25
2011	60	25
2012	30	25
2013	50	25
2014	30	25
2015	45	25
2016	60	25
2017	40	25
2018	30	25
2019	30	25
2020	32.6	44.4

41

---

---

---

---

---

---

---

---

---

---

**INJURY AND VIOLENCE**

Data Source: DOH Florida CHARTS

42

---

---

---

---

---

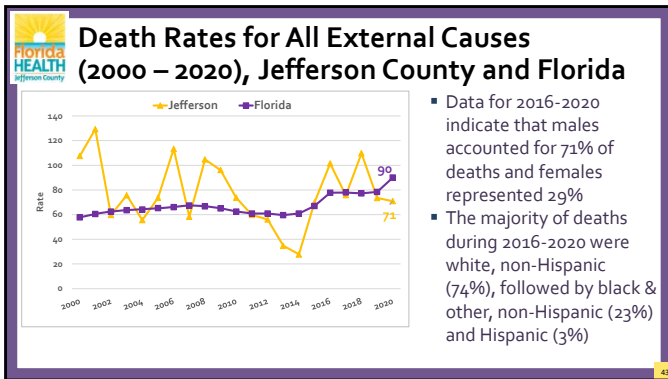
---

---

---

---

---



43

---

---

---

---

---

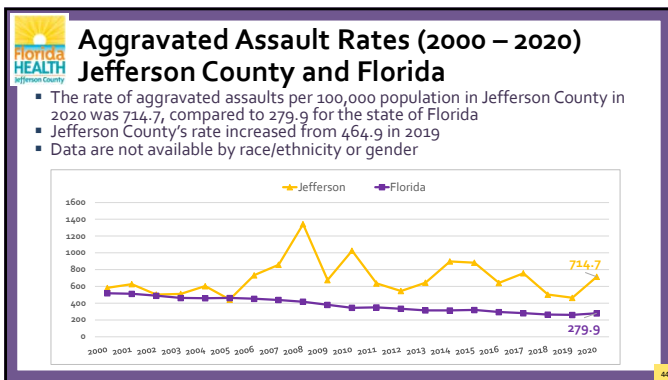
---

---

---

---

---



44

---

---

---

---

---

---

---

---

---

---



45

---

---

---

---

---

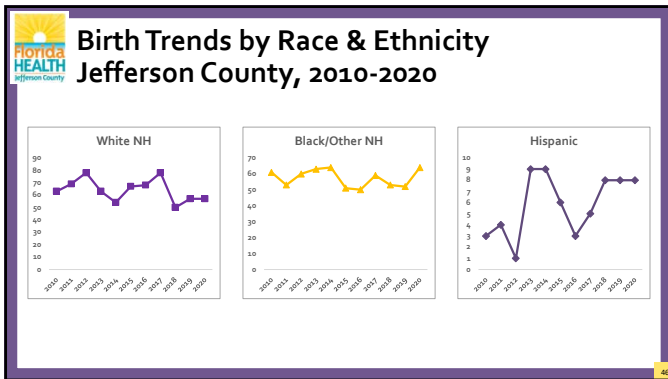
---

---

---

---

---



46

---

---

---

---

---

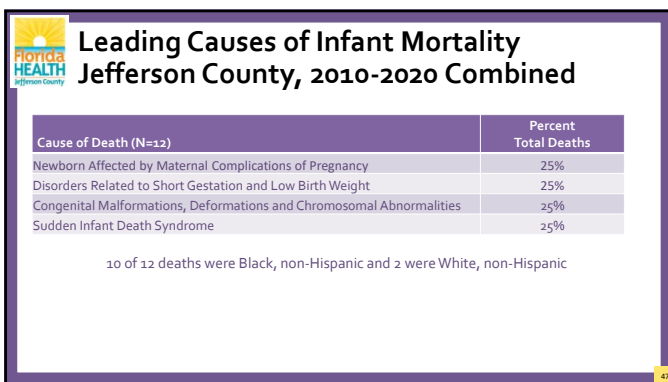
---

---

---

---

---



47

---

---

---

---

---

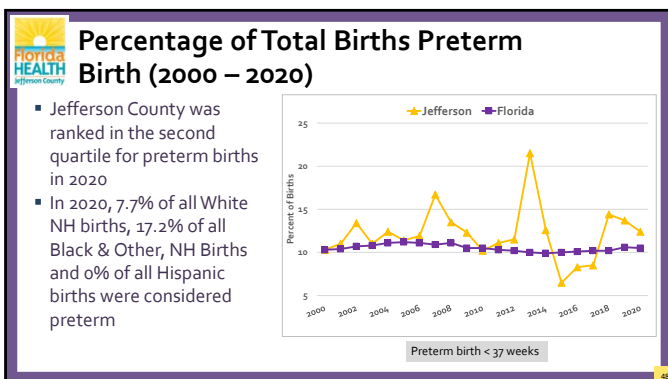
---

---

---

---

---



48

---

---

---

---

---

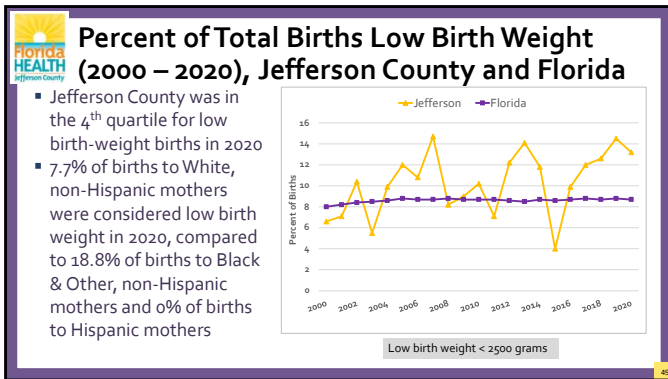
---

---

---

---

---



49

---

---

---

---

---

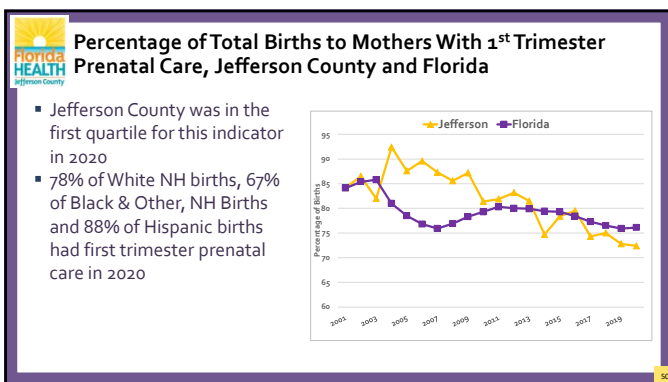
---

---

---

---

---



50

---

---

---

---

---

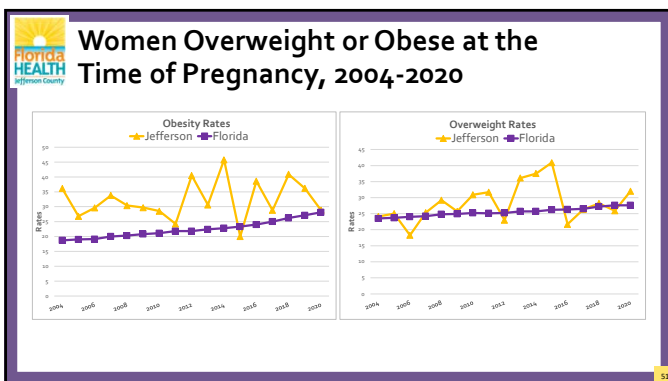
---

---

---

---

---



51

---

---

---

---

---

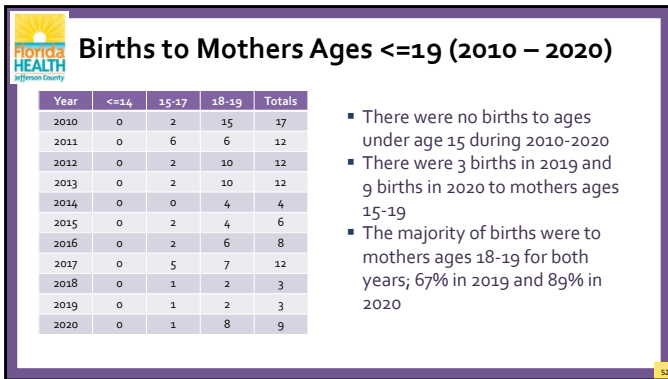
---

---

---

---

---



52

---

---

---

---

---

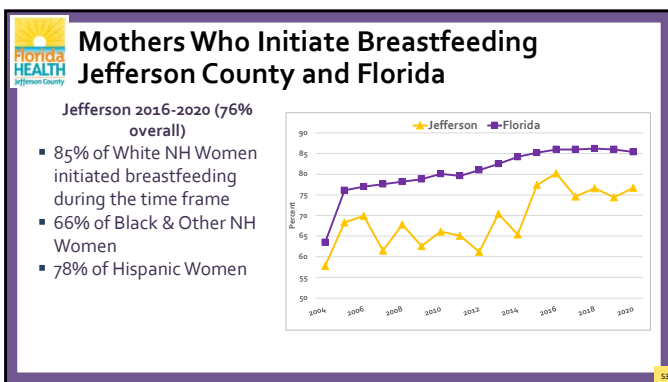
---

---

---

---

---



53

---

---

---

---

---

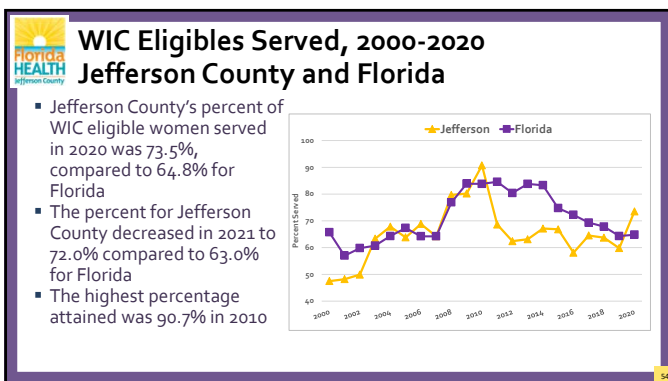
---

---

---

---

---



54

---

---

---

---

---

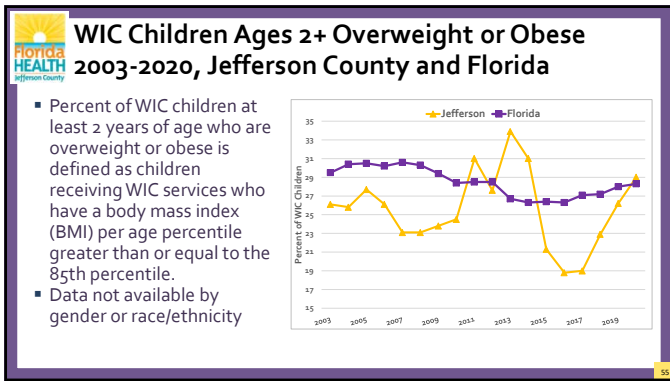
---

---

---

---

---



55

---

---

---

---

---

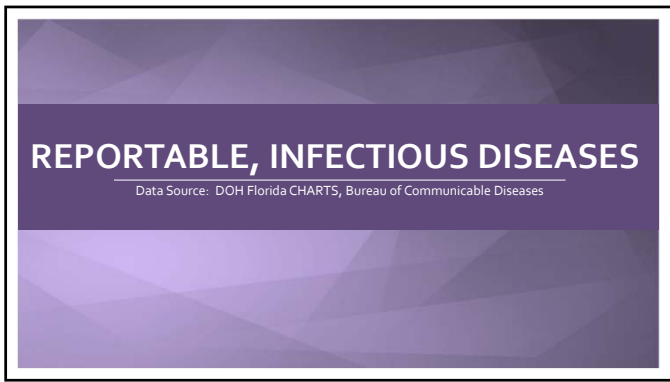
---

---

---

---

---



56

---

---

---

---

---

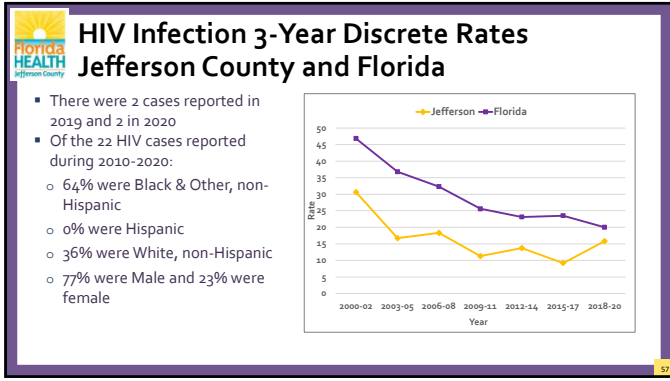
---

---

---

---

---



57

---

---

---

---

---

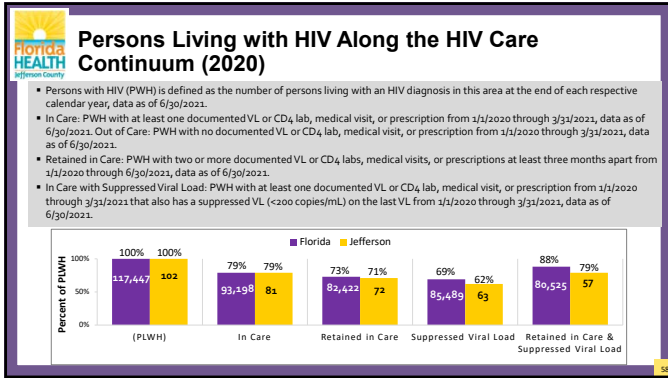
---

---

---

---

---



58

---

---

---

---

---

---

---

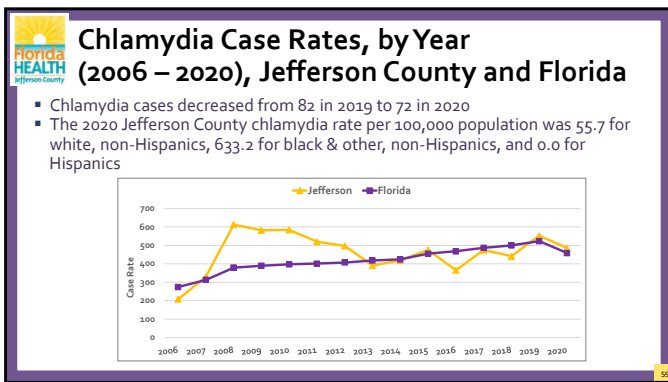
---

---

---

---

---



59

---

---

---

---

---

---

---

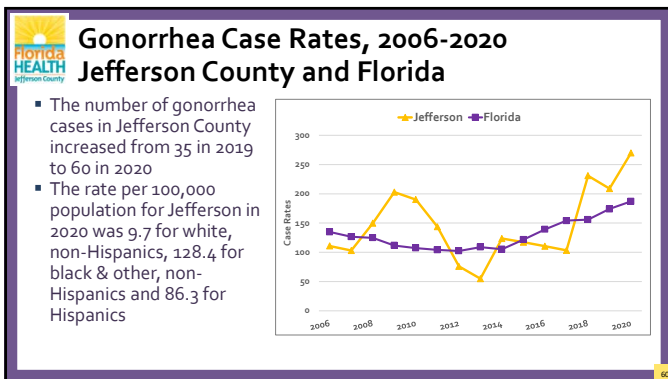
---

---

---

---

---



60

---

---

---

---

---

---

---

---

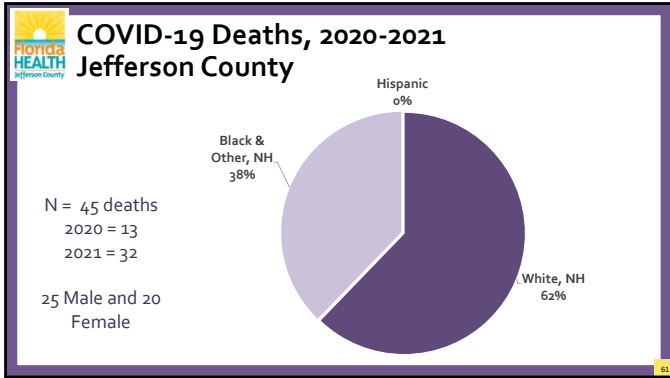
---

---

---

---





61

---

---

---

---

---

---

---

---



62

---

---

---

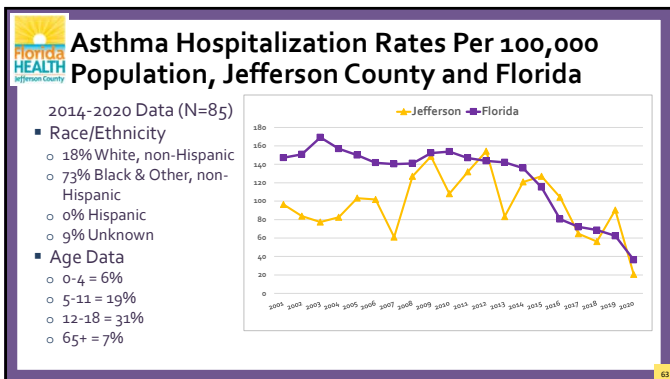
---

---

---

---

---



63

---

---

---

---

---

---

---

---

# SOCIAL AND BEHAVIORAL HEALTH

Data Source: DOH Florida CHARTS

64

---

---

---

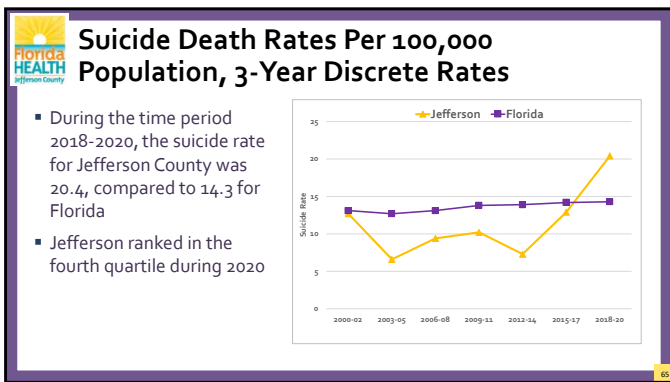
---

---

---

---

---



65

---

---

---

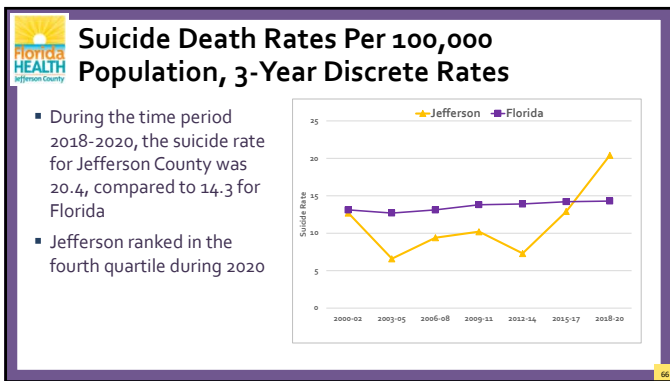
---

---

---

---

---



66

---

---

---

---

---

---

---

---

**2019-2020 Comparison – Jefferson County**

- There were 4 suicide deaths in 2019 and 4 in 2020

**By Gender**

- There were 2 males and 2 females for both 2019 and 2020

**By Race/Ethnicity**

- White, non-Hispanics accounted for all 4 suicides in 2019 and in 2020

**By Age Group**

- In 2019, 1 was in age group 45-54, 1 was in age group 55-64 and two were ages 75+
- In 2020, 2 were ages 15-19 and 2 were ages 75+

67

---

---

---

---

---

---

---

---

---

---

**2019-2020 Comparison – Jefferson County**

**By Method**

- In 2019, 1 suicide occurred using a firearm and 3 occurred through drug poisoning
- In 2020, all 4 occurred using a firearm

**Non-Fatal Self-Harm Injuries**

- There were a total of 18 reported in 2019, of which 7 were hospitalized and 11 were ER visits
- There were a total of <5 reported in 2020, all of which were hospitalized

68

---

---

---

---

---

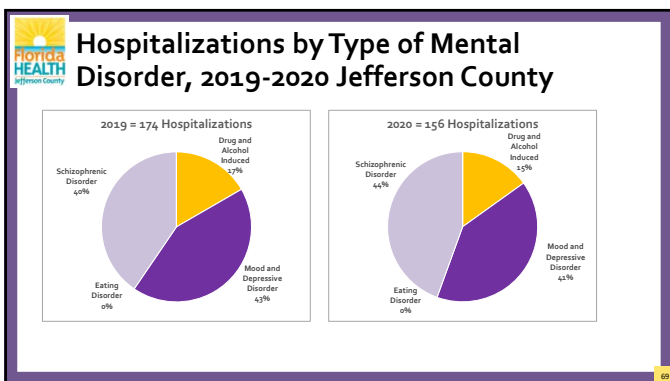
---

---

---

---

---



69

---

---

---

---

---

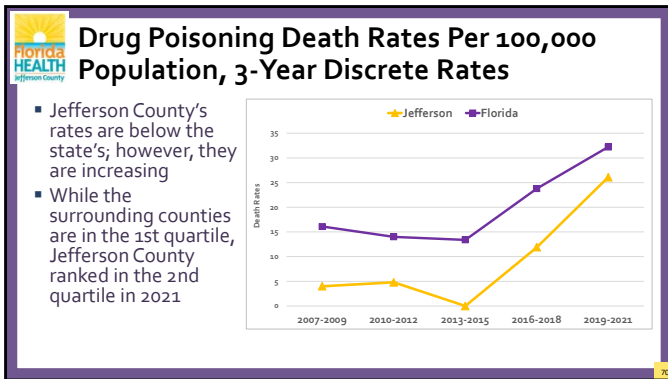
---

---

---

---

---



70

---

---

---

---

---

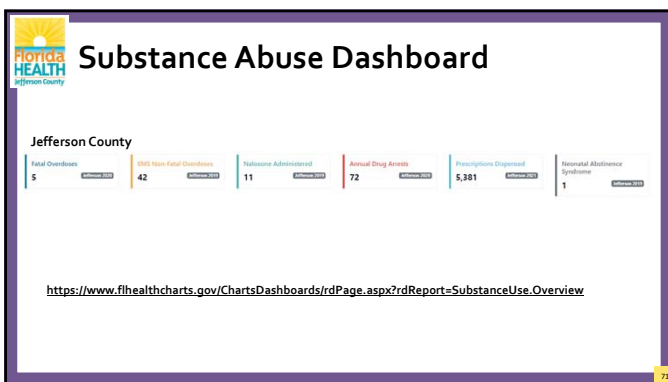
---

---

---

---

---



71

---

---

---

---

---

---

---

---

---

---

### 2020 Overdose Data, Jefferson County

2020 Indicators	Jefferson
Opioid Overdose Deaths	1
Drug Overdose Deaths	5
Opioid Death Rate Per 100,000 Population	3-7
Drug Overdose Death Rate Per 100,000 Population	31-5
EMS Response to Suspected Non-Fatal Opioid Overdose	5
EMS Response to Suspected Non-Fatal Drug Overdose, Not Opioids	24
Non-Fatal Drug Overdose ER Visits	7
All Drug Non-fatal Overdose Hospitalizations	9
Naloxone Administered	7

72

---

---

---

---

---


---

---

---

---

---



### Prescriptions and Treatment, Jefferson County

2021 Indicators	Jefferson County
Number of Opioid Prescriptions Dispensed	4,113
Number of Unique Patients	1,343
Prescriptions Dispensed Per Patient	3.1
Adult Substance Abuse Program Enrollees	49
Child Substance Abuse Program Enrollees	353

73

---

---

---

---

---


---

---

---

---

---



### Risk Behaviors, Jefferson County

Indicators	Jefferson County
% Adults Who Engage in Heavy or Binge Drinking - 2019	18.7%
% Students Who Rode in a Car Driven By Someone Who Had Been Drinking - 2018	9.6%
% Students Using Vape Products with Marijuana Oil - 2020	n/a

Adult respondents to BRFSS survey and student respondents to YRBS survey

74

---

---

---

---

---


---

---

---

---

---



### Consequences, Jefferson County

Indicators	Jefferson County
Drug Arrests – 2020	72 71 adult 1 child
Alcohol Confirmed Motor Vehicle Crashes – 2019	7 1 fatality
Drug Confirmed Motor Vehicle Crashes - 2019	1 1 fatality
Neonatal Abstinence Syndrome – 2019	<5
Early Steps Clients Experiencing Neonatal Abstinence Syndrome – 2020	0

75

---

---

---

---

---

---

---

---

---

---

# Jefferson County Health Indicators

# POPULATION DATA

Data Source: DOH Florida CHARTS, and U.S. Census Bureau

1

---

---

---

---

---

---

---

---

## Population Trends (2010-2020) Jefferson County and Florida

- Average population over the ten years is 14,628
- Jefferson County's population decreased slightly in 2020
- Population estimates project a slight decrease for 2021 (-2.8%) and an increase for 2022 (0.2%)

Year	Population
2010	18,800,000
2011	18,900,000
2012	19,000,000
2013	19,100,000
2014	19,200,000
2015	19,300,000
2016	19,400,000
2017	19,500,000
2018	19,600,000
2019	19,700,000
2020	19,800,000

Year	Population
2010	14,800
2011	14,700
2012	14,500
2013	14,600
2014	14,600
2015	14,500
2016	14,500
2017	14,500
2018	14,700
2019	14,850
2020	14,800

2

---

---

---

---

---

---

---

---

## Population Trends by Race & Ethnicity Jefferson County, 2010-2020

Year	Population
2010	8,600
2011	8,600
2012	8,600
2013	8,500
2014	8,600
2015	8,600
2016	8,600
2017	8,700
2018	8,800
2019	8,900
2020	9,100

Year	Population
2010	5,500
2011	5,400
2012	5,400
2013	5,400
2014	5,400
2015	5,300
2016	5,300
2017	5,300
2018	5,300
2019	5,300
2020	5,200

Year	Population
2010	550
2011	550
2012	550
2013	560
2014	560
2015	570
2016	580
2017	600
2018	580
2019	580
2020	620

3

---

---

---

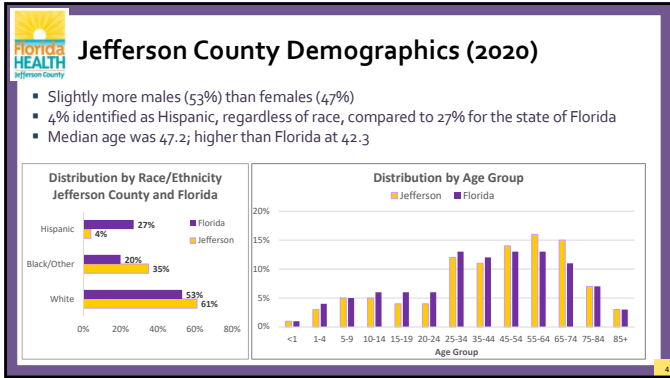
---

---

---

---

---



4

---

---

---

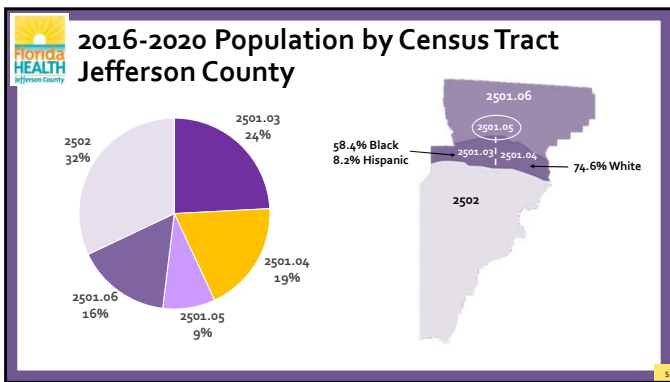
---

---

---

---

---



5

---

---

---

---

---

---

---

---

### 2016-2020 Demographics by Census Tract Percent of Total Population, Jefferson County

Race/Ethnicity	2501.03	2501.04	2501.05	2501.06	2502
White	37.7	74.6	63.5	69.7	73.2
Black	58.4	20.3	34.3	28.6	24.8
Other	1.2	2.3	0.6	1.7	0.5
Multiracial	2.7	2.7	1.5	0.0	1.5
Hispanic (All Races)	8.2	6.5	1.2	3.3	1.1

Gender	2501.03	2501.04	2501.05	2501.06	2502
Males	74.3	47.1	40.2	44.6	49.2
Females	25.7	52.9	59.8	55.4	50.8

6

---

---

---

---


---

---

---

---





### 2016-2020 Demographics by Census Tract Percent of Total Population, Jefferson County

Age Group	2501.03	2501.04	2501.05	2501.06	2502
< 5	4.9	2.5	2.4	1.9	6.2
5-9	2.8	3.2	4.7	6.2	5.5
10-14	4.7	3.3	3.9	3.7	6.2
15-19	7.2	4.3	3.5	5.2	5.3
20-24	5.9	7.3	3.7	2	2.6
25-34	20.1	13.5	6.5	4.5	9
35-44	21.2	13.9	10.6	8.7	9.1
45-54	12.1	11.8	14.2	21.7	12.1
55-59	5.6	8.2	6	6.2	8.6
60-64	4.2	8.7	7.8	11.9	10
65-74	5.9	12.9	21.7	20	13.7
75+	5.6	10.4	15.2	8	11.7

---

---

---

---

---

---

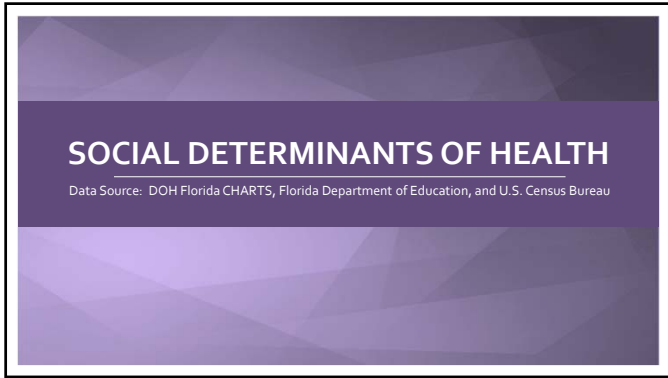
---

---

---

---

# Social Determinants of Health



1

---

---

---

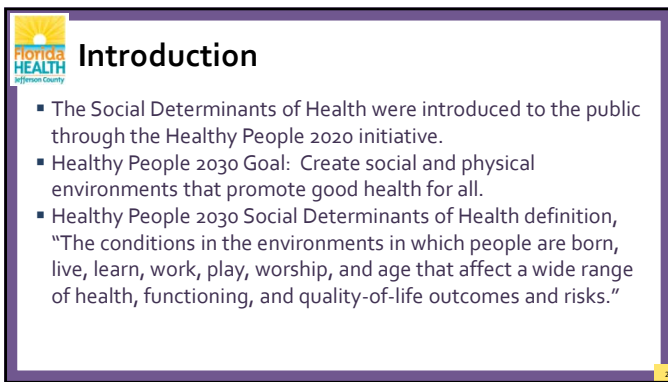
---

---

---

---

---



2

---

---

---

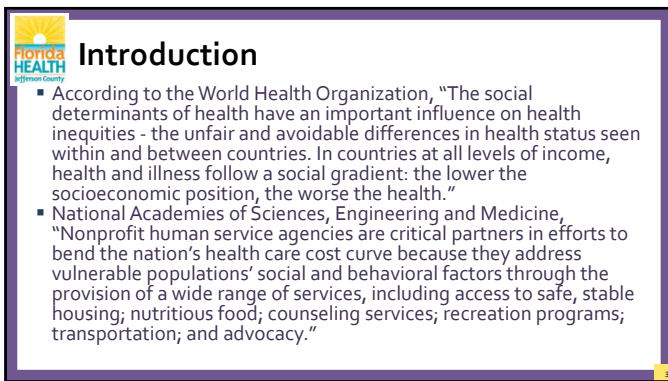
---

---

---

---

---



3

---

---

---

---

---

---

---

---



## SDOH Categories

- The rationale is that in order to fix health care, you have to fix these items first
  - Education
  - Economic Stability
  - Food
  - Social and Community Context
  - Health & Health Care
  - Neighborhood and Built Environment

4

---

---

---

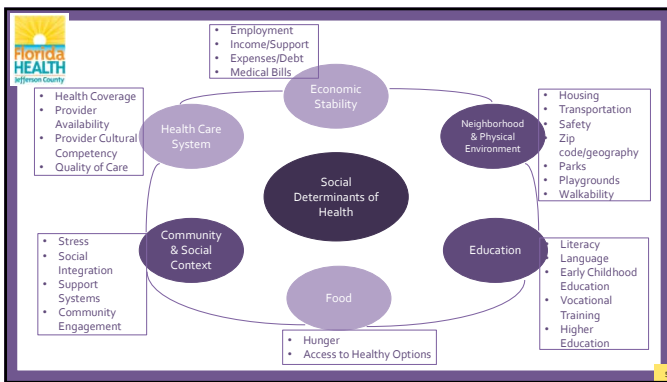
---

---

---

---

---



5

---

---

---

---

---

---

---

---

## Access to Health Care

Data Source: DOH Florida CHARTS, US Bureau of the Census, American Community Survey

6

---

---

---


---

---

---

---

---



### Health and Health Care

- Included in this category are:
  - Access to Health Care
  - Access to Primary Care
  - Health Literacy
- Access to health care barriers to consider
  - Inadequate health insurance can result in lack of health care
  - Lack of insurance and/or high out-of-pocket costs means less preventive care
  - Lack of transportation means emergency only care
  - Physician shortages can mean longer wait times and delayed care

7

---

---

---


---

---

---

---

---



### Health and Health Care

- Access to primary care barriers to consider
  - Limited or no access to primary care means less preventive health services and no early detection of health care issues
- Health literacy barriers to consider
  - Persons who do not speak English are less likely to receive health care services and preventive screenings

8

---

---

---


---

---

---

---

---



### Health Care Facilities (2020)

▪ 0 Hospital Beds	▪ 0 Intensive Residential Treatment Facility (IRTF) Beds
▪ 0 Acute Care Beds	▪ 0 NICU Beds
▪ 0 Adult Psychiatric Beds	▪ 0 Rehab Beds and 0 Skilled Nursing Unit Beds
▪ 0 Adult Substance Abuse Beds	▪ 0 Specialty Beds
▪ 0 Child/Adolescent Psychiatric Beds	▪ 157 Nursing Home Beds

9

---

---

---

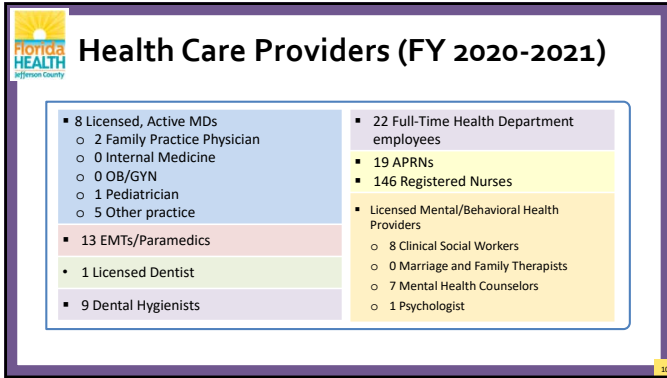
---

---

---

---

---



10

---

---

---

---

---

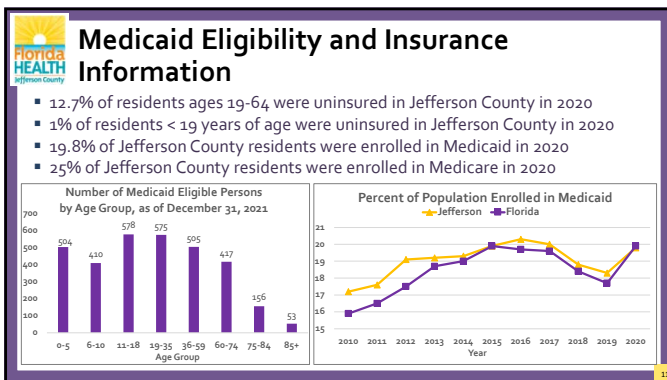
---

---

---

---

---



11

---

---

---

---

---

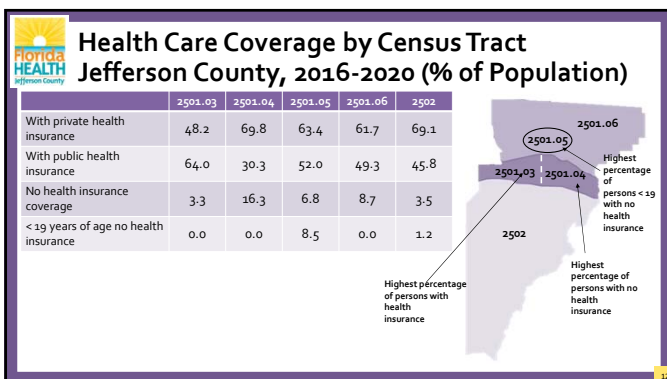
---

---

---

---

---



12

---

---

---

---

---

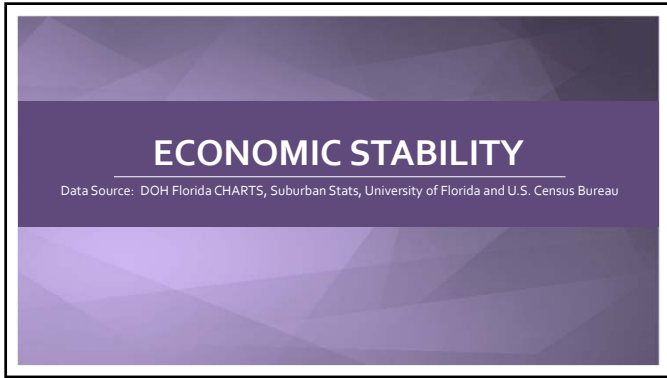
---

---

---

---

---



13

---

---

---

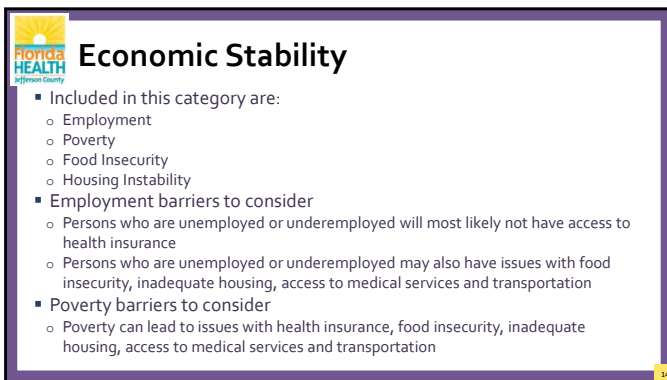
---

---

---

---

---



14

---

---

---

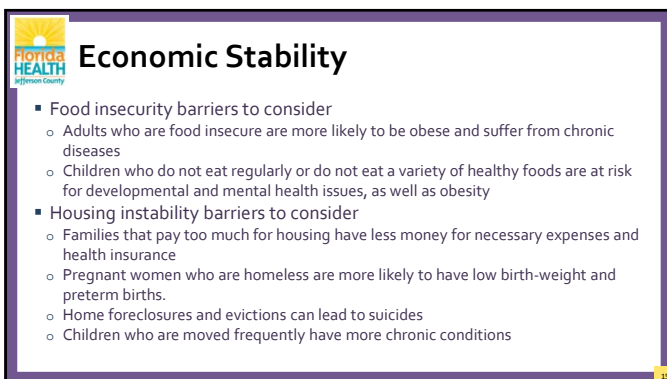
---

---

---

---

---



15

---

---

---

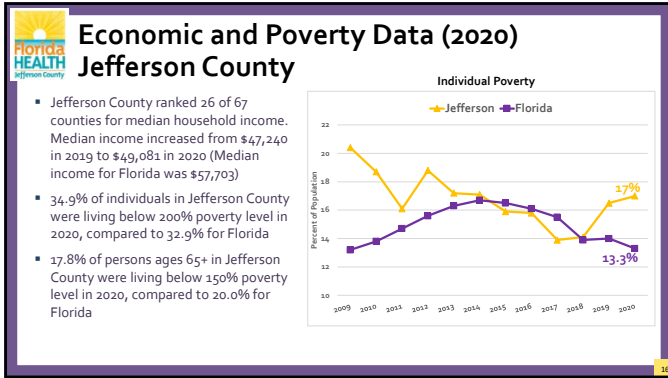
---

---

---

---

---



16

---

---

---

---

---

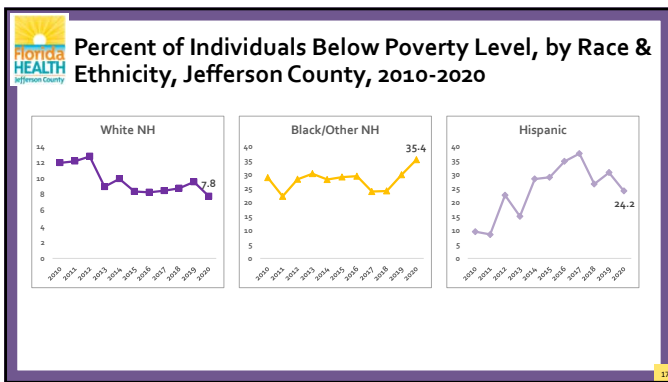
---

---

---

---

---



17

---

---

---

---

---

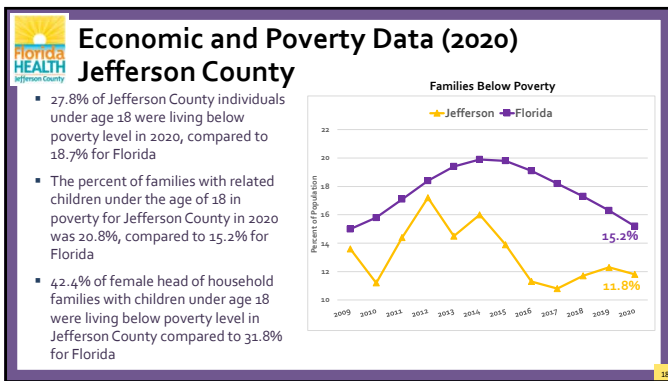
---

---

---

---

---



18

---

---

---

---

---

---

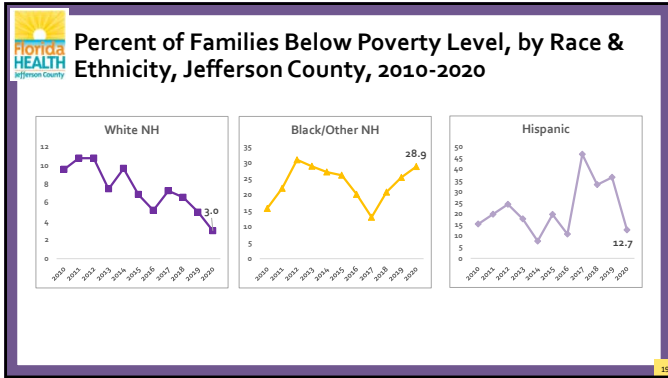
---

---

---

---





19

---

---

---

---

---

---

---

---

---

---

### Poverty Data by Census Tract (2016-2020) Jefferson County

	2501.03	2501.04	2501.05	2501.06	2502
Median income (\$)	45,087	75,385	53,393	76,143	66,583
People under 100% of poverty (%)	38.3	11.1	19.6	9.5	14.7
Families under 100% poverty (%)	28.0	3.0	12.6	6.5	13.3
Female HOH families under 100% poverty (%)	32.7	25.4	21.7	33.3	37.4

20

---

---

---

---

---

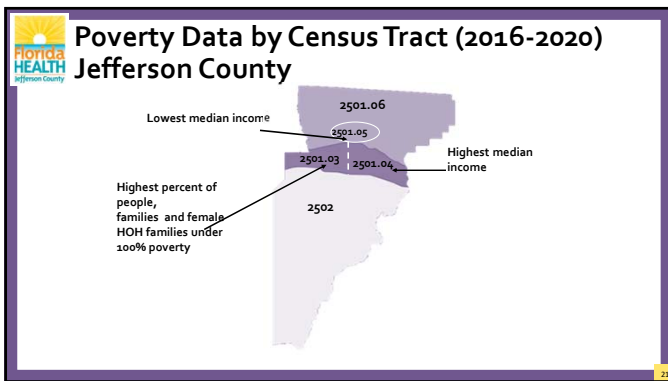
---

---

---

---

---



21

---

---

---

---

---

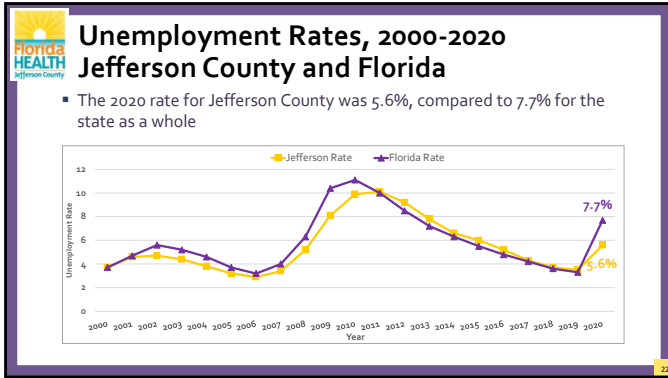
---

---

---

---

---



22

---

---

---

---

---

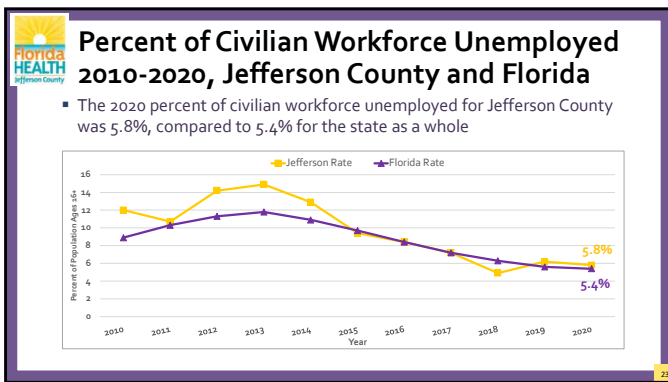
---

---

---

---

---



23

---

---

---

---

---

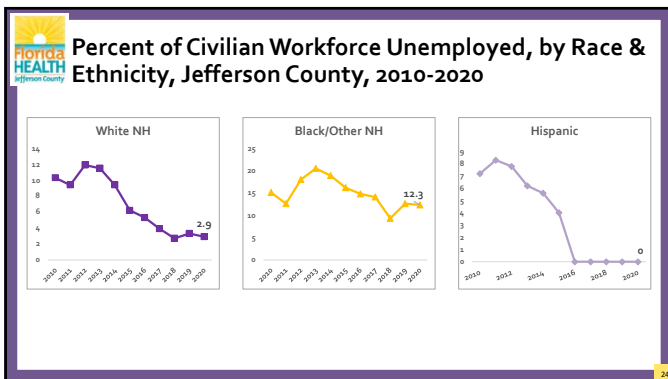
---

---

---

---

---



24

---

---

---

---

---

---

---

---

---

---



25

---

---

---

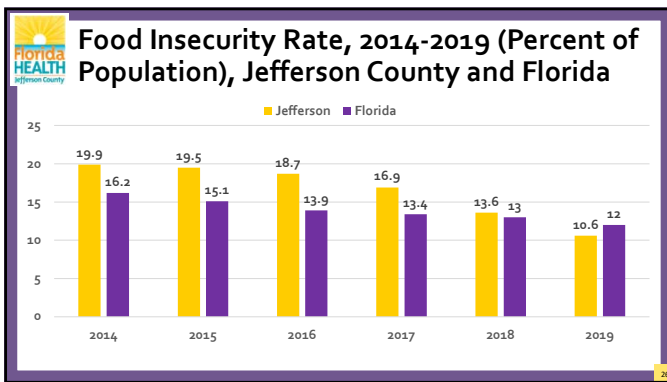
---

---

---

---

---



26

---

---

---

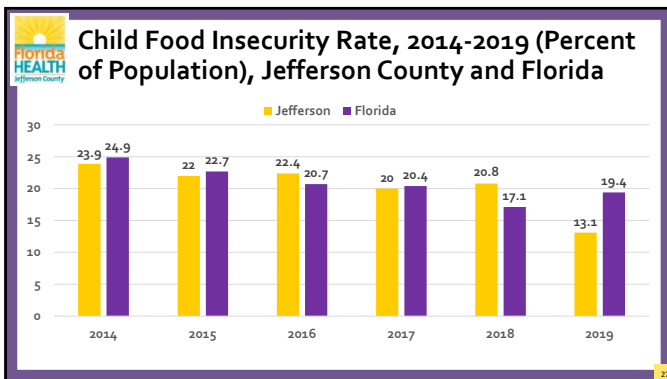
---

---

---

---

---



27

---

---

---


---

---

---

---

---



### Feeding America Food Insecurity Data for Jefferson County, Florida 2020

- Feeding America estimates that the overall food insecurity rate for Jefferson County was 12.4%, with 1,770 residents who were food insecure
- Jefferson County food insecurity rates by race and ethnicity for 2020 are
  - Black, all ethnicities = 23.0%
  - White, non-Hispanic = 6.0%
  - Hispanic, Other race and multiracial data not available
- When looking at ages < 18, the food insecurity rate was 21.9% with 510 residents who were food insecure

28

---

---

---


---

---

---

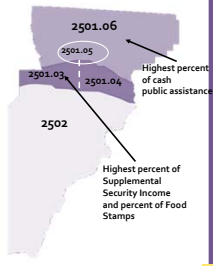
---

---



### Cash and Food Assistance, 2016-2020 by Census Tract, Jefferson County

	2501.03	2501.04	2501.05	2501.06	2502
% Population with Supplemental Security Income (6.1%)	17.2	0.5	6.4	6.6	5.0
% Population with Cash Public Assistance Income (2.1%)	3.8	0.0	0.7	6.4	1.0
% Population with Food Stamp/SNAP Benefits (11.9%)	29.8	7.2	14.2	8.8	9.1



29

---

---

---

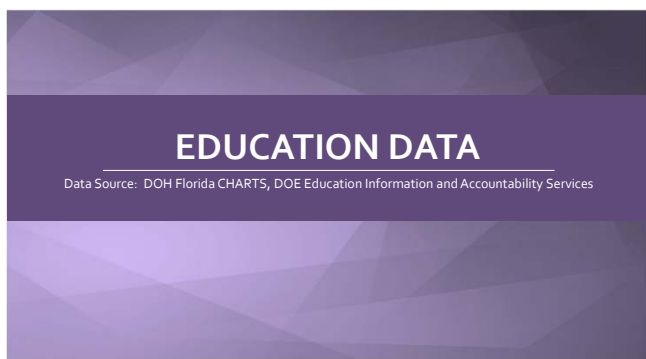
---

---

---

---

---



## EDUCATION DATA

Data Source: DOH Florida CHARTS, DOE Education Information and Accountability Services

30

---

---

---

---

---

---

---

---



## Education

- Included in this category are:
  - Early Childhood Education and Development
  - Enrollment in Higher Education
  - High School Graduation
  - Language and Literacy
- Early childhood education and development barriers to consider
  - Children who do not receive early childhood education are less likely to read at grade level. This can lead to literacy and health literacy issues later in life.
- Enrollment in higher education barriers to consider
  - Lack of higher education can mean lesser-paying jobs with more safety hazards
  - Lack of higher education can result in lower quality housing
  - If literacy level is low, knowledge about health is also low
  - If parents did not attend college, it is less likely that the child will

31

---

---

---

---

---


---

---

---

---

---



## Education

- High school graduation barriers to consider
  - Persons who do not graduate from high school are less likely to obtain employment that will support them and/or their families.
  - High schools with less funding rarely provide advanced or honors classes
- Language and literacy barriers to consider
  - Health literacy is linked to overall literacy

32

---

---

---

---

---

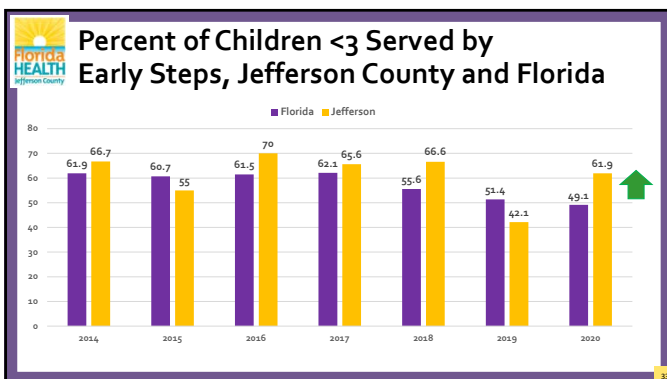
---

---

---

---

---



33

---

---

---

---

---


---

---

---

---

---



### School Readiness at Kindergarten Entry Percent of Total Children Entering Kindergarten

School Year	Jefferson	Florida
2017	30.8	53.9
2018	38.0	52.7
2019	29.8	53.4
2020	32.3	56.9

Based on Early Childhood Observation System (ECHOS) Scores  
School Year = September through June

34

---

---

---

---

---


---

---

---

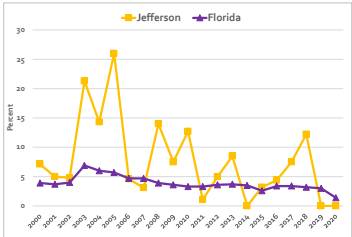
---

---



### Elementary School Not Promoted 2000-2020, Jefferson County and Florida

- Data were not reported for Jefferson County for years 2019-2021
- Jefferson County schools operated through a charter as Jefferson Somerset K-12 from school year 2017-2018 through 2021-2022
- The Jefferson County school district began supervision again during 2022-2023



35

---

---

---

---

---


---

---

---


---

---



### 3rd Grade FSA Passing Scores for English and Mathematics, Jefferson County and Florida

Year	Jefferson County (%)	Florida (%)
2014-15	25	54
2015-16	30	54
2016-17	41	58
2017-18	36	57
2018-19	45	58
2019-20	Not reported	Not reported
2020-21	28	54



36

---

---

---

---

---

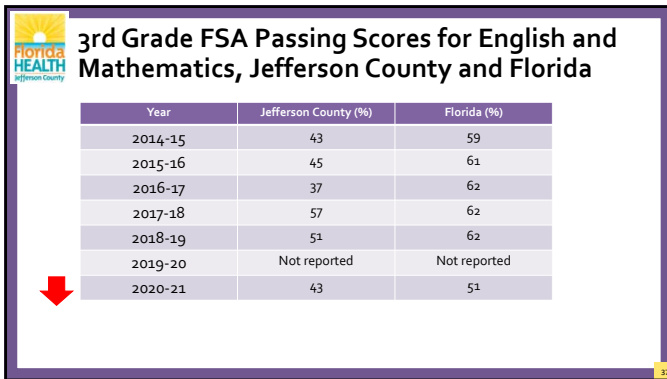
---

---

---

---

---




---

---

---

---

---

---

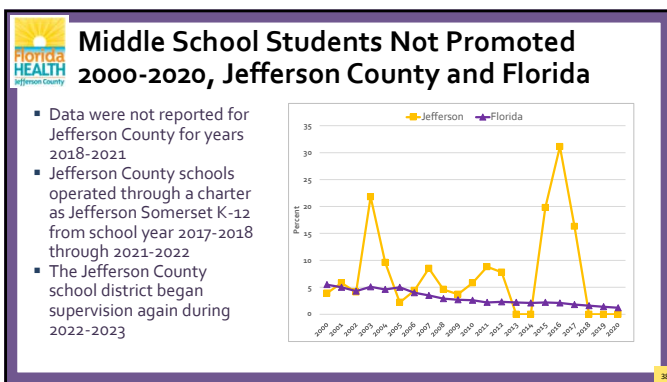
---

---

---

---

37




---

---

---

---

---

---

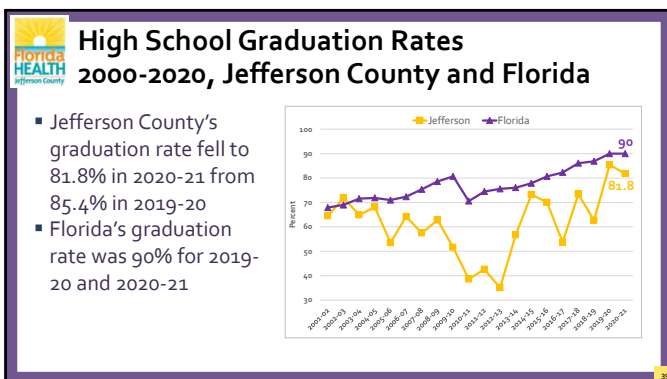
---

---

---

---

38




---

---

---

---

---

---

---

---

---

---

39

### Graduation Rates by Demographics, 2020-2021 Jefferson County and Florida

Gender	Jefferson County (%)	Florida (%)
Male	85.2	87.4
Female	75.0	92.9
Race/Ethnicity	Jefferson County (%)	Florida (%)
White, non-Hispanic	0.0	91.8
Black, non-Hispanic	75.8	87.1
Disability Status	Jefferson County (%)	Florida (%)
Disabled	0.0	82.3
Not Disabled	78.9	91.2
Disadvantaged Status	Jefferson County (%)	Florida (%)
Disadvantaged	79.4	87.2
Not Disadvantaged	0.0	94.0

Hispanics not recorded for Jefferson County

40

---

---

---

---

---

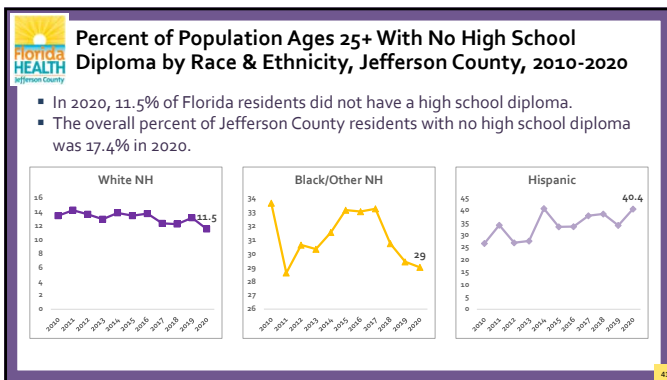
---

---

---

---

---



41

---

---

---

---

---

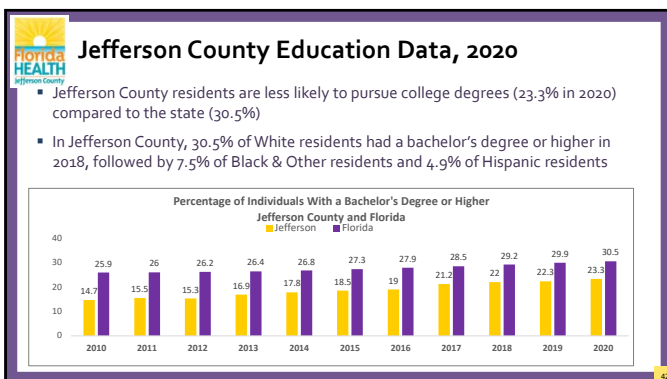
---

---

---

---

---



42

---

---

---

---

---

---

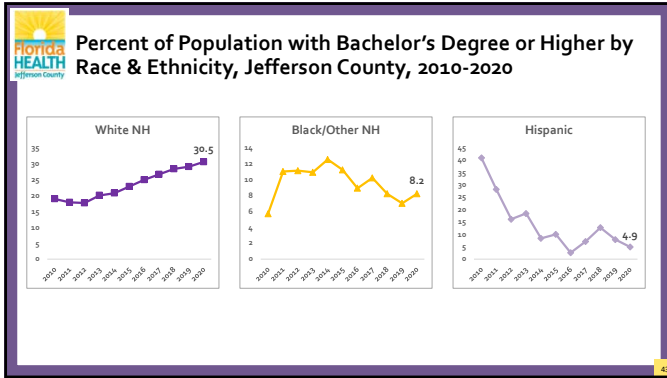
---

---

---

---





43

---

---

---

---

---

---

---

---

---

---

**Education Data by Census Tract, 2016-2020**  
**Percent of Population Ages 25+, Jefferson County**

	2501.03	2501.04	2501.05	2501.06	2502
Less than 9 <sup>th</sup> grade	9.6	3.6	2.4	2.1	3.5
Some high school	24.7	9.8	15.1	11.6	5.6
High school graduate	34.6	30.7	36.5	36.1	35.2
Some college	16.2	15	20.1	13.3	24
Associates degree	4.9	7.4	3.6	6.9	8.1
Bachelor's degree	7.3	21	13.2	16.3	16.5
Graduate degree	2.8	12.4	9.2	13.7	7.2

[Add map](#)

44

---

---

---

---

---

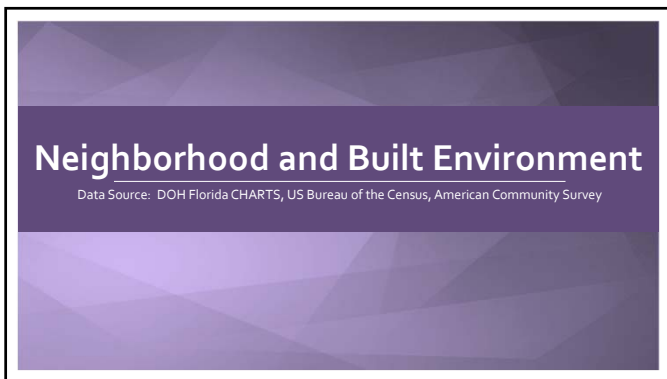
---

---

---

---

---



45

---

---

---

---

---

---

---

---

---

---

**Florida HEALTH**  
Jefferson County

## Neighborhood and Built Environment

- Included in this category is:
  - Crime and Violence
  - Environmental Conditions
  - Quality of Housing
- Crime and violence barriers to consider
  - Violence can lead to premature death, physical pain, mental distress and reduced quality of life
  - People who fear crime may not go out to exercise
  - Child and adolescent exposure to violence can result in greater risk for substance abuse, risky sexual behavior
  - Sexual partner violence can lead to physical injuries and mental health issues such as eating disorders, depression and suicide

46

---

---

---

---

---

---

---

---

**Florida HEALTH**  
Jefferson County

## Neighborhood and Built Environment

- Environmental conditions barriers to consider
  - Poor water quality can lead to illnesses such as Giardia
  - Poor air quality can lead to cardiovascular issues
  - Poor air quality can lead to issues with fetal and child development
  - Lack of air conditioning can lead to heat-related disease and death
- Quality of housing barriers to consider
  - Substandard housing may have health risks like vermin, water leaks, mold, heat and AC issues

47

---

---

---

---

---

---

---

---

**Florida HEALTH**  
Jefferson County

## Individuals that Lived in a Different House 1 Year Earlier, 2009-2020, Jefferson County and Florida

- The percent of Jefferson County persons living in a different house the year prior remained decreased from 11.9% in 2019 to 10.6% in 2020.
- This is slightly below the state of Florida at 14.0% and 13.6% respectively.
- 2020 by race/ethnicity
  - Hispanics represented 16.6% in Jefferson and 13.1% in Florida
  - White NH accounted for 11.3% in Jefferson and 13.1% in Florida
  - Black NH represented 7.8% in Jefferson and 15.5% in Florida

Year	Jefferson County (%)	Florida (%)
2009	11.9	16.6
2010	15.5	15.5
2011	15.5	15.5
2012	15.5	15.5
2013	16.6	15.5
2014	10.6	15.5
2015	10.6	15.5
2016	10.6	15.5
2017	10.6	15.5
2018	10.6	15.5
2019	11.9	15.5
2020	10.6	13.6

48

---

---

---

---

---

---

---

---

**Owner-Occupied Housing Units, Percent of Occupied Housing Units 2009-2020 Jefferson County and Florida**

- Jefferson County has consistently had higher percentages of owner-occupied housing units than the state.
- 2020 percentages by race/ethnicity
  - Hispanics - 35% in Jefferson compared to 52.7% Florida
  - White NH - 80.6% in Jefferson and 70.9% in Florida
  - Black NH - 64.4% in Jefferson and 46.5% in Florida

Year	Jefferson	Florida
2009	78	69
2010	77	69
2011	75	68
2012	77	67
2013	76	66
2014	75	65
2015	77	64
2016	78	64
2017	77	64
2018	77	64
2019	77	64
2020	75	65

49

---

---

---

---

---

---

---

---

---

---

**Median Owner-Occupied Unit Values, 2009-2020 Jefferson County and Florida**

- Jefferson County's owner-occupied home values are well below the state.
- The median value of owner-occupied homes in Jefferson County was \$137,300 in 2020
- The median value of owner-occupied homes in Florida in 2020 was \$232,000.

Year	Jefferson	Florida
2009	125,000	205,000
2010	125,000	205,000
2011	125,000	195,000
2012	120,000	185,000
2013	115,000	175,000
2014	120,000	165,000
2015	125,000	165,000
2016	130,000	175,000
2017	125,000	185,000
2018	120,000	195,000
2019	130,000	215,000
2020	137,300	232,000

50

---

---

---

---

---

---

---

---

---

---

**Housing Quality, Jefferson County 2020**

	2501.03	2501.04	2501.05	2501.06	2502
Percent of homes lacking complete plumbing facilities	0.0	0.0	0.0	0.0	0.5
Percent of homes lacking kitchen facilities	0.0	0.0	0.0	0.0	0.5
Percent of homes heated with electricity	85.2	93.0	93.6	86.5	86.9
Percent of homes heated with bottled, tank or LP gas	12.3	4.5	3.1	8.8	8.8
Percent of homes heated with fuel oil, kerosene	1.1	1.5	0.0	0.0	0.0
Percent of homes heated with wood	0.0	0.0	3.4	3.2	2.4
Percent of homes not heated	0.0	0.5	0.0	1.5	0.9

51

---

---

---

---

---


---

---

---

---

---



### Transportation to Work, Ages 16+, 2020, Percent of Population by Census Tract, Jefferson County

Method	2501.03	2501.04	2501.05	2501.06	2502
Carpooled in Car, Truck or Van (9.2%)	5.2	6.7	18.0	24.2	9.6
Drove Alone in Car, Truck or Van (82.5%)	92.0	88.1	71.3	74.8	82.9
Used Public Transportation (0.0%)	0.0	0.0	0.0	0.0	0.0
Other Means (0.8%)	2.1	0.0	4.1	0.0	0.7
Walked to Work (0.4%)	0.8	0.0	3.1	0.0	0.0
Worked at Home (4.3%)	0.0	5.2	3.5	1.0	6.8
Mean Travel Time to Work – Minutes (29.3)	20.5	28.7	29.9	30.7	31.4
No Vehicles in the Household (5.7%)	16.6	5.0	10.2	1.1	3.0
1 Vehicle Available in the Household (31.6%)	44.7	23.9	44.3	25.4	30.2
2 Vehicles Available in the Household (36.0%)	14.8	36.2	18.2	52.9	41.0
3 or More Vehicles Available in the Household (26.7%)	23.8	34.9	27.4	20.5	25.9

52

---

---

---

---

---

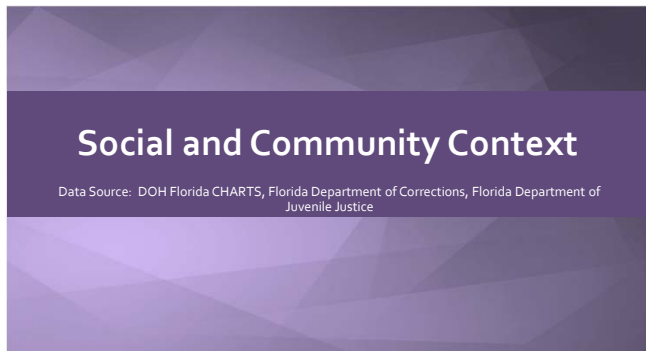
---

---

---

---

---



## Social and Community Context

Data Source: DOH Florida CHARTS, Florida Department of Corrections, Florida Department of Juvenile Justice

53

---

---

---

---

---


---

---

---

---

---



## Social and Community Context

- Included in this category are:
  - Discrimination
  - Incarceration
  - Social Cohesion
- Discrimination barriers to consider
  - Discrimination can affect employment opportunities, access to care and access to adequate housing
  - Discrimination can result in toxic stress which leads to negative infant outcomes and cardiovascular issues

54

---

---

---

---

---


---

---

---

---

---



## Social and Community Context

- Incarceration barriers to consider
  - Persons who were incarcerated have less chance of obtaining gainful employment
  - Persons who were incarcerated and have addictions issues may have health issues related to the addiction
  - Continuity of care for health conditions when incarcerated and released
- Social cohesion barriers to consider
  - Social networks can spread health behaviors, also known as social contagion. Examples are smoking, drinking and eating behaviors
  - Lack of social cohesion can lead to isolation, insomnia and emotional stress

55

---

---

---

---

---

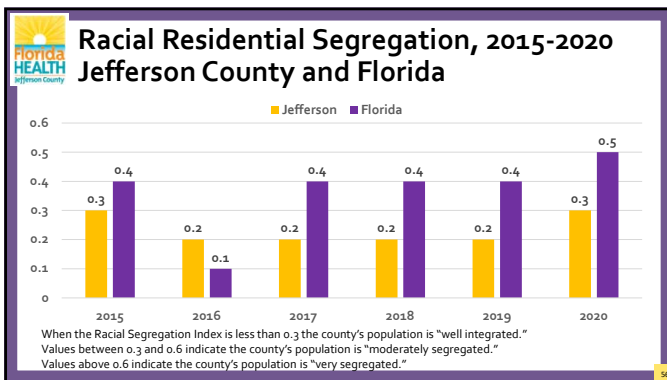
---

---

---

---

---



56

---

---

---

---

---

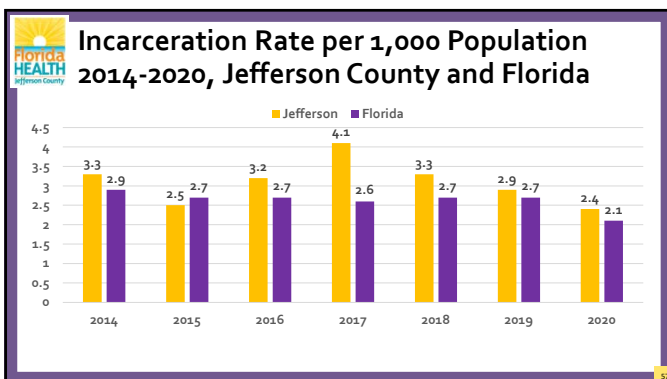
---

---

---

---

---



57

---

---

---

---

---

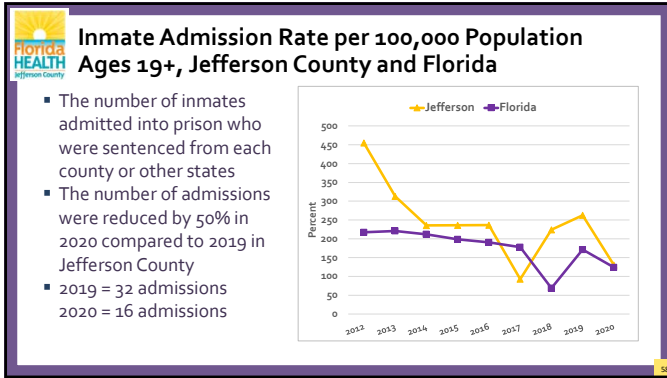
---

---

---

---

---



58

---

---

---

---

---

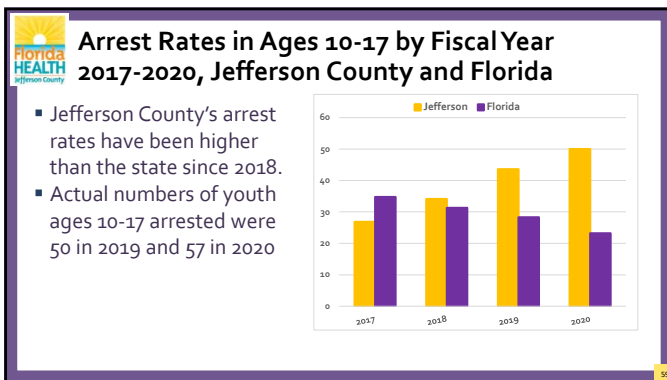
---

---

---

---

---



59

---

---

---

---

---

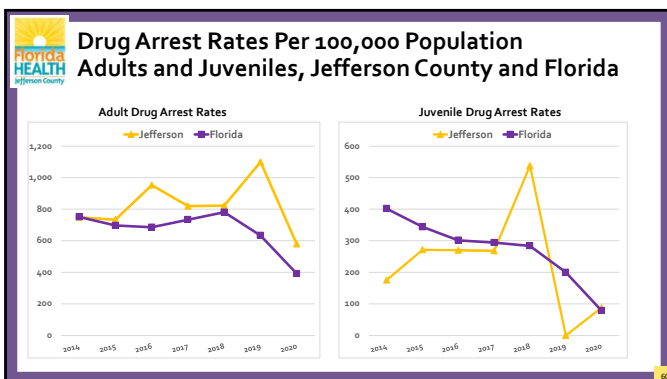
---

---

---

---

---



60

---

---

---

---

---

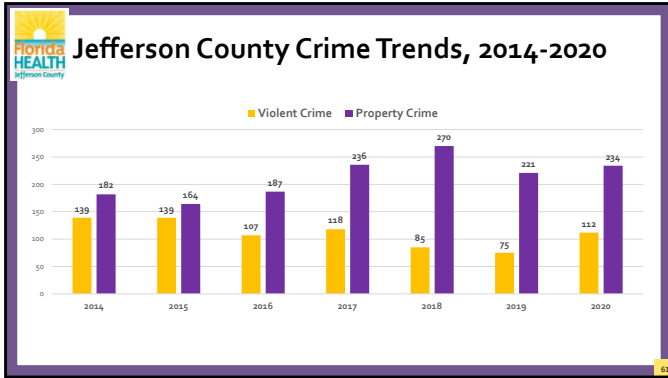
---

---

---

---

---



61

---

---

---

---

---

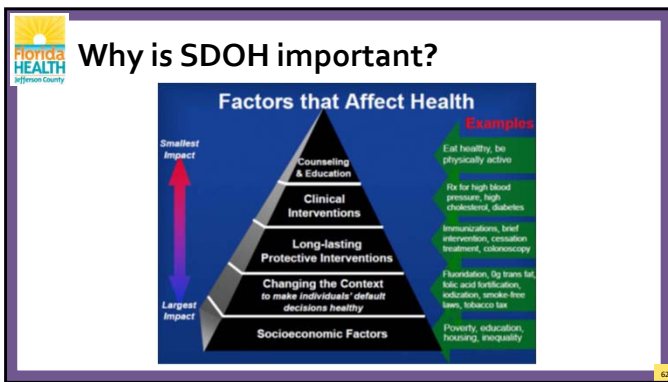
---

---

---

---

---



62

---

---

---

---

---

---

---

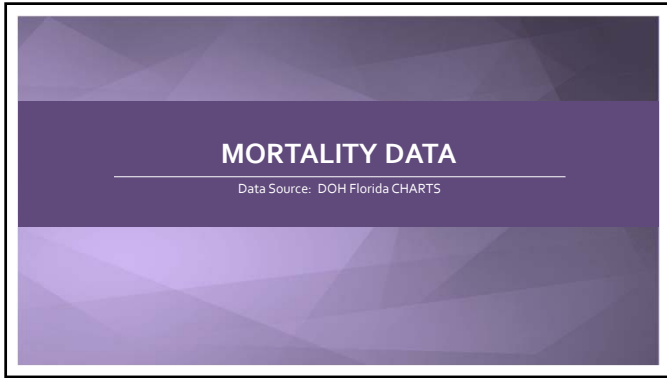
---

---

---

# Mortality and Reportable Diseases





1

---

---

---

---

---

---

---

---

**10 Leading Causes of Death, 2020  
Jefferson County (N=221)**

Cause of Death	Deaths	Percent of Total
Malignant Neoplasm (Cancer)	46	21%
Heart Diseases	37	17%
COVID-19	13	6%
Diabetes Mellitus	12	5%
Cerebrovascular Diseases	7	3%
Chronic Lower Respiratory Diseases	7	3%
Unintentional Injury	7	3%
Influenza and Pneumonia	5	2%
Alzheimer's Disease	4	2%
Septicemia	4	2%
Suicide	4	2%

2

---

---

---

---

---

---

---

---

**Minority Population Causes of Death  
Jefferson County 2020 (N=70)**

Cause of Death	Deaths	Percent of Total
Malignant Neoplasm (Cancer)	15	21%
Heart Diseases	13	19%
COVID-19	7	10%
Diabetes Mellitus	4	6%
Cerebrovascular Diseases	2	3%
Chronic Lower Respiratory Diseases	2	3%
Perinatal Period Conditions	2	3%

3

---

---

---


---

---

---

---

---



### Minority Population Causes of Death Jefferson County 2020 (N=70)

Cause of Death	Deaths	Percent of Total
Alzheimer's Disease	1	1%
Anemias	1	1%
Essential Hypertension and Hypertensive Renal Disease	1	1%
In Situ, Benign and Uncertain or Unknown Behavior Neoplasms	1	1%
Influenza and Pneumonia	1	1%
Nutritional Deficiencies	1	1%
Septicemia	1	1%
Unintentional Injury	1	1%

4

---

---

---

---

---

---

---

---

---

---



5

---

---

---

---

---

---

---

---

---

---



6

---

---

---

---

---

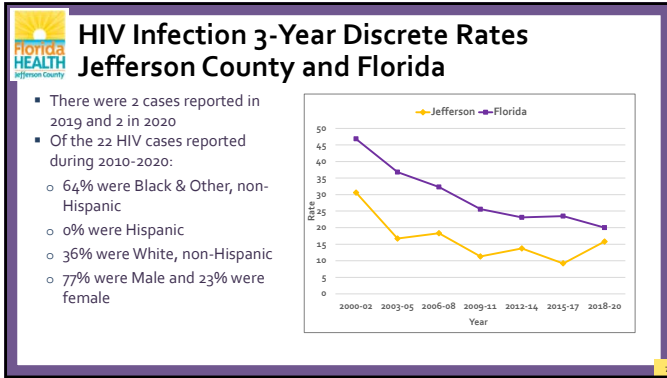
---

---

---

---

---



7

---

---

---

---

---

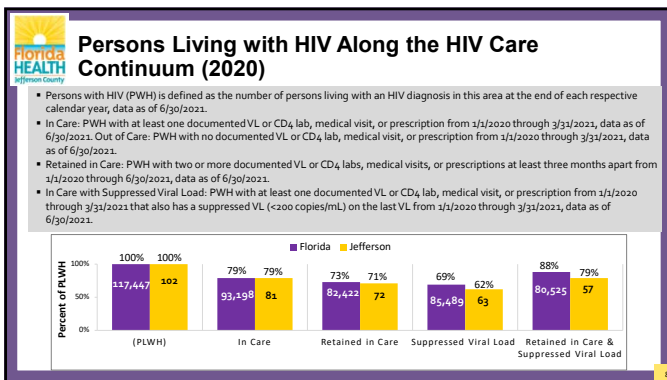
---

---

---

---

---



8

---

---

---

---

---

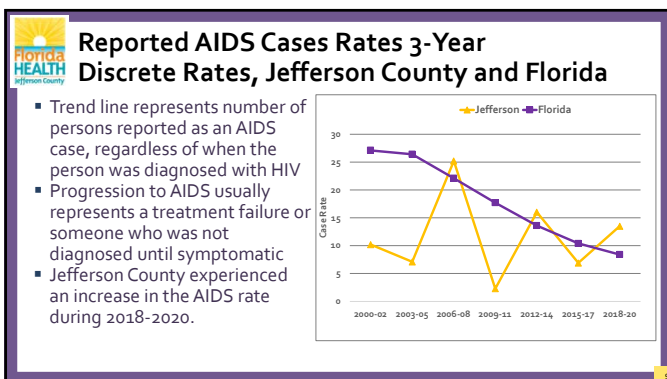
---

---

---

---

---



9

---

---

---

---

---

---

---

---

---

---

**Reported AIDS Cases, by Race/Ethnicity (2000 – 2020), Jefferson County**

- Black, non-Hispanic persons account for 35% of the Jefferson population and 82% of the AIDS cases reported since 2000
- This is important to consider when addressing health equity

Race/Ethnicity	Percentage of Cases
Black, NH	82%
White, NH	12%
Other	3%
Hispanic	3%

10

---

---

---

---

---

---

---

---

---

---

**Chlamydia Case Rates, by Year (2006 – 2020), Jefferson County and Florida**

- Chlamydia cases decreased from 82 in 2019 to 72 in 2020
- The 2020 Jefferson County chlamydia rate per 100,000 population was 55.7 for white, non-Hispanics, 633.2 for black & other, non-Hispanics, and 0.0 for Hispanics

Year	Jefferson County Case Rate	Florida Case Rate
2006	200	300
2007	300	350
2008	600	400
2009	580	400
2010	580	400
2011	550	400
2012	500	400
2013	450	400
2014	450	450
2015	480	480
2016	400	480
2017	480	480
2018	480	500
2019	550	500
2020	480	450

11

---

---

---

---

---

---

---

---

---

---

**Chlamydia Case Rates for Females Ages 15-19 (2006 – 2020), Jefferson County and Florida**

- The 2020 chlamydia case rates per 100,000 among females ages 15-19 in Jefferson County are 684.9 for white, non-Hispanics, 763.4 for black & other, non-Hispanics and 0.0 for Hispanics

Year	Jefferson County Case Rate	Florida Case Rate
2006	2,500.00	2,500.00
2007	3,500.00	2,500.00
2008	8,000.00	3,500.00
2009	6,500.00	3,500.00
2010	6,000.00	3,500.00
2011	6,500.00	3,500.00
2012	6,500.00	3,500.00
2013	5,500.00	3,500.00
2014	2,500.00	3,500.00
2015	3,000.00	3,500.00
2016	2,500.00	3,500.00
2017	4,500.00	3,500.00
2018	3,000.00	3,500.00
2019	5,500.00	3,500.00
2020	4,500.00	3,500.00

12

---

---

---

---

---

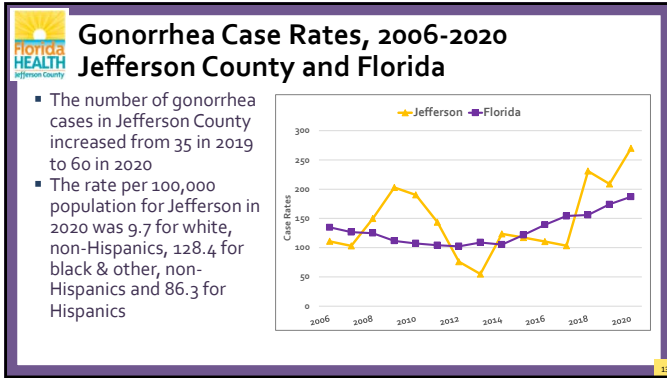
---

---

---

---

---



13

---

---

---

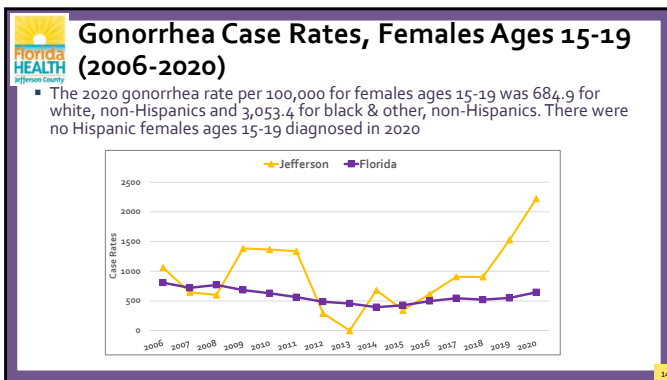
---

---

---

---

---



14

---

---

---

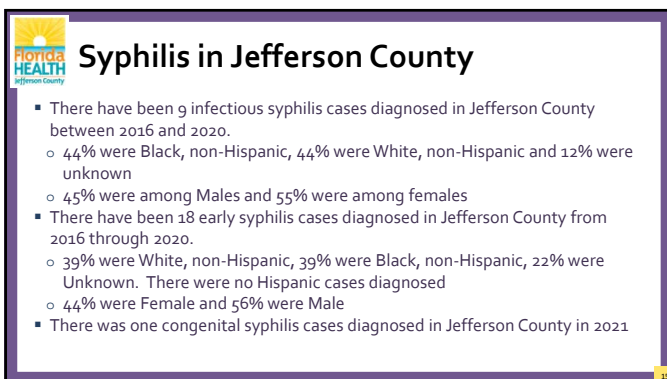
---

---

---

---

---



15

---

---

---

---

---

---

---

---

**Florida HEALTH**  
Jefferson County

## Viral Hepatitis

- **Hepatitis A**
  - 1 Hepatitis A case reported in 2015 and 3 cases reported in 2020
- **Hepatitis B**
  - 3 acute Hepatitis B cases reported between 2000 and 2020. Most recent case was 2013
  - 35 chronic Hepatitis B cases reported between 2000 and 2020
  - 4 reported positive Hepatitis B Surface Antigen Results in Pregnant Women between 2000 and 2020
- **Hepatitis C**
  - 1 acute Hepatitis C cases reported between 2000 and 2020. 1 reported in 2021.
  - 256 chronic Hepatitis C cases reported between 2000 and 2020
- No cases of Hepatitis D, E or G reported in Jefferson County since data collection in 2006
- Data Not Available by Race or Gender

16

---

---

---

---

---

---

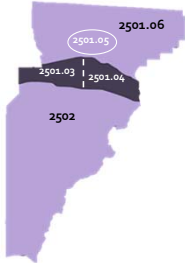
---

---

**Florida HEALTH**  
Jefferson County

## Viral Hepatitis Deaths by Census Tract 2016-2020, Jefferson County

- Census tract 2501.03 had one death during the time period
- White, non-Hispanic male



17

---

---

---

---

---

---

---

---

## Other Reportable Diseases or Conditions

Data Source: DOH Florida CHARTS, Bureau of Epidemiology

18

---

---

---

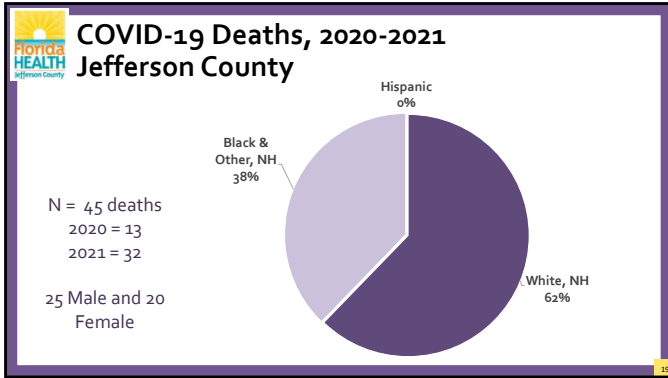
---

---

---

---

---



19

---

---

---

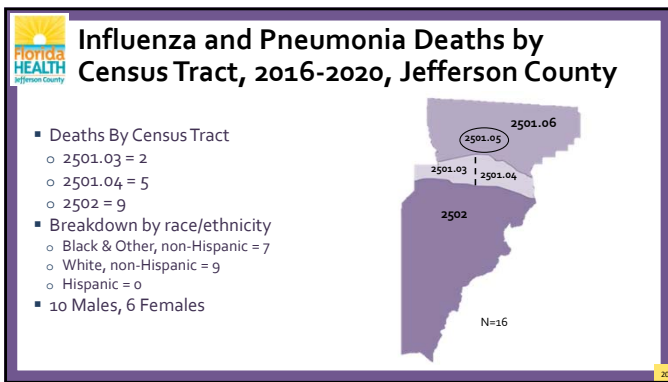
---

---

---

---

---



20

---

---

---

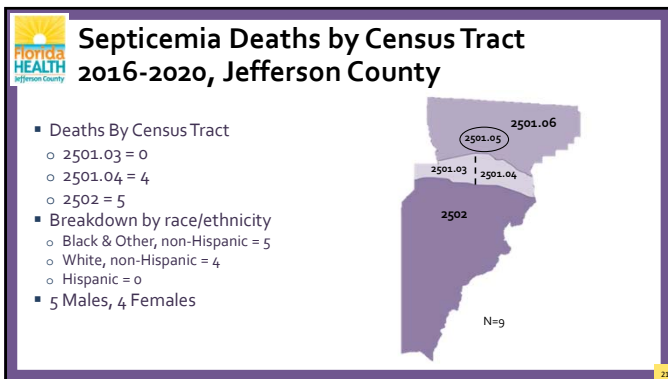
---

---

---

---

---



21

---

---

---


---

---

---

---

---



### Tuberculosis in Jefferson County, 2000-2020

- There were 5 tuberculosis cases diagnosed in Jefferson County between 2000 and 2020. The most recent case was 2008
- Data are not available by race/ethnicity or gender
- There were no cases of tuberculosis in children under the age of 15 during the time period.
- There was no deaths from tuberculosis in Jefferson County during the time frame.

22

---

---

---

---

---


---

---

---

---

---



### Central Nervous System Diseases and Bacteremias, 2001-2020, Jefferson County

Disease or Condition and Definition	Number Cases	Comments
Creutzfeldt-Jakob Disease – a fatal neurodegenerative disease	0	
Haemophilus influenzae Invasive Disease – a bacterial infection that can cause anything from mild ear infections to bloodstream infections	4	Note one case in 2021
Meningitis, Bacterial or Mycotic - A bacterial or viral infection of the fluid surrounding the brain and spinal cord that causes swelling of the membranes covering the brain and spinal cord	2	
Staphylococcus aureus Infection Resistant to Vancomycin VISA– a common bacteria found on skin and in the nose. We are tracking resistance to Vancomycin.	0	
Staphylococcus aureus Infection Resistant to Vancomycin VRSA– a common bacteria found on skin and in the nose. We are tracking resistance to Vancomycin.	0	
Streptococcus pneumoniae Invasive Disease – this bacteria can cause many types of illnesses, including ear infections and meningitis	24	Most recent case 2019

23

---

---

---

---

---


---

---

---

---

---



### Enteric, Food and Waterborne Diseases 2001-2020, Jefferson County

Disease or Condition	Cases	Disease or Condition	Cases
Amebic Encephalitis	0	Listeriosis	0
<b>Campylobacteriosis</b>	28	Neurotoxic Shellfish Poisoning	0
Cholera	0	Salmonella Paratyphi Infection	0
Ciguatera Fish Poisoning	0	Salmonella Typhi Infection	0
Cryptosporidiosis	6	<b>Salmonellosis</b>	97
Cyclosporiasis	0	Saxitoxin Poisoning	0
Giardiasis, Acute	17	<b>Shiga Toxin Producing Escherichia coli</b>	10
Hemolytic Uremic Syndrome (HUS)	1	Shigellosis	22
Legionellosis	4	Staphylococcal Enterotoxin B Poisoning	0
		<b>Vibriosis Excluding Cholera</b>	8

Note that diseases or conditions highlighted in red had at least one case reported in 2020

24

---

---

---

---

---

---


---

---

---

---





### Vaccine Preventable Diseases 2001-2020, Jefferson County

Disease or Condition	Cases
Diphtheria	0
Measles (Rubeola)	0
Meningococcal Disease	0
Mumps	0
Pertussis	2
Poliomyelitis	0
Rubella	0
Tetanus	0
<b>Varicella (Chickenpox)</b>	<b>11</b>

Note that diseases or conditions highlighted in red had at least one case reported in 2020

25

---

---

---

---

---


---

---

---

---

---



### Vectorborne and Zoonotic Diseases, 2001-2020 Jefferson County

Disease or Condition	Cases	Disease or Condition	Cases
Anaplasmosis	0	Q Fever (Coxiella burnetii)	0
Babesiosis	0	<b>Rabies, Animal</b>	<b>7</b>
Brucellosis	0	Rabies, Human	0
California Serogroup Virus Disease	0	<b>Rabies, Possible Exposure</b>	<b>19</b>
Dengue Fever	0	<b>Rocky Mountain Spotted Fever</b>	<b>3</b>
Eastern Equine Encephalitis	0	St. Louis Encephalitis	0
Ehrlichiosis	8	Trichinellosis	0
Hantavirus Infection	0	Tularemia (Francisella tularensis)	0
Leptospirosis	0	Typhus Fever	0
Malaria	1	Venezuelan Equine Encephalitis	0
Middle East Respiratory Syndrome	0	West Nile Virus	0
Plague	0	Western Equine Encephalitis	0
Psittacosis (Ornithosis)	0	Yellow Fever	0

26

---

---

---

---

---


---

---

---

---

---



### Other Reportable Diseases, 2000-2020 Jefferson County

Disease or Condition	Cases
Anthrax	0
Botulism, Foodborne	0
Botulism, Infant	0
Botulism, Wound	0
Glanders (Burkholderia mallei)	0
Hansen's Disease (Leprosy)	0
Melioidosis (Burkholderia pseudomallei)	0
Smallpox	0
Vaccinia Disease	0
Viral Hemorrhagic Fever	0

27

---

---

---

---

---

---

---

---

---

---



28

---

---

---

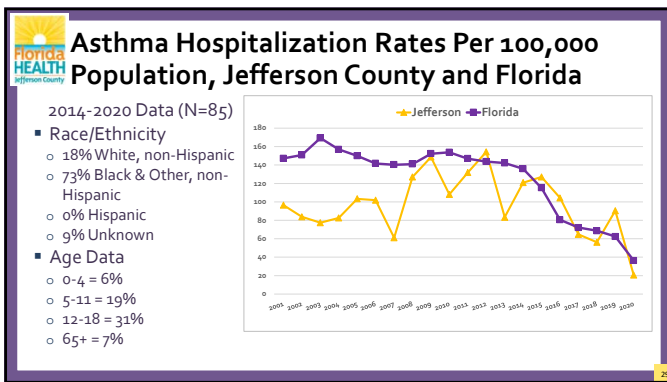
---

---

---

---

---



29

---

---

---

---

---

---

---

---

**Environmental Conditions, 2008-2020 Jefferson County**

Disease or Condition	Cases
Arsenic Poisoning	0
Carbon Monoxide Poisoning	1
Lead Poisoning	2
Mercury Poisoning	0
Pesticide Related Illness and Injury	2
Ricin Toxin Poisoning	0

Data are not available by race/ethnicity or gender

30

---

---

---

---

---

---

---

---



### Other Environmental Health Jefferson County 2020

- Unsatisfactory facility inspections
  - 0 of 3 biomedical waste facilities (0%)
  - 0 of 3 group care facilities (0%)
  - 0 of 13 institutional food service operations (0%)
  - 0 of 1 migrant or labor camps (0%)
  - 3 of 28 mobile home and RV parks (10.7%)
  - 0 of 10 swimming pool and spa facilities (0.0%)
  - 0 of 1 tanning facilities (0%)
  - No body piercing facilities

31

---

---

---

---

---

---

---

---

# Chronic Disease

# CHRONIC DISEASE

Data Source: DOH Florida CHARTS, Robert Wood Johnson County Health Rankings, BRFSS

1

---

---

---

---

---

---

---

---

### Causes of Death, Jefferson County, 2020

Cause of Death	Percent of Total
Malignant Neoplasm (Cancer)	21%
Heart Diseases	17%
COVID-19	6%
Diabetes Mellitus	5%
Cerebrovascular Diseases	3%
Chronic Lower Respiratory Diseases	3%
Unintentional Injury	3%
Influenza and Pneumonia	2%
Alzheimer's Disease	2%
Septicemia	2%
Suicide	2%

- These 10 leading causes of death equal 66% of the total 221 deaths
- Chronic disease deaths include four of the ten leading causes of death in Jefferson County

2

---

---

---

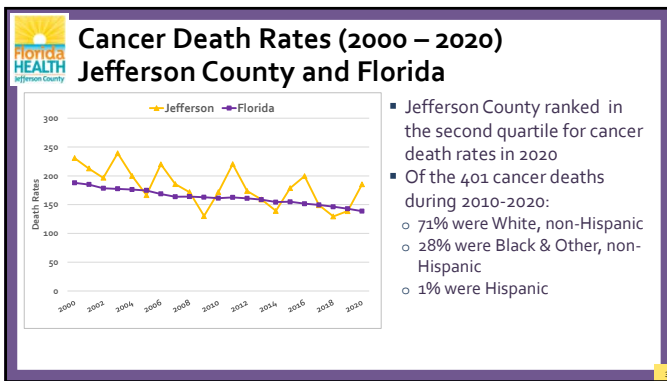
---

---

---

---

---



3

---

---

---

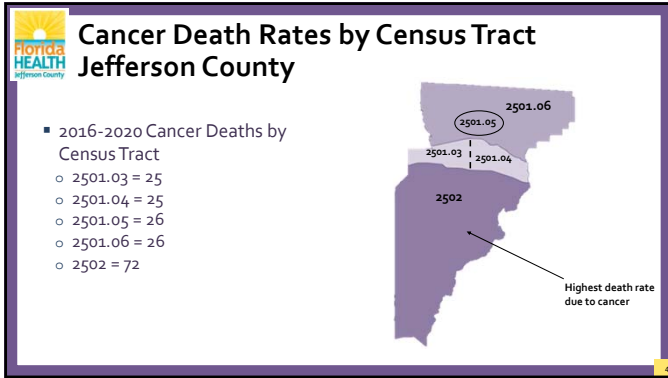
---

---

---

---

---



4

---

---

---

---

---

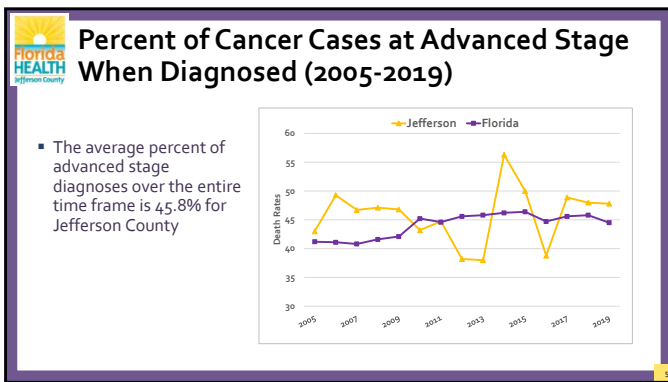
---

---

---

---

---



5

---

---

---

---

---

---

---

---

---

---

### Cancer Deaths by Type of Cancer Jefferson County, 2020

Type of Cancer	Deaths
Lung	12
Bladder	3
Breast	3
Colorectal	3
Lymphoid & Related Tissue	3
Prostate	3
Cervical	2
Leukemia	2
Pancreatic*	2
Unknown Behavior Neoplasms	2
Brain & Central Nervous System	1

6

---

---

---

---

---

---

---

---

---

---

### Cancer Deaths by Type of Cancer Jefferson County, 2020 (cont'd)

Type of Cancer	Deaths
Liver & Intrahepatic Bile Duct	1
Non-Hodgkin's Lymphoma	1
Ovarian	1
Stomach	1
Uterus	1
Esophagus	0
Hodgkin's Disease	0
Kidney & Renal Pelvis	0
Melanoma	0
Oral	0

7

---

---

---

---

---

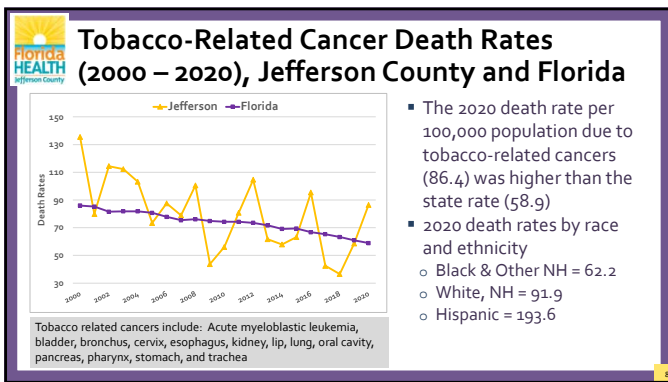
---

---

---

---

---



8

---

---

---

---

---

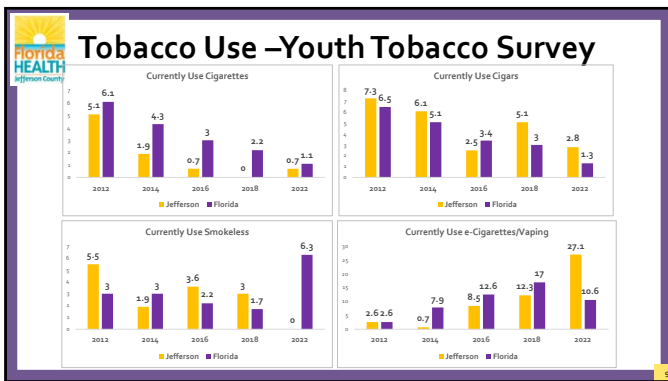
---

---

---

---

---



9

---

---

---

---

---

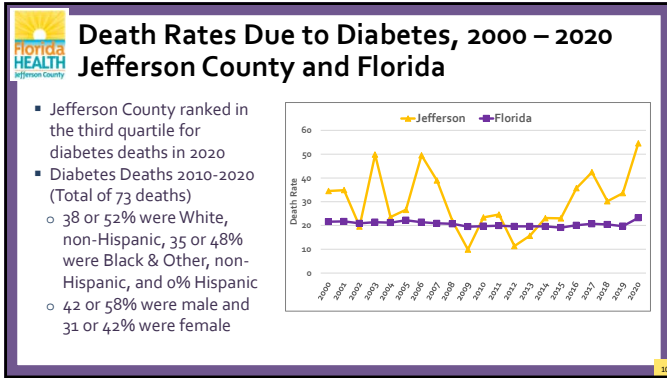
---

---

---

---

---



10

---

---

---

---

---

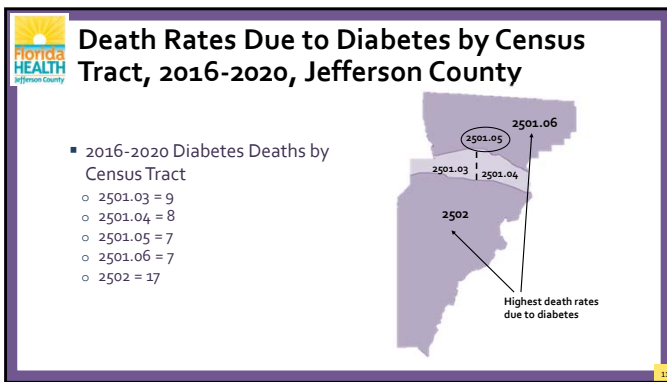
---

---

---

---

---



11

---

---

---

---

---

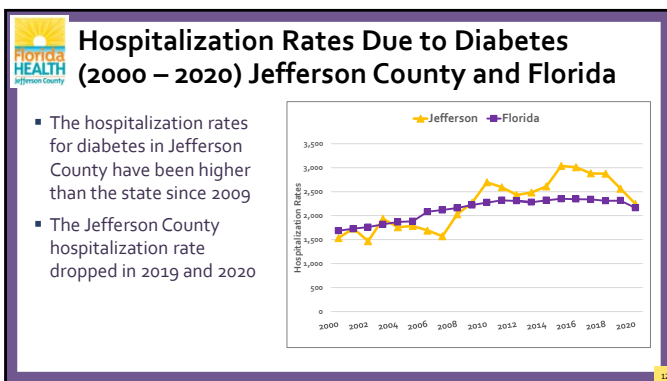
---

---

---

---

---



12

---

---

---

---

---

---

---

---

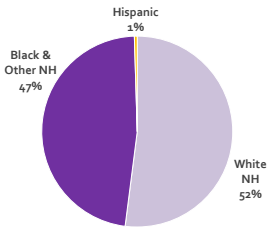
---

---



**Hospitalization Rates Due to Diabetes by Race/Ethnicity, Jefferson County (2010 – 2020)**

- The hospitalization rate for White, non-Hispanics was slightly higher than Black & Other, non-Hispanics during the time frame
- Black & Other non-Hispanics = 35% of the county's population and 47% of the hospitalizations
- Data are not available by gender



Hispanic 1%  
Black & Other NH 47%  
White NH 52%

13

---

---

---

---

---

---

---

---

---

---

**Risk Factors for Diabetes**

- 2022 Robert Wood Johnson County Health Rankings Data

Risk Factors	Jefferson County	Florida
Diabetic	12%	9%
Adult Obesity	33%	26%
Physically Inactive	32%	26%
Access to Exercise Opportunities	43%	87%
Food Environment Index	7.8%	7%

14

---

---

---

---

---

---

---

---

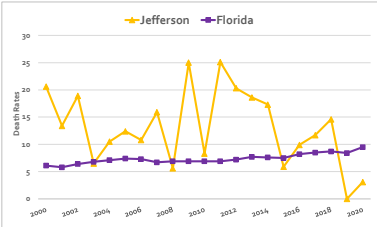
---

---

**Death Rates Due to Hypertension, 2000-2020, Jefferson County and Florida**

Jefferson Data 2016-2020

- 86% of hypertension deaths were male and 14% were female
- 57% of hypertension deaths were White, non-Hispanic and 43% were Black & Other, non-Hispanic
- There were no Hispanic deaths due to hypertension during 2016-2020



15

---

---

---

---

---

---

---

---

---

---

**Death Rates Due to Stroke, 2000 – 2020  
Jefferson County and Florida**

- The Jefferson County death rate due to stroke has been lower than the state since 2018
- The 2020 rate per 100,000 population was 32.6, compared to 44.4 for Florida

16

---

---

---

---

---

---

---

---

---

---

**Death Rates Due to Stroke, by Census Tract, Jefferson County, 2016-2020**

Jefferson Data 2016-2020

- Total of 43 deaths during the time frame
- 28 (65%) were female and 15 (35%) were male
- 28, or 65% were White, non-Hispanic, 15, or 35% were Black & Other, non-Hispanic and 0 were Hispanic

17

---

---

---

---

---

---

---

---

---

---

**Hospitalization Rates Due to Stroke  
2000 – 2020, Jefferson County and Florida**

- Hospitalizations due to stroke increased in 2020, were higher than the state
- The 2020 hospitalization rate for White, non-Hispanics was 199.7 per 100,000 population, 477.7 for Black & Other, non-Hispanics and 164.6 for Hispanics.

18

---

---

---

---

---

---

---

---

---

---

**Florida HEALTH Jefferson County**

### Deaths Rates Due to Heart Attack, 2010-2020, Jefferson County and Florida

**Jefferson County Data 2010-2020**

- Total of 91 deaths due to heart attacks
- 49 (54%) were White, non-Hispanic and 42 (46%) were Black & Other, non-Hispanic. There were no Hispanic deaths
- 58 (64%) were Male and 33 (36%) were Female

Year	Jefferson County	Florida
2010	28	28
2011	55	27
2012	40	27
2013	25	27
2014	65	26
2015	25	25
2016	50	25
2017	40	24
2018	45	23
2019	28	22
2020	45	22

19

---

---

---

---

---

---

---

---

---

---

**Florida HEALTH Jefferson County**

### Risk Factors for Cardiovascular Disease and Stroke (2022 RWJ and 2019 BRFSS)

	Jefferson County	Florida
Adult smokers (2022 RWJ)	23%	15%
Ever had a stroke (2019 BRFSS)	5.8%	3.6%
Ever had coronary heart disease (2019 BRFSS)	5.8%	4.7%
Ever had a heart attack (2019 BRFSS)	8.5%	4.7%
Inactive or insufficiently active adults (2016 BRFSS)	54.0%	56.7%

20

---

---

---

---

---

---

---

---

---

---

# Injury and Violence

# INJURY AND VIOLENCE

Data Source: DOH Florida CHARTS

1

---

---

---

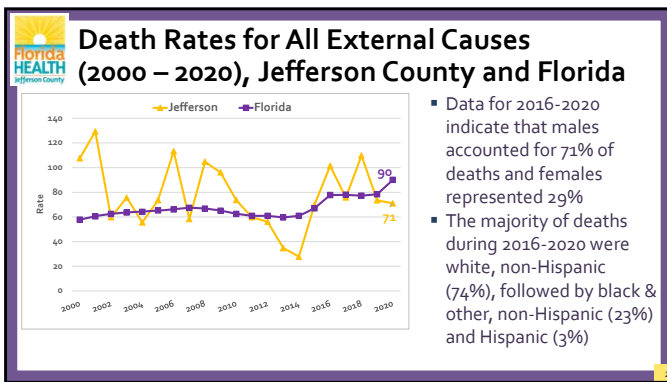
---

---

---

---

---



2

---

---

---

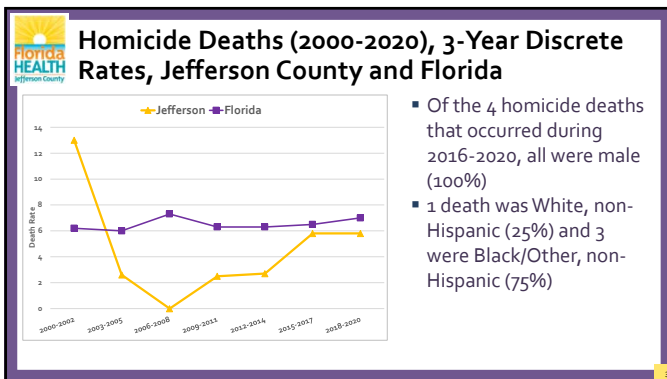
---

---

---

---

---



3

---

---

---

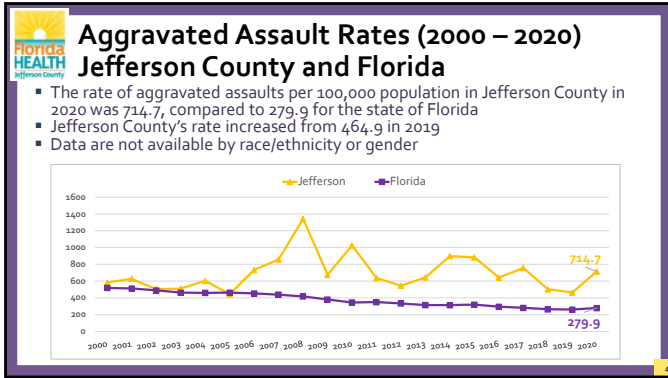
---

---

---

---

---



4

---

---

---

---

---

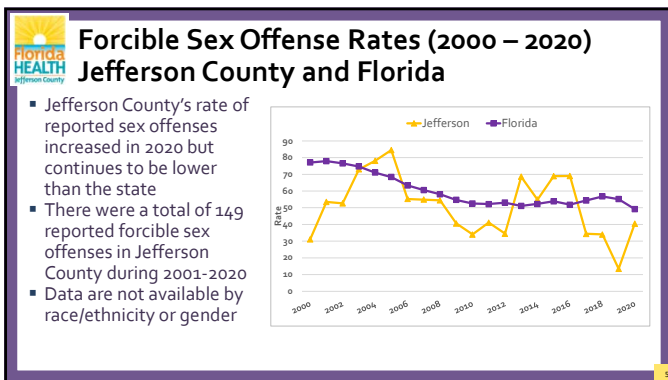
---

---

---

---

---



5

---

---

---

---

---

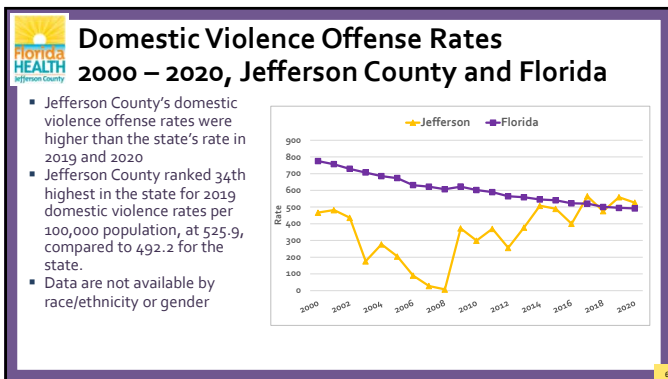
---

---

---

---

---



6

---

---

---

---

---

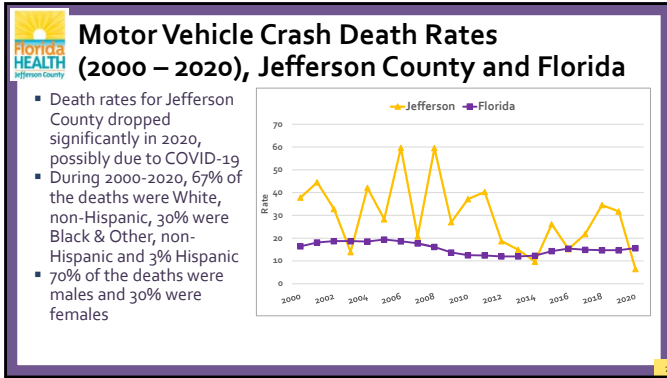
---

---

---

---

---



7

---

---

---

---

---

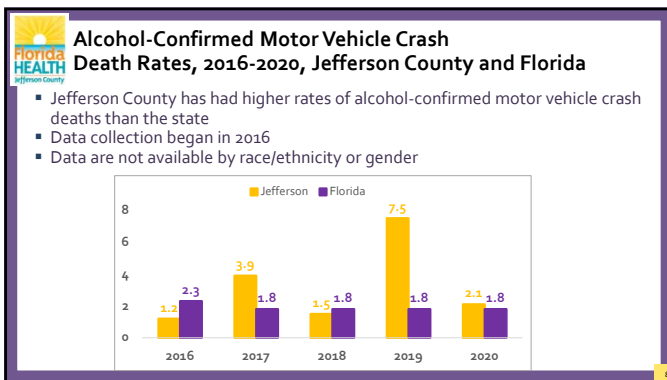
---

---

---

---

---



8

---

---

---

---

---

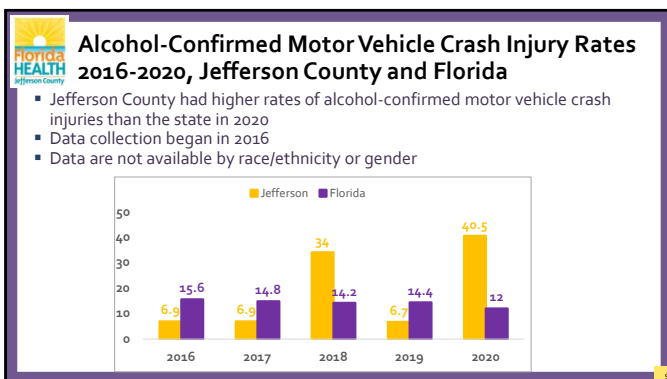
---

---

---

---

---



9

---

---

---

---

---

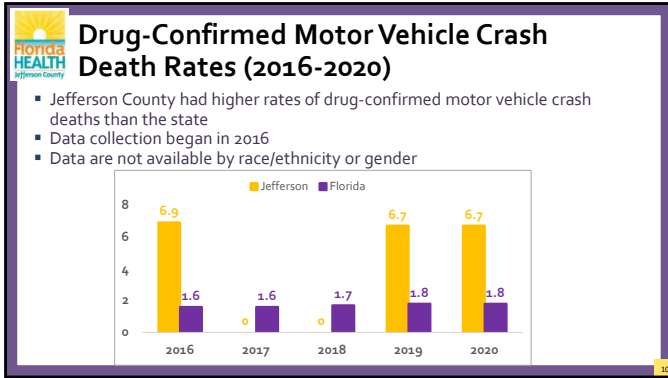
---

---

---

---

---



10

---

---

---

---

---

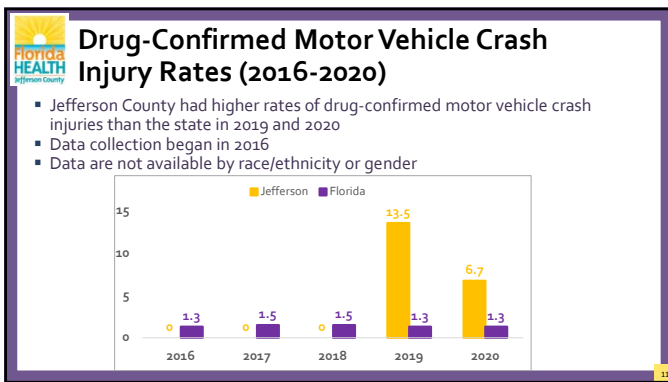
---

---

---

---

---



11

---

---

---

---

---

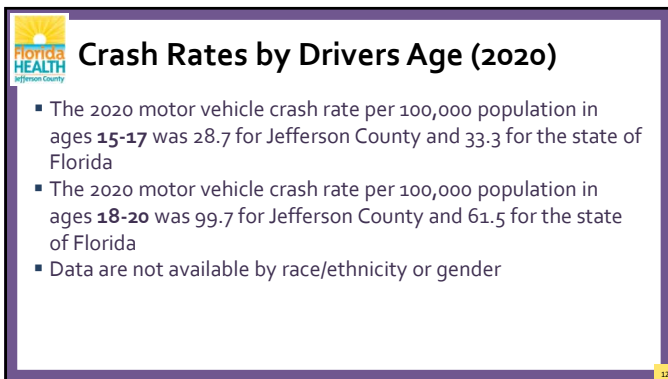
---

---

---

---

---



12

---

---

---

---

---

---

---

---

---

---



**Florida HEALTH Jefferson County**

### Death Rates Due to Firearm Discharge (2000 – 2020), Jefferson County and Florida

- There were 38 deaths due to firearms discharge in Jefferson County from 2000 until 2020
- 30 (79%) of the deaths were White, non-Hispanic, and 8 (21%) were Black & Other, non-Hispanic
- No Hispanic deaths were reported
- 5 occurred in 2020 alone

Year	Jefferson County Rate	Florida Rate
2000	10	12
2001	12	12
2002	42	12
2003	10	11
2004	10	11
2005	10	11
2006	10	11
2007	10	11
2008	15	11
2009	15	11
2010	15	11
2011	15	11
2012	10	11
2013	10	11
2014	10	11
2015	10	11
2016	10	11
2017	10	11
2018	10	11
2019	10	11
2020	38	11

13

---

---

---

---

---

---

---

---

---

---

**Florida HEALTH Jefferson County**

### Drowning Deaths in Jefferson County (2000 – 2020)

- There were seven deaths due to drowning in Jefferson County during 2000-2020
- 72% were Black & Other, non-Hispanic, 14% were White, non-Hispanic, and 14% were Hispanic
- 86% were male and 14% female
- Data by age are not available

14

---

---

---

---

---

---

---

---

---

---

**Florida HEALTH Jefferson County**

### Deaths from Falls (2000 – 2020) Jefferson County

- There were 34 deaths from falls in 2000-2020
- 91% of these deaths were White, non-Hispanic, 3% were Black & Other, non-Hispanic and 6% were Hispanic
- 53% of these deaths were male and 47% female
- Data were not available by age

15

---

---

---

---

---


---

---

---

---

---



### Deaths from Unintentional Fires (2000 – 2020), Jefferson County

- There were 10 deaths from unintentional fires during the time period
- 60% of these deaths were white, non-Hispanic, 40% were Black & Other, non-Hispanic and 0% were Hispanic
- 60% of these deaths were male and 40% female
- Data were not available by age

16

---

---

---

---


---

---

---

---

16



### Deaths from Surgical and Medical Complications (2000 – 2020), Jefferson County

- There were 4 deaths from surgical and medical complications during the time period
- 66% of these deaths were white, non-Hispanic, and 34% were black & Other, non-Hispanic
- 25% of these deaths were male and 75% female
- Data were not available by age

17

---

---

---

---


---

---

---

---

17



### Deaths from Unintentional Poisoning (2000 – 2020), Jefferson County

- There were 23 deaths from unintentional poisoning during the time period
- 65% of these deaths were white, non-Hispanic, 30% were Black & Other, non-Hispanic, and 5% Hispanic
- 70% of these deaths were male and 30% female
- Data were not available by age

18

---

---

---

---

---

---

---

---

18

# Maternal and Child Health



1

---

---

---

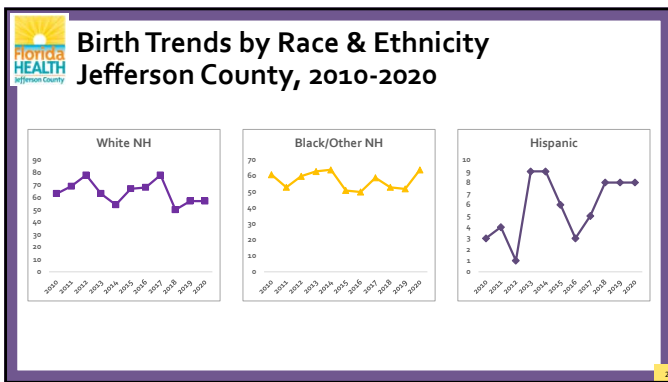
---

---

---

---

---



2

---

---

---

---

---

---

---

---

**Leading Causes of Infant Mortality  
Jefferson County, 2010-2020 Combined**

Cause of Death (N=12)	Percent Total Deaths
Newborn Affected by Maternal Complications of Pregnancy	25%
Disorders Related to Short Gestation and Low Birth Weight	25%
Congenital Malformations, Deformations and Chromosomal Abnormalities	25%
Sudden Infant Death Syndrome	25%

10 of 12 deaths were Black, non-Hispanic and 2 were White, non-Hispanic

3

---

---

---

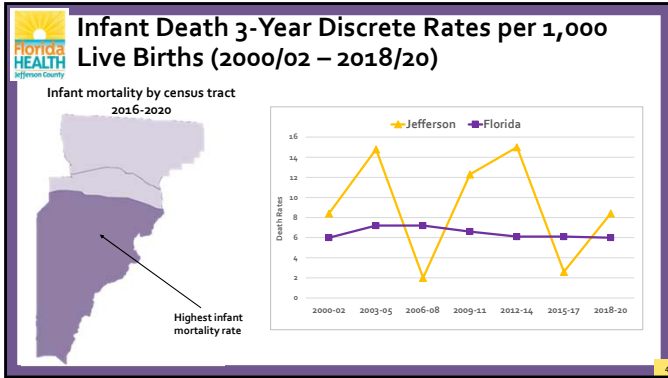
---

---

---

---

---



4

---

---

---

---

---

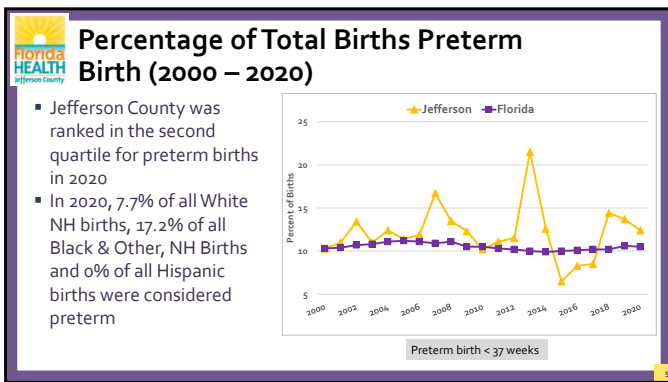
---

---

---

---

---



5

---

---

---

---

---

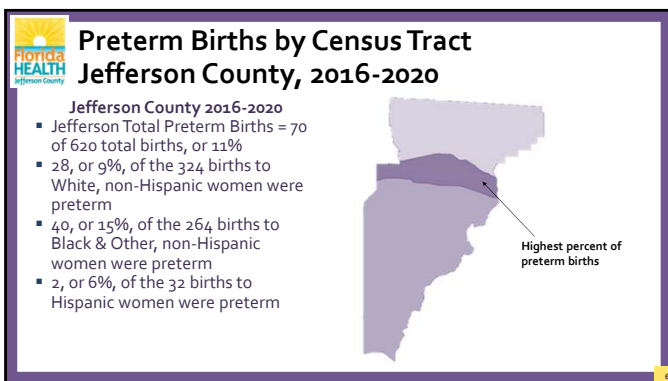
---

---

---

---

---



6

---

---

---

---

---

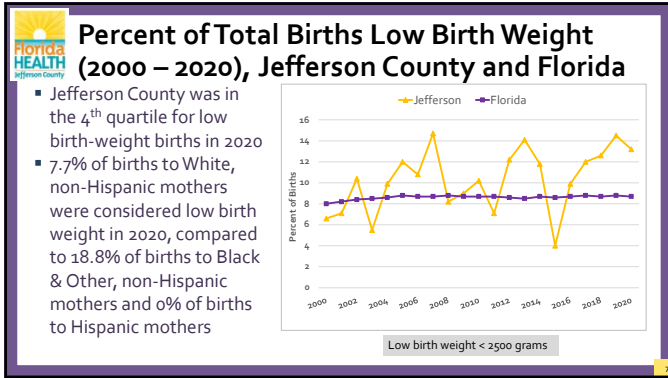
---

---

---

---

---



7

---

---

---

---

---

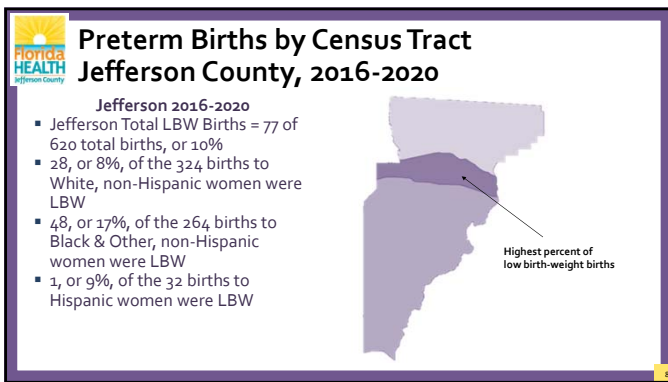
---

---

---

---

---



8

---

---

---

---

---

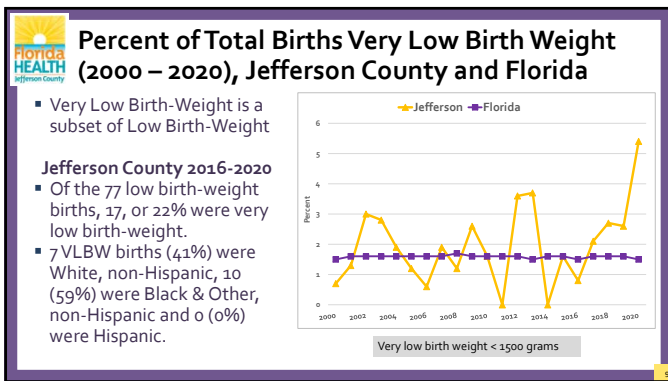
---

---

---

---

---



9

---

---

---

---

---

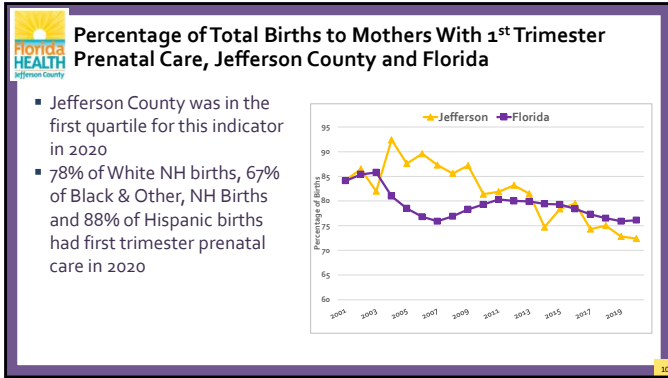
---

---

---

---

---



10

---

---

---

---

---

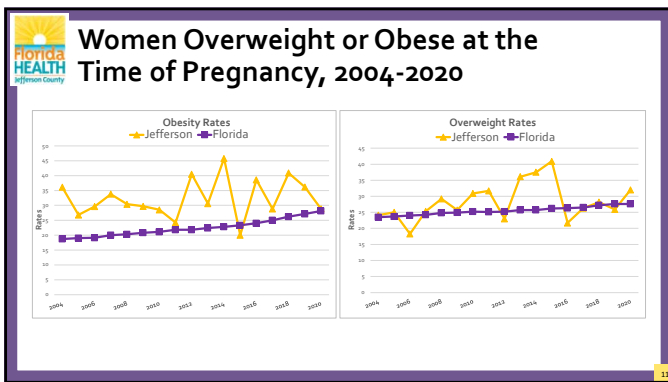
---

---

---

---

---



11

---

---

---

---

---

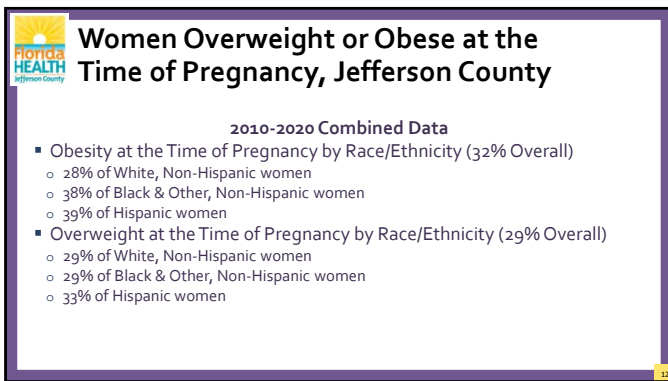
---

---

---

---

---



12

---

---

---

---

---

---

---

---

---

---

**Florida HEALTH Jefferson County**

### Births to Mothers Ages <=19 (2010 – 2020)

Year	<=14	15-17	18-19	Totals
2010	0	2	15	17
2011	0	6	6	12
2012	0	2	10	12
2013	0	2	10	12
2014	0	0	4	4
2015	0	2	4	6
2016	0	2	6	8
2017	0	5	7	12
2018	0	1	2	3
2019	0	1	2	3
2020	0	1	8	9

- There were no births to ages under age 15 during 2010-2020
- There were 3 births in 2019 and 9 births in 2020 to mothers ages 15-19
- The majority of births were to mothers ages 18-19 for both years; 67% in 2019 and 89% in 2020

13

---

---

---

---

---

---

---

---

---

---

**Florida HEALTH Jefferson County**

### Births to Mothers Less Than Age 20 2016-2020, Jefferson County Census Tracts

2016-2020 Jefferson County

- There were 35 births to mothers ages < 20 during this time frame
- 20% were White, non-Hispanic
- 74% were Black & Other, non-Hispanic
- 6% were Hispanic

14

---

---

---

---

---

---

---

---

---

---

**Florida HEALTH Jefferson County**

### Births to Unwed Mothers, 2000-2020 Jefferson County and Florida

- The 2020 percent of births to unwed mothers in Jefferson County was 56.6%, higher than the state of Florida of 47.2%

**Jefferson Data 2016-2020**

- 35% of all births to White, non-Hispanic mothers
- 85% of all births to Black & Other, non-Hispanic mothers
- 66% of all births to Hispanic mothers

15

---

---

---

---

---

---

---

---

---

---



**Florida HEALTH**  
Jefferson County

### Births to Mothers Born in Other Countries Jefferson County and Florida

- The 2020 percent of births to foreign-born mothers in Jefferson County was 7.0%, significantly lower than the state of Florida at 32.6%

**Jefferson Data, 2016-2020**

- 9% of births to White, non-Hispanic mothers
- 2% of births to Black & Other, non-Hispanic mothers
- 59% of births to Hispanic mothers

Year	Jefferson	Florida
2004	5.0	32.0
2005	6.0	33.0
2006	5.0	33.0
2007	5.0	33.0
2008	6.0	32.0
2009	5.0	32.0
2010	5.0	31.0
2011	5.0	31.0
2012	5.0	31.0
2013	6.0	31.0
2014	5.0	31.0
2015	6.0	32.0
2016	5.0	33.0
2017	6.0	33.0
2018	5.0	34.0
2019	6.0	34.0
2020	7.0	32.6

16

---

---

---

---

---

---

---

---

---

---

**Florida HEALTH**  
Jefferson County

### Father Acknowledged on Birth Certificate, Jefferson County and Florida

- The 2020 percent of births where father was acknowledged on the birth certificate in Jefferson County was 77.5%, significantly lower than the state of Florida at 88.0%

**Jefferson Data, 2016-2020**

- 91% of births to White, non-Hispanic mothers
- 65% of births to Black & Other, non-Hispanic mothers
- 88% of births to Hispanic mothers

Year	Jefferson	Florida
2004	91.0	88.0
2005	89.0	88.0
2006	79.0	87.0
2007	80.0	86.0
2008	81.0	86.0
2009	76.0	86.0
2010	81.0	86.0
2011	82.0	85.0
2012	74.0	85.0
2013	79.0	86.0
2014	80.0	86.0
2015	84.0	87.0
2016	76.0	87.0
2017	75.0	87.0
2018	83.0	88.0
2019	84.0	88.0
2020	77.5	88.0

17

---

---

---

---

---

---

---

---

---

---

**Florida HEALTH**  
Jefferson County

### Births with Inter-Pregnancy Interval < 18 Months, Jefferson County and Florida

- The annual percent of repeat births with less than 18 months between pregnancies in Jefferson County is 27.8%, lower than the state of Florida at 35.6%

**Jefferson Data 2020**

- 25% of repeat births among White, non-Hispanic mothers
- 38% of repeat births among Black & Other, non-Hispanic mothers
- 16% of repeat births among Hispanic mothers

Year	Jefferson	Florida
2000	38.0	38.0
2001	28.0	38.0
2002	35.0	38.0
2003	38.0	38.0
2004	38.0	38.0
2005	42.0	38.0
2006	38.0	38.0
2007	28.0	38.0
2008	32.0	38.0
2009	44.0	38.0
2010	38.0	38.0
2011	40.0	38.0
2012	38.0	38.0
2013	38.0	38.0
2014	45.0	38.0
2015	40.0	38.0
2016	42.0	38.0
2017	38.0	38.0
2018	42.0	38.0
2019	40.0	38.0
2020	27.8	35.6

18

---

---

---

---

---

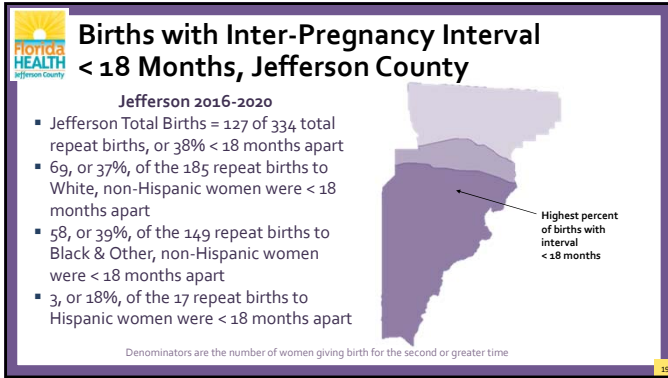
---

---

---

---

---



19

---

---

---

---

---

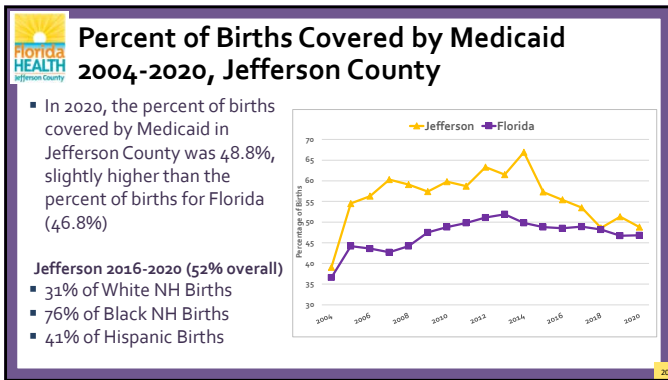
---

---

---

---

---



20

---

---

---

---

---

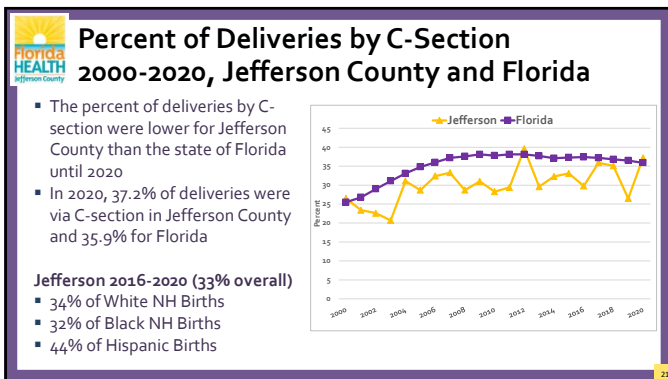
---

---

---

---

---



21

---

---

---

---

---

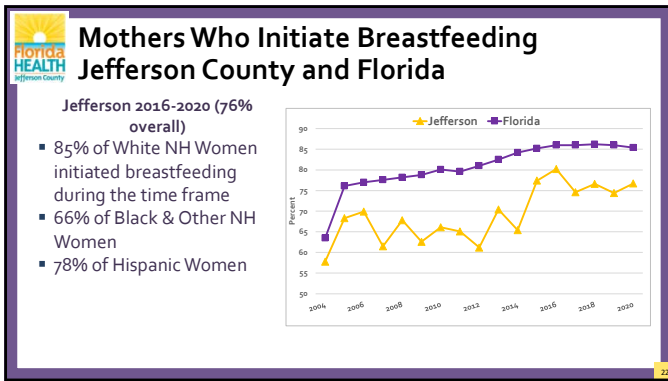
---

---

---

---

---



22

---

---

---

---

---

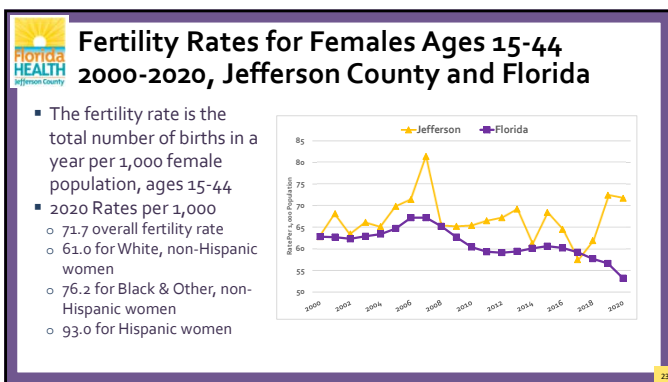
---

---

---

---

---



23

---

---

---

---

---

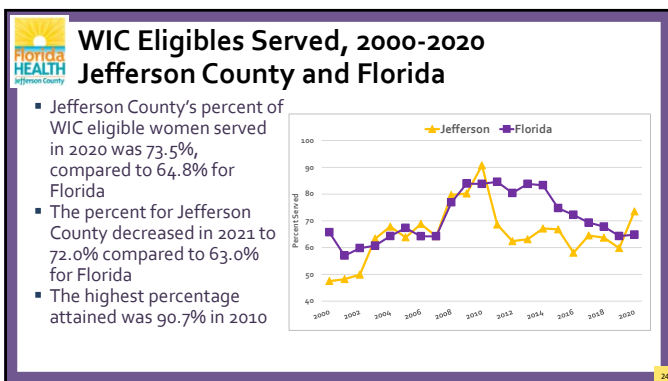
---

---

---

---

---



24

---

---

---

---

---

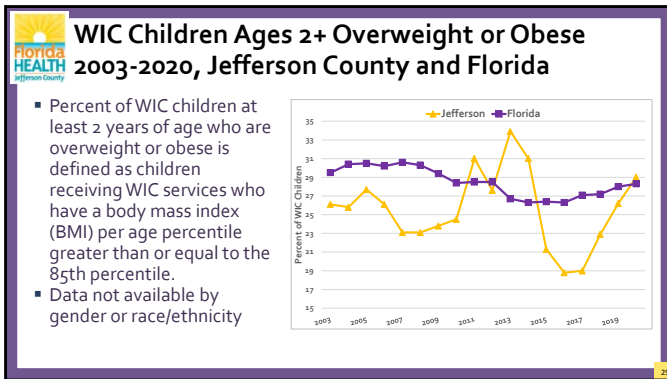
---

---

---

---

---



25

---

---

---

---

---

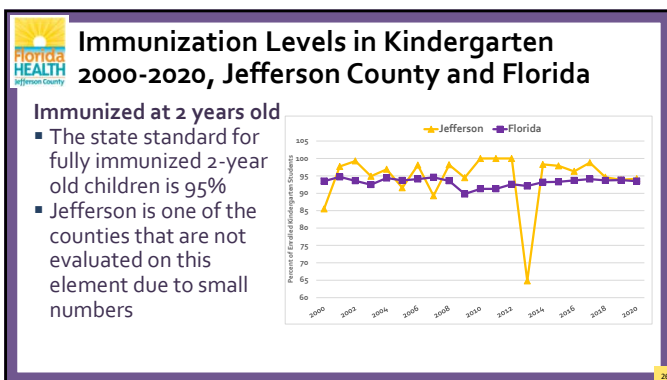
---

---

---

---

---



26

---

---

---

---

---

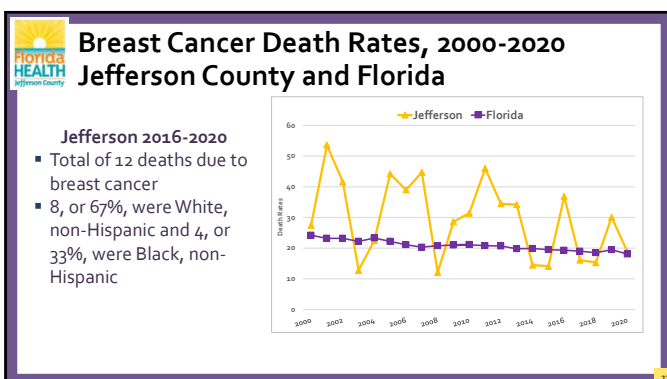
---

---

---

---

---



27

---

---

---

---

---


---

---

---

---

---



### Cervical and Ovarian Cancer Deaths, Jefferson County, 2000-2020

**Ovarian Cancer**

- Total of 21 deaths due to ovarian cancer
- 11, or 52% were White, non-Hispanic and 10, or 48% were Black, non-Hispanic
- There were no Hispanic deaths during the time frame

**Cervical Cancer**

- There have been 4 deaths due to cervical cancer
- 1, or 25% was White, non-Hispanic and 3, or 75% were Black, non-Hispanic
- There were no Hispanic deaths due to cervical cancer during this time frame

28

---

---

---

---

---


---

---

---

---

---



### Other Maternal, Birth and Young Child Risk Factors, Jefferson County

- Jefferson County ranked in the 4<sup>th</sup> quartile in the 2020 Pregnancy and Young Child Profile for the following:
  - Births among unwed teen mothers ages 15-19
  - Females ages 17+ with pap smear in previous year
  - Women 15-34 with bacterial sexually transmitted diseases
  - Asthma hospitalizations in ages < 1, in ages 1-5
  - Severe Maternal Morbidity
  - Children in foster care ages 1-4
  - Children participating in pre-K programs
  - Children with disabilities receiving services
- 9 Birth defects reported for Jefferson County during 2014-2018

29

---

---

---

---

---

---

---

---

---

---

# Social and Behavioral Health



1

---

---

---

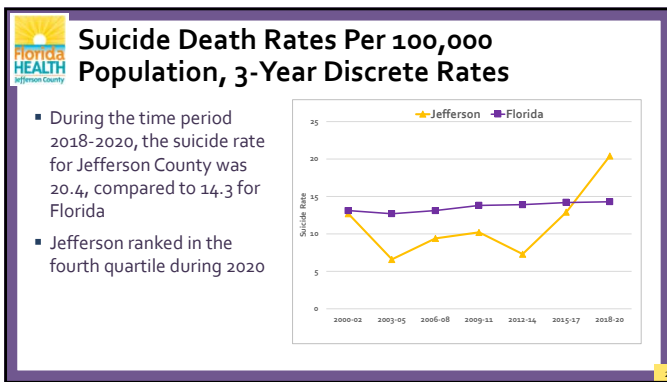
---

---

---

---

---



2

---

---

---

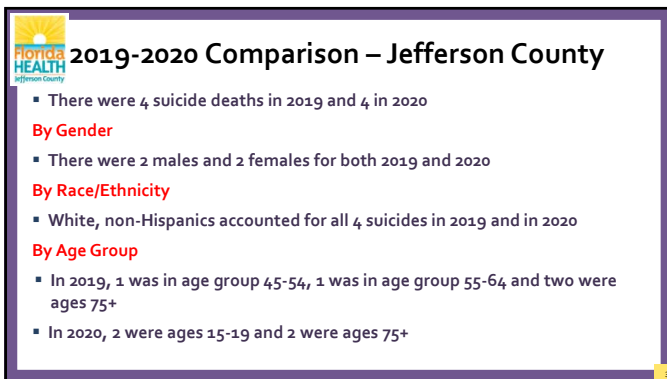
---

---

---

---

---



3

---

---

---

---

---

---

---

---

**2019-2020 Comparison – Jefferson County**

**By Method**

- In 2019, 1 suicide occurred using a firearm and 3 occurred through drug poisoning
- In 2020, all 4 occurred using a firearm

**Non-Fatal Self-Harm Injuries**

- There were a total of 18 reported in 2019, of which 7 were hospitalized and 11 were ER visits
- There were a total of <5 reported in 2020, all of which were hospitalized

4

---

---

---

---

---

---

---

---

**Hospitalization Rates per 100,000 Population for Mental Disorders, 2000-2020**

Jefferson County's hospitalization rates were above the state of Florida from 2018-2020

Year	Jefferson County	Florida
2000	500	500
2001	800	500
2002	600	500
2003	600	500
2004	600	500
2005	950	500
2006	600	500
2007	600	500
2008	600	500
2009	600	500
2010	600	500
2011	600	500
2012	900	500
2013	600	500
2014	600	500
2015	600	500
2016	600	500
2017	600	500
2018	1000	500
2019	1200	500
2020	1100	500

5

---

---

---

---

---

---

---

---

**Hospitalizations by Type of Mental Disorder, 2019-2020 Jefferson County**

2019 = 174 Hospitalizations

Disorder	Percentage
Schizophrenic Disorder	40%
Mood and Depressive Disorder	43%
Drug and Alcohol Induced	17%
Eating Disorder	0%

2020 = 156 Hospitalizations

Disorder	Percentage
Schizophrenic Disorder	44%
Mood and Depressive Disorder	41%
Drug and Alcohol Induced	15%
Eating Disorder	0%

6

---

---

---

---

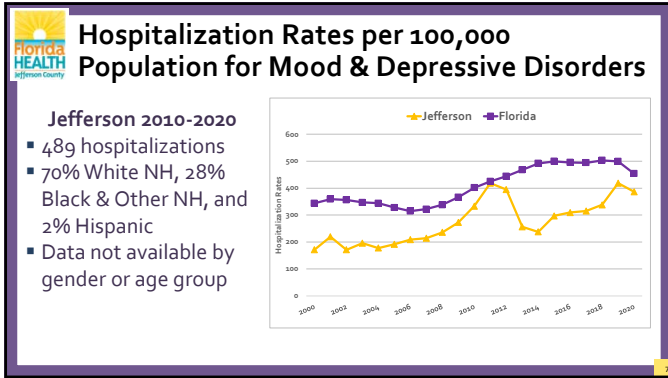
---

---

---

---





7

---

---

---

---

---

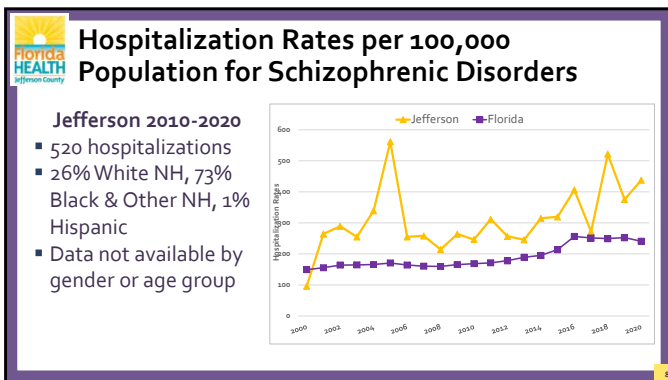
---

---

---

---

---



8

---

---

---

---

---

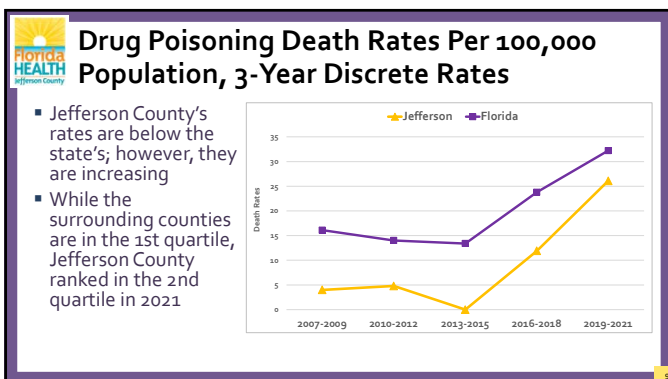
---

---

---

---

---



9

---

---

---

---

---

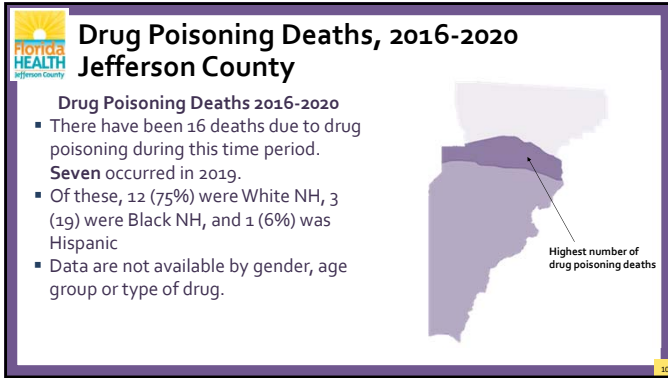
---

---

---

---

---



10

---

---

---

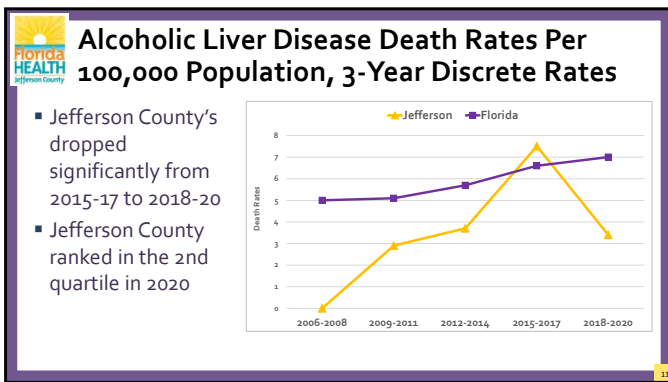
---

---

---

---

---



11

---

---

---

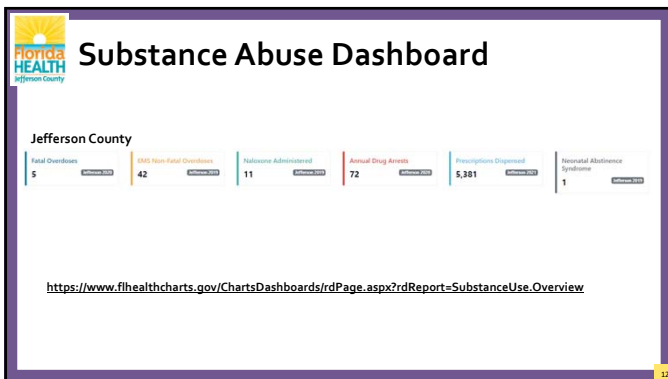
---

---

---

---

---



12

---

---

---


---

---

---

---

---



### 2020 Overdose Data, Jefferson County

2020 Indicators	Jefferson
Opioid Overdose Deaths	1
Drug Overdose Deaths	5
Opioid Death Rate Per 100,000 Population	3-7
Drug Overdose Death Rate Per 100,000 Population	31-5
EMS Response to Suspected Non-Fatal Opioid Overdose	5
EMS Response to Suspected Non-Fatal Drug Overdose, Not Opioids	24
Non-Fatal Drug Overdose ER Visits	7
All Drug Non-fatal Overdose Hospitalizations	9
Naloxone Administered	7

13

---

---

---

---

---


---

---

---

---

---



### Prescriptions and Treatment, Jefferson County

2021 Indicators	Jefferson County
Number of Opioid Prescriptions Dispensed	4,113
Number of Unique Patients	1,343
Prescriptions Dispensed Per Patient	3.1
Adult Substance Abuse Program Enrollees	49
Child Substance Abuse Program Enrollees	353

14

---

---

---

---

---


---

---

---

---

---



### Risk Behaviors, Jefferson County

Indicators	Jefferson County
% Adults Who Engage in Heavy or Binge Drinking - 2019	18.7%
% Students Who Rode in a Car Driven By Someone Who Had Been Drinking - 2018	9.6%
% Students Using Vape Products with Marijuana Oil - 2020	n/a

Adult respondents to BRFSS survey and student respondents to YRBS survey

15

---

---

---

---

---


---

---

---

---

---



### Consequences, Jefferson County

Indicators	Jefferson County
Drug Arrests – 2020	72 71 adult 1 child
Alcohol Confirmed Motor Vehicle Crashes – 2019	7 1 fatality
Drug Confirmed Motor Vehicle Crashes - 2019	1 1 fatality
Neonatal Abstinence Syndrome – 2019	<5
Early Steps Clients Experiencing Neonatal Abstinence Syndrome – 2020	0

---

---

---

---

---


---

---

---

**We are grateful for your attendance and your unwavering commitment to improving the health of Jefferson County.**

**THANK YOU FOR JOINING US!**





Florida Department of Health in Jefferson & Madison County  
Community Health Improvement Plan Meeting-Maternal and Child Health  
Florida Department of Health Jefferson County  
March 22, 2023, 10:00 a.m. to 11:00 a.m.

## AGENDA

**Purpose:**

Community partners meet to discuss the Community Health Improvement Plan priority areas and plan activities to address the priority areas.

Topic	Lead
Welcome/Call to Order	Donna Hagan, Committee Chair
Sign In	Donna Hagan, Committee Chair
Data Review	Pam Beck
Overview of FIMR <ul style="list-style-type: none"><li>History and Purpose</li><li>CRT and CAG</li></ul> Overview of 2022 Recommendations Choosing 2023-2024 CAG Initiatives	Donna Hagan, Committee Chair
Develop Objectives	Donna Hagan, Committee Chair
Group Updates	Donna Hagan, Committee Chair
Next Meeting Date	Donna Hagan, Committee Chair
Meeting Evaluation	Donna Hagan, Committee Chair
Adjourn	Donna Hagan, Committee Chair



# Maternal and Child Health Committee Meeting

March 22, 2023



Purpose: Community partners meet to discuss the Community Health Improvement Plan priority areas and plan activities to address the priority areas.

<u>Name</u>	<u>Organization</u>	<u>Email Address</u>
1. Brandi Turner	Healthy Families Seven Rivers	bturner@healthystartjmt.org
2. LAURA BLUE	HEALTHY START COALITION JMT	lblue@healthystartjmt.org
3. Anna Messick	Tobacco Prevention	anna.messick@flhealth.gov
4. Brenda Carlton	Taylor County School Bd	brenda.carlton@Taylor.k12.fl.us
5. Lavonte m Daniel	Appalachee Center - Primary Care	lavontem54@apalacheecenter.org
6. Pam Beck	DOH - Jefferson & Madison	pam.beck@flhealth.gov
7. Shanellha Mitchell	DOH - Jeff & Madison	shanelha.mitchell@flhealth.gov
8. Tonya Bell	HSCJMT	tbell@healthystartjmt.org
9. Kimberly Allbritton	DOH Jefferson / Madison	kumbury.allbritton@flhealth.gov
10. Chelsey McCoy	FDH Jefferson + Madison	Chelsey.mccoy@flhealth.gov
11. Debra Saenz		
12. Donna Hagan	HSCJMT	dhagan@healthystartjmt.org
13.		
14.		



Florida Department of Health in Jefferson & Madison County  
Social and Behavioral Health Committee Meeting  
Florida Department of Health in Jefferson County  
April 25, 2023, 10:00 a.m.

## AGENDA

**Purpose:**

Community partners meet to discuss the Community Health Improvement Plan priority areas and plan activities to address the priority areas.

Topic	Lead
Welcome/Call to Order	Lisa Sherry, Committee Chair
Sign In	Chelsey McCoy
Determine Member Roles (Co-Chair, Secretary)	Lisa Sherry, Committee Chair
Develop Goals and Objectives	Pam Beck
Group Updates	Group
Next Meeting Date	Lisa Sherry, Committee Chair
Meeting Evaluation	Chelsey McCoy
Adjourn	Lisa Sherry, Committee Chair





Florida Department of Health in Jefferson & Madison County  
Community Health Improvement Plan Meeting-Social and Behavioral Health  
Florida Department of Health in Jefferson County  
April 25, 2023, 10:00 a.m.

### Sign in Sheet

Name	Organization	Email Address	Signature
1. Debbie Saenz	Children's Medical Services: Title V Program	debra.saenz@flhealth.gov	Online
* 2. Chelsea Vogtle	Big Bend AHEC	cvogtle@bigbendahec.org	
3. Kevin Angel	Madison County Memorial Hospital	kangel@mcmh.us	
4. Shanetha Mitchell	FDOH	Shanetha.mitchell@flhealth.gov	
5. Dr. Jennifer Bellotti	Full Spectrum ABA	drbellottibcbad@fullspectrumaba.com	
6. Caroline Gibson	DOH in Jefferson and Madison	caroline.gibson@flhealth.gov	
7. Marie Rigdon	Jefferson County Sheriff's Office	marie.rigdon@jcso-fl.org	Marie Rigdon
8. Lavonte McDaniel	Apalachee Center-Madison Primary Care	lavontem54@apalacheecenter.org	
9. Carissa Pepera	FDOH-Madison	carissa.pepera@flhealth.gov	Online
10. Kathy Barrett	Early Steps	kathy.barrett@chsfl.org	
11. Anna Messick	FDOH-Jefferson	anna.messick@flhealth.gov	Online
12. Tammy Wells Stevens	Madison County Memorial Hospital	tstevens@mcmh.us	
13. Charles Allen Clayton	Madison County Fire Rescue	fireco@madisoncountyfl.com	
14. Karen Nazworth	Big Bend AHEC	knazworth@bigbendahec.org	Online
15. Jan Cherry	North Florida Child Development	jcherry@floridachildren.org	



**Florida Department of Health in Jefferson & Madison County**  
**Community Health Improvement Plan Meeting-Social and Behavioral Health**  
**Florida Department of Health in Jefferson County**  
**April 25, 2023, 10:00 a.m.**

### Sign in Sheet

16. Lisa Sherry	DISC Village	lisa.sherry@discvillage.org	<i>Lisa Sherry</i>
17. Shanice Hayes	Early Steps	shanice.hayes@chsfl.org	
18. Emily Kohler	Big Bend AHEC	ekohler@bigbendahec.org	<i>online</i>
19. Colin Vareene	Madison County Memorial Hospital	cvareene@mcmh.us	
20. Sophia Whaley	NFW Health Network	sophia.whaley@nwfhealth.org	
21. Pam Beck	FDOH-Jefferson and Madison	pam.beck@flhealth.gov	<i>Pam Beck</i>
22. Chelsey McCoy	FDOH-Jefferson and Madison	chelsey.mccoy@flhealth.gov	<i>Chelsey McCoy</i>
23. Kimberly Allbritton	FDOH-Jefferson and Madison	kimberly.allbritton@flhealth.gov	
24. Kelli Mercer	HCA	kelli.mercer@hcahealthcare.com	<i>online</i>
25. Bibi Ramons	NFW Health Network	beatriz.ramos@nwfhealth.org	<i>online</i>
26. Jessica Brantley	Disc Village	jessica.brantley@discvillage.org	
27. Patricia Blair	Honey Lake Clinic	pblair@honeylakeclinic.com	<i>online</i>
28. Shalona Hearn	Department of Children and Families	shalona.hearns@myflfamilies.com	<i>Shalona Hearn</i>
29. Dr. Shamari Roberson	DSR Consultants	sroberson@dsrconsultant.com	
30. Patricia Hall	The Butterfly Effect Mentoring Program	butterflygirls1@yahoo.com	
31. Nicole Dempsey	VA	nicole.dempsey@va.gov	<i>Nicole M Dempsey</i>
32. Yolanda Gillette	Big Bend AHEC		
33. Allyn Howard	Jefferson County Schools	ahoward@jeffersonschools.net	



Florida Department of Health in Jefferson & Madison County  
Community Health Improvement Plan Meeting-Social and Behavioral Health  
Florida Department of Health in Jefferson County  
April 25, 2023, 10:00 a.m.

**Sign in Sheet**

34.	See Singleton	Florida Therapy Services	SSingleton@flatherapy.com
35.			
36.			
37.			
38.			
39.			
40.			

Microsoft Teams Attendees 4/25/2023

Saenz, Debra	Debra.Saenz@flhealth.gov
Beatriz Ramos	beatriz.ramos@NWFHealth.org
Emily Kohler	ekohler@bigbendahec.org
Allbritton, Kimberly	Kimberly.Allbritton@flhealth.gov
Lesley Fry	No email listed and do not have one on file.
Messick, Anna	Anna.Messick@flhealth.gov
Pepera, Carissa	Carissa.Pepera@flhealth.gov
Kelli Mercer (Guest)	<a href="mailto:kelli.mercer@hcahealthcare.com">kelli.mercer@hcahealthcare.com</a>
Shamarial Roberson	<a href="mailto:sroberson@dsrconsultant.com">sroberson@dsrconsultant.com</a>
Patricia Blair	pblair@honeylakeclinic.com
Janice Hawkins	JHAWKINS@SunshineHealth.com
Tori R. Woods	Tori.Woods@sunshinehealth.com
Karen Nazworth	knazworth@bigbendahec.org



**Florida Department of Health in Jefferson & Madison County  
Community Health Improvement Plan Meeting-Chronic Disease  
Florida Department of Health Jefferson County Conference Room  
May 23, 2023, 2:00 p.m. to 3:30 p.m.**

## **AGENDA**

**Purpose:**

Community partners meet to discuss the Community Health Improvement Plan priority areas and plan activities to address the priority areas.

<b>Topic</b>	<b>Lead</b>
Welcome/Call to Order	Storm Goodlin, Committee Chair
Sign In	Storm Goodlin, Committee Chair
Data Review	Pam Beck
Develop Objectives	Group
Group Updates	Group
Next Meeting Date	Storm Goodlin, Committee Chair
Meeting Evaluation	Chelsey McCoy
Adjourn	Storm Goodlin, Committee Chair





**Florida Department of Health in Jefferson & Madison County**  
**Community Health Improvement Plan Meeting-Chronic Disease**  
**Florida Department of Health Jefferson County Conference Room**  
**May 23, 2023, 2:00 p.m. to 3:30 p.m.**

## Sign in Sheet

<u>Name</u>	<u>Organization</u>	<u>Email Address</u>	<u>Signature</u>
1. Alisha Mughal	Bureau of Chronic Disease Prevention	<a href="mailto:alisha.mughal@flhealth.gov">alisha.mughal@flhealth.gov</a>	Virtual
2. Anna Messick	FDOH Jefferson	<a href="mailto:anna.messick@flhealth.gov">anna.messick@flhealth.gov</a>	
3. Betsy Rykard	FDOH Jefferson and Madison	<a href="mailto:leila.rykard@flhealth.gov">leila.rykard@flhealth.gov</a>	Betsy Rykard
4. Carissa Pepera	FDOH Madison	<a href="mailto:carissa.pepera@flhealth.gov">carissa.pepera@flhealth.gov</a>	Virtual
5. Caroline Gibson	FDOH Jefferson and Madison	<a href="mailto:caroline.gibson@flhealth.gov">caroline.gibson@flhealth.gov</a>	
6. Charles Allen Clayton	Madison County Fire Rescue	<a href="mailto:fireco@madisoncountyfl.com">fireco@madisoncountyfl.com</a>	
7. Chelsey McCoy	FDOH Jefferson and Madison	<a href="mailto:chelsey.mccoy@flhealth.gov">chelsey.mccoy@flhealth.gov</a>	Chelsey McCoy
8. Colin Vareene	Madison County Memorial Hospital	<a href="mailto:cvareene@mcmh.us">cvareene@mcmh.us</a>	
9. James Holland	North Florida College	<a href="mailto:hollandj@nfc.edu">hollandj@nfc.edu</a>	
10. Jan Cherry	North Florida Child Development	<a href="mailto:jcherry@floridachildren.org">jcherry@floridachildren.org</a>	
11. Kechia L Robinson	Madison County Board of County Commissioners	<a href="mailto:assistant@madisoncountyfl.com">assistant@madisoncountyfl.com</a>	Kechia Robinson
12. Kelly S Williams	Big Bend Hospice	<a href="mailto:kswilliams@bigbendhospice.org">kswilliams@bigbendhospice.org</a>	<del>Handwritten signature</del>
13. Kevin Angel	Madison County Memorial Hospital	<a href="mailto:kangel@mcmh.us">kangel@mcmh.us</a>	
14. Kimberly Allbritton	FDOH Jefferson and Madison	<a href="mailto:kimberly.allbritton@flhealth.gov">kimberly.allbritton@flhealth.gov</a>	Virtual
15. Lavonte McDaniel	Apalachee Center-Madison Primary Care	<a href="mailto:lavontem54@apalacheecenter.org">lavontem54@apalacheecenter.org</a>	LA McDaniel



Florida Department of Health in Jefferson & Madison County  
Community Health Improvement Plan Meeting-Chronic Disease  
Florida Department of Health Jefferson County Conference Room  
May 23, 2023, 2:00 p.m. to 3:30 p.m.

### Sign in Sheet

16. Pam Beck	FDOH Jefferson and Madison	<a href="mailto:pam.beck@flhealth.gov">pam.beck@flhealth.gov</a>	<i>Pam Beck</i>
17. Shanetha Mitchell	FDOH Jefferson and Madison	<a href="mailto:Shanetha.mitchell@flhealth.gov">Shanetha.mitchell@flhealth.gov</a>	<i>Shanetha Mitchell</i>
18. Storm Goodlin	American Cancer Society	<a href="mailto:storm.goodlin@cancer.org">storm.goodlin@cancer.org</a>	<i>Storm Goodlin</i>
19. Tammy Stevens	Madison County Memorial Hospital	<a href="mailto:tstevens@mcmh.us">tstevens@mcmh.us</a>	<i>Virtual</i>
20. Tristan Hope	FDOH Jefferson	<a href="mailto:tristan.hope@flhealth.gov">tristan.hope@flhealth.gov</a>	
21. <i>Tonya Bell</i>	<i>HSCJMT</i>	<i>tbell@healthystartjmt.org</i>	<i>Tonya Bell</i>
22.			
23.			
24.			
25.			
26.			
27.			
28.			
29.			
30.			



**Florida Department of Health in Jefferson & Madison County  
Community Health Improvement Plan Meeting-Maternal and Child Health  
Healthy Start Coalition of Jefferson, Madison and Taylor Counties, Inc.  
June 27, 2023, 2:00 p.m. to 3:30 p.m.**

**AGENDA**

**Purpose:**

Community partners meet to discuss the Community Health Improvement Plan priority areas and plan activities to address the priority areas.

<b>Topic</b>	<b>Lead</b>
Welcome/Call to Order	Donna Hagan, Committee Chair
Sign In	Donna Hagan, Committee Chair
Approve March Meeting Minutes	Group
Review Community Action Group Annual Action Plan	Donna Hagan, Committee Chair
Review Proposed Objectives	Group
Group Updates	Donna Hagan, Committee Chair
Next Meeting Date	Donna Hagan, Committee Chair
Meeting Evaluation	Donna Hagan, Committee Chair
Adjourn	Donna Hagan, Committee Chair





**Florida Department of Health in Jefferson & Madison County  
Community Health Improvement Plan Meeting-Maternal and Child Health  
Healthy Start Coalition of Jefferson, Madison and Taylor Counties, Inc.  
June 27, 2023, 2:00 p.m. to 3:30 p.m.**

## Sign in Sheet

<u>Name</u>	<u>Organization</u>	<u>Email Address</u>	<u>Signature</u>
Afaf Qasem	Tallahassee Memorial HealthCare	afaf.qasem@tmh.org	
Alisha Mughal	Bureau of Chronic Disease Prevention	alisha.mughal@flhealth.gov	
Anna Messick	FDOH Jefferson	anna.messick@flhealth.gov	
Carissa Pepera	FDOH Madison	carissa.pepera@flhealth.gov	
Chelsey McCoy	FDOH Jefferson and Madison	chelsey.mccoy@flhealth.gov	<i>Chelsey McCoy</i>
Colin Vareene	Madison County Memorial Hospital	cvareene@mcmh.us	
Cumi Allen	FDOH Jefferson and Madison	cumi.allen@flhealth.gov	
Debbie Saenz	Children's Medical Services: Title V Program	debra.saenz@flhealth.gov	<i>TEAMS</i>
Donna Hagan	Healthy Start Coalition	dhagan@healthystartjmt.org	<i>[Signature]</i>
Jan Cherry	North Florida Child Development	jcherry@floridachildren.org	
Janice Hawkins	Sunshine Health	jhawkins@sunshinehealth.com	
Kevin Angel	Madison County Memorial Hospital	kangel@mcmh.us	
Kimberly Allbritton	FDOH Jefferson and Madison	kimberly.allbritton@flhealth.gov	<i>ATTENDED</i>
Lavonte McDaniel	Apalachee Center-Madison Primary Care	lavontem54@apalacheecenter.org	<i>TEAMS</i>
Lorri G Swafford	FDLRS NEFEC	swaffordl@nefec.org	



**Florida Department of Health in Jefferson & Madison County**  
**Community Health Improvement Plan Meeting-Maternal and Child Health**  
**Healthy Start Coalition of Jefferson, Madison and Taylor Counties, Inc.**  
 June 27, 2023, 2:00 p.m. to 3:30 p.m.

## Sign in Sheet

Margie Evans		576@gmail.com	
Pam Beck	FDOH Jefferson and Madison	pam.beck@flhealth.gov	
Shanetha Mitchell	FDOH Jefferson and Madison	Shanetha.mitchell@flhealth.gov	<i>Shanetha Mitchell</i>
Shanice Hayes	Early Steps	shanice.hayes@chsfl.org	
Sophia Whaley	NFW Health Network	sophia.whaley@nwfhealth.org	<i>TEAMS</i>
Tammy Wells Stevens	Madison County Memorial Hospital	tstevens@mcmh.us	
Tonya Bell	HSC JMT	tbell@healthystartjmt.org	<i>Tonya Bell</i>
Tracy Melin	Big Bend Area Health Education Center	tmelin@bigbendahec.org	
Tristan Hope	FDOH Jefferson	tristan.hope@flhealth.gov	
<i>Shanae Prutchett</i>	<i>Disc Village</i>		<i>Shanae Prutchett</i>
<i>Laura Blue</i>	<i>HSC JMT</i>	<i>lblue@healthystartjmt.org</i>	<i>Laura Blue</i>
<i>Kimberly Albritton</i>	<i>DOH Jefferson + Madison</i>	<i>Kimberly.Albritton@flhealth.gov</i>	<i>Kimberly Albritton</i>
<del><i>Shan</i></del>			
<i>Christina DeSilva</i>			<i>TEAMS</i>
<i>Catherine Brunson</i>			<i>TEAMS</i>

*Lorraine Buffington*

*TEAMS*



Florida Department of Health in Jefferson & Madison County  
Social and Behavioral Health Committee Meeting  
Florida Department of Health in Jefferson County  
July 25, 2023, 10:00 a.m.



## AGENDA

**Purpose:**

Community partners meet to discuss the Community Health Improvement Plan priority areas and plan activities to address the priority areas.

Topic	Lead
Welcome/Call to Order	Lisa Sherry, Committee Chair
Sign In	Chelsey McCoy
Approval of April Meeting Minutes	Group
Vote on Goal and Objectives	Lisa Sherry, Committee Chair
Form Work Groups	Pam Beck
Group Updates	Group
Next Meeting Date	Lisa Sherry, Committee Chair
Meeting Evaluation	Chelsey McCoy
Adjourn	Lisa Sherry, Committee Chair



## Sign in Sheet

<u>Name</u>	<u>Organization</u>	<u>Email Address</u>	<u>Signature</u>
Lavonte McDaniel	Apalachee Center-Madison Primary Care	lavontem54@apalacheecenter.org	
Murel Polee	Apalachee Center-Jefferson	murel.poleeiii@gmail.com	
Lisa Hill Boateright	Battlefront Therapy	LHill@battlefrontinc.com	Virtual
David Boatwright	Battlefront Therapy	dboatwright@battlefrontinc.com	Virtual
Chelsea Vogtle	Big Bend AHEC	cvogtle@bigbendahec.org	virtual
Karen Nazworth	Big Bend AHEC	knazworth@bigbendahec.org	
Emily Kohler	Big Bend AHEC	ekohler@bigbendahec.org	virtual
Alisha Mughal	Bureau of Chronic Disease Prevention	alisha.mughal@flhealth.gov	<del>Virtual</del> virtual
Debbie Saenz	Children's Medical Services: Title V Program	debra.saenz@flhealth.gov	virtual
Shalona Hearn	Department of Children and Families	shalona.hearns@myflfamilies.com	virtual
Lisa Sherry	DISC Village	lisa.sherry@discvillage.org	<i>Lisa Sherry</i>
Jessica Brantley	Disc Village	jessica.brantley@discvillage.org	<i>J. Brantley</i>
Sharika Craddock	DISC Village Madison Co. Outpatient Office	sharika.craddock@discvillage.org	
Caroline Gibson	DOH in Jefferson and Madison	caroline.gibson@flhealth.gov	virtual
Dr. Shamari Roberson	DSR Consultants	sroberson@dsrconsultant.com	

### Sign in Sheet

Shanice Hayes	Early Steps	shanice.hayes@chsfl.org	
Kathy Barrett	Early Steps	kathy.barrett@chsfl.org	
Shanetha Mitchell	FDOH	Shanetha.mitchell@flhealth.gov	
Anna Messick	FDOH-Jefferson	anna.messick@flhealth.gov	<i>Anna Messick</i>
Pam Beck	FDOH-Jefferson and Madison	pam.beck@flhealth.gov	<i>Pam Beck</i>
Chelsey McCoy	FDOH-Jefferson and Madison	chelsey.mccoy@flhealth.gov	<i>Chelsey K. McCoy</i>
Kimberly Allbritton	FDOH-Jefferson and Madison	kimberly.allbritton@flhealth.gov	
Carissa Pepera	FDOH-Madison	carissa.pepera@flhealth.gov	<i>virtual</i>
Cheryl Twombly	Florida Department of Children and Families	cheryl.twombly@myflfamilies.com	
John Wisker	Florida Department of Children and Families	john.wisker@myfamilies.com	<i>virtual</i>
Sue Singleton	Florida Therapy Services	ssingleton@flatherapy.com	<i>Sue C. Singleton</i>
Dr. Jennifer Bellotti	Full Spectrum ABA	drbellottibcbad@fullspectrumaba.com	
Kelli Mercer	HCA	kelli.mercer@hcahealthcare.com	
Patricia Blair	Honey Lake Clinic	pblair@honeylakeclinic.com	
Allyn Howard	Jefferson County Schools	ahoward@jeffersonschools.net	
Marie Rigdon	Jefferson County Sheriff's Office	marie.rigdon@jcso-fl.org	
Charles Allen Clayton	Madison County Fire Rescue	fireco@madisoncountyfl.com	
Kevin Angel	Madison County Memorial Hospital	kangel@mcmh.us	



**Sign in Sheet**

Tammy Wells Stevens	Madison County Memorial Hospital	tstevens@mcmh.us	Virtual
Colin Vareene	Madison County Memorial Hospital	cvareene@mcmh.us	Virtual
Robin Hill	Madison County School Board	robin.hill@mcsbfl.us	Robin Hill
Melinda Richie	Madison County School Board	melinda.richie@mcsbfl.us	
Rod Williams	Madison County School Board	roderick.williams@mcsbfl.us	
Shirley Joesph	Madison County School Board-Superintendent	shirley.joseph@mcsbfl.us	
Sophia Whaley	NFW Health Network	sophia.whaley@nwfhealth.org	
Bibi Ramos	NFW Health Network	beatriz.ramos@nwfhealth.org	
Jan Cherry	North Florida Child Development	jcherry@floridachildren.org	
Tori Woods	Sunshine Health	tori.woods@sunshinehealth.com	
Kamia Brown	Sunshine Health	kamia.brown@sunshinehealth.com	Virtual
Patricia Hall	The Butterfly Effect Mentoring Program	butterflygirls1@yahoo.com	
Nicole Dempsey	VA	nicole.dempsey@va.gov	Virtual

Mecayla Davis Jefferson Co. Sheriff's Office mecayla.davis@jcs0-fl.org Mecayla Davis  
 Shanae Pritchett Disc Village, Inc shanae.pritchett@discvillage.org Shanae Pritchett

Michael Angeles Jefferson CHD Michael.Angelas2@flhealth.gov Michael Angeles  
 Jack Fry UFL ja@ufl.edu j.fry@ufl.edu Jack Fry  
 Catherine Brunson Catherine.brunson@nwfhealth.gov Catherine Brunson

Name	Organization	Email
Anna Likos	Monticello Rotary Club	<a href="mailto:abidjanna@gmail.com">abidjanna@gmail.com</a>
Afaf Qasem	Tallahassee Memorial	<a href="mailto:afaf.qasem@tmh.org">afaf.qasem@tmh.org</a>
Austin Hosford	BOCC District 4	<a href="mailto:ahosford@jeffersoncountyfl.gov">ahosford@jeffersoncountyfl.gov</a>
Artaveya Ingram	Big Bend AHEC/Rural Health Network	<a href="mailto:aingram@bigbendahec.org">aingram@bigbendahec.org</a>
Angela Gray	Jefferson County Property Appraiser	<a href="mailto:angela.gray@jeffersonpa.net">angela.gray@jeffersonpa.net</a>
Amber Freeman	2-1-1 Big Bend, Inc. Help Me Grow Program Coordinator	<a href="mailto:avolano-freeman@211bigbend.org">avolano-freeman@211bigbend.org</a>
Amanda Wander	Big Bend Homeless Assistance Continuum of Care	<a href="mailto:awander@bigbendcoc.org">awander@bigbendcoc.org</a>
Allison Wiman	Big Bend AHEC	<a href="mailto:awiman@bigbendahec.org">awiman@bigbendahec.org</a>
Bill Brumfield	School Board District 4	<a href="mailto:bbrumfield@jeffersonschools.net">bbrumfield@jeffersonschools.net</a>
Brent Couch	Simply Healthcare	<a href="mailto:bcouch@simplyhealthcareplans.com">bcouch@simplyhealthcareplans.com</a>
Brittney Jones	March of Dimes	<a href="mailto:bejones@marchofdimes.org">bejones@marchofdimes.org</a>
Brenda Wirick	School Board District 3	<a href="mailto:bwirick@jeffersonschools.net">bwirick@jeffersonschools.net</a>
Byron Wade	My FL Families Supervisor	<a href="mailto:byron.wade@myflfamilies.com">byron.wade@myflfamilies.com</a>
Carla Hall	Childrens Home Society	<a href="mailto:Carla.hall@chsfl.org">Carla.hall@chsfl.org</a>
Chad Arnold	Kids Incorporated of the Big Bend	<a href="mailto:carnold@kidsincorporated.org">carnold@kidsincorporated.org</a>
Cristin Dobrowolski	Disc Village Inc.	<a href="mailto:cdobrowolski@discvillage.com">cdobrowolski@discvillage.com</a>
Collin Streetman	Full Spectrum Behavior Analysis, LLC	<a href="mailto:cesbcba@fullspectrumaba.com">cesbcba@fullspectrumaba.com</a>
Charlie Jackson	Whole Child Leon	<a href="mailto:charlie@wholechildleon.org">charlie@wholechildleon.org</a>
Chris Polzer	Shine Liaison	<a href="mailto:chrisp@aaanf.org">chrisp@aaanf.org</a>
Juanita Faircloth	Monticello Women's Club	<a href="mailto:christmastime63@yahoo.com">christmastime63@yahoo.com</a>
Cindy Hutto	Healthy Start Coalition of Jefferson, Madison and Taylor Counties	<a href="mailto:cjhutto@healthystartjmt.org">cjhutto@healthystartjmt.org</a>
Chris Lolley	PCA Florida	<a href="mailto:clolley@ounce.org">clolley@ounce.org</a>
Chris Tuten	BOCC District 1	<a href="mailto:ctuten@jeffersoncountyfl.gov">ctuten@jeffersoncountyfl.gov</a>
Derrick Burrus	Jefferson County Fire Rescue	<a href="mailto:dburrus@jeffersoncountyfl.gov">dburrus@jeffersoncountyfl.gov</a>
De'Anthony Price	UF IFAS Extension-Extension Agent	<a href="mailto:deanthonyprice@ufl.edu">deanthonyprice@ufl.edu</a>
Debbie Snapp	Jefferson Lions Club/ECB Publishing	<a href="mailto:debbiesnapp@embarqmail.com">debbiesnapp@embarqmail.com</a>
Debbie Saenz	Office of Children's Medical Services	<a href="mailto:debra.Saenz@flhealth.gov">debra.Saenz@flhealth.gov</a>
Denise Robinson	Young Boyz to Kings	<a href="mailto:Denise.Robinson30@gmail.com">Denise.Robinson30@gmail.com</a>
Donna Hagan	Healthy Start Coalition Director	<a href="mailto:dhagan@healthystartjmt.org">dhagan@healthystartjmt.org</a>
Dr. Jennifer Bellotti	Full Spectrum Behavior Analysis, LLC	<a href="mailto:drbellottibcbad@fullspectrumaba.com">drbellottibcbad@fullspectrumaba.com</a>
Emily Anderson	City of Monticello Clerk/Treasurer	<a href="mailto:eanderson@mymonticello.net">eanderson@mymonticello.net</a>
Emily Kohler	Big Bend AHEC	<a href="mailto:ekohler@bigbendahec.org">ekohler@bigbendahec.org</a>
Elizabeth Phillips	DJJ	<a href="mailto:Elizabeth.phillips@djj.state.fl.us">Elizabeth.phillips@djj.state.fl.us</a>
Erika Littles	Bankers Life Insurance Agent	<a href="mailto:erika.littles@bankerslife.com">erika.littles@bankerslife.com</a>
Eydie Triquet	Superintendent of Schools	<a href="mailto:eydie.tricquet@jeffersonschooldistrict.org">eydie.tricquet@jeffersonschooldistrict.org</a>

Fred Mosley	Monticello Police Chief	f_mosley@mymonticello.net
Kim Davis	Tupelo's	feedme@tupelosebakery.com
John Hicks	First United Methodist Church	FUMCmonticello@embarqmail.com
Gail Anderson	Capital Area Community Action Agency	<a href="mailto:Gail.Anderson@cacaainc.org">Gail.Anderson@cacaainc.org</a>
Patricia Garner	Monticello Rotary Club	Garnshark50@gmail.com
George Evans	City Council Group 1	<a href="mailto:gevans@mymonticello.net">gevans@mymonticello.net</a>
Grace Garratt	211 Big Bend Mental Health Navigator	<a href="mailto:ggarratt@211bigbend.org">ggarratt@211bigbend.org</a>
Gene Hall	BOCC District 2	<a href="mailto:ghall@jeffersoncountyfl.gov">ghall@jeffersoncountyfl.gov</a>
Glorida Cox	City Council Group 2	<a href="mailto:gloriacoxbiz@gmail.com">gloriacoxbiz@gmail.com</a>
Gladys Roann-Watson	School Board District 1	groann-watson@jeffersonschools.net
DBA Gerry Medical Clinic	Healthyways, Inc.	healthyways01@embarqmail.com
Heather Flynn	FSU College of Medicine	<a href="mailto:heather.flynn@med.fsu.edu">heather.flynn@med.fsu.edu</a>
Heather Lincicome	Apalachee Center/TMH Behavioral Health	<a href="mailto:heather.lincicome@tmh.org">heather.lincicome@tmh.org</a>
Dr James Holland	NFCC-Allied Health	<a href="mailto:Hollandj@nfc.edu">Hollandj@nfc.edu</a>
Katrina Richardson	Chamber of Commerce	info@monticellojeffersonfl.com
Jackie Pons	Jefferson Somerset	<a href="mailto:jackiepons@comcast.net">jackiepons@comcast.net</a>
Janyah Glenn	DJJ	<a href="mailto:janyah.glenn@djj.state.fl.us">janyah.glenn@djj.state.fl.us</a>
Jason Ishley	CCYS	<a href="mailto:jason@ccys.org">jason@ccys.org</a>
Jay Reeve	Apalachee Center	<a href="mailto:jayr@apalacheecenter.org">jayr@apalacheecenter.org</a>
Jeanna Olson	Department of Children and Families	jeanna_olson@dcf.state.fl.us
Jennifer Travieso	Disc Village Inc.	<a href="mailto:jennifer.travieso@discvillage.org">jennifer.travieso@discvillage.org</a>
John Lilly	Jefferson Extension Office/4-H Office	jgl@ufl.edu
Julius Hackett	Tri-County Electric Cooperative	jhackett@tcec.com
John Jones	City Council Group 4	<a href="mailto:jjonesjr@mymonticello.net">jjonesjr@mymonticello.net</a>
Joseph Cantin	Florida Department of Children and Families	<a href="mailto:joseph.cantin@myflfamilies.com">joseph.cantin@myflfamilies.com</a>
Joy Dixon	American Cancer Society	<a href="mailto:joy.dixon@cancer.org">joy.dixon@cancer.org</a>
Jared Parramore	Jefferson County Fire Rescue	<a href="mailto:jparramore@jeffersoncountyfl.gov">jparramore@jeffersoncountyfl.gov</a>
Joshua Serre	Honey Lake	<a href="mailto:jserre@honeylakefarms.org">jserre@honeylakefarms.org</a>
J.T. Surles	BOCC District 3	<a href="mailto:jsurles@jeffersoncountyfl.gov">jsurles@jeffersoncountyfl.gov</a>