



Summary

Weeks 21-22: May 22 to June 4, 2016

State influenza and influenza-like illness (ILI)¹ activity²:

- Emergency department (ED) and urgent care center (UCC) ILI visits reported into ESSENCE-FL (Florida’s syndromic surveillance system) remained low, which is typical for this time of year.
- One outbreak of ILI was reported in a Polk County skilled nursing facility in week 21; one outbreak of influenza B was reported in a Pasco County long term care facility in week 22.
- In recent weeks, the preliminary estimated number of deaths due to pneumonia and influenza in Florida has remained similar to levels seen in previous seasons at this time.
- **One influenza-associated pediatric death was reported in week 22 in a vaccinated Orange County resident with no known underlying health conditions.**
 - Eight influenza-associated pediatric deaths have been reported so far this season. While rare, Florida receives reports of influenza-associated pediatric deaths each season. **Annual vaccination remains the best way to protect children against influenza.**
- In weeks 21 and 22, three of 20 (15%) specimens submitted to the Bureau of Public Health Labs (BPHL) for influenza testing were PCR positive for seasonal strains of influenza: one was positive for influenza B Yamagata lineage and two were positive for influenza B Victoria lineage.

Enterovirus D68 (EV-D68) activity:

- **Three cases of EV-D68 have been identified in Florida since February 2016.** All three cases were identified in different regions of the state and represent the full spectrum of disease.
 - These represent the first identifications of EV-D68 in the United States since the fall of 2014.
 - To learn more about EV-D68, please visit: <http://www.floridahealth.gov/diseases-and-conditions/d68>.

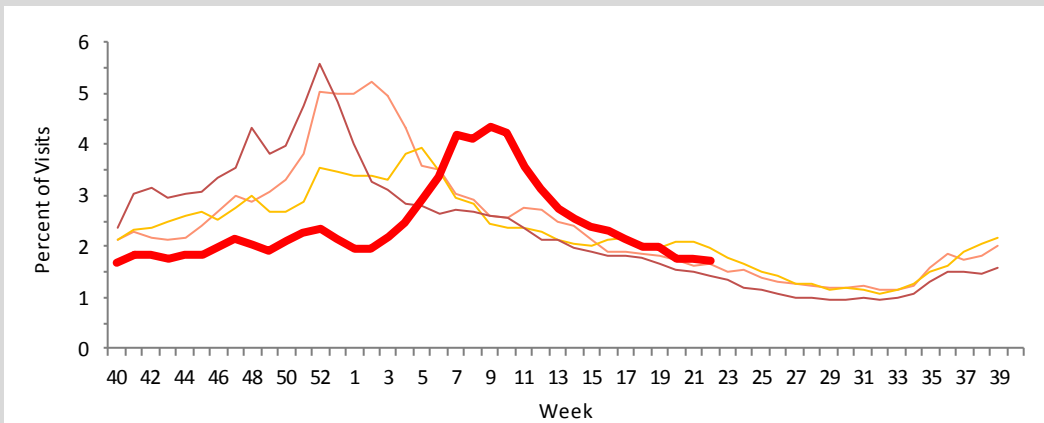
National influenza activity:

- Influenza virus continues to circulate at low levels nationally.
- Highly pathogenic avian influenza (HPAI) H5 viruses identifications in birds are expected during the summer of 2016. Influenza (HPAI) H5 has not been identified in Florida birds yet, but identifications are anticipated. No human HPAI infections have been identified in Florida or the rest of the nation. To learn more about HPAI, please visit: www.floridahealth.gov/novelflu.

ED and UCC Visits for ILI³ by Flu Season

ED = emergency department, UCC = urgent care center

The percent of ILI visits to ESSENCE-FL participating facilities has remained stable in recent weeks and is similar to levels seen in previous seasons at this time.



The figure to the left shows the percent of visits to EDs and UCCs with chief complaints that code into the ILI syndrome, as reported by participating ESSENCE-FL facilities (N=265) from week 40, 2011 through week 22, 2016.

— 2015-2016 — 2013-2014
— 2014-2015 — 2012-2013

¹ Influenza-like illness (ILI) is defined as a fever ≥ 100°F AND sore throat and/or cough *in the absence* of another known cause.

² The Florida Department of Health (DOH) uses many different surveillance systems to measure influenza activity. A summary of all these systems can be found on our website at: floridahealth.gov/floridaflu

³ As of April 30, 2015, FLS was added to list of abbreviations in ESSENCE-FL and is now expanded to **flu like symptoms**. As a result of this change, any visit with a chief complaint containing FLS will now code into the ILI syndrome and the influenza subsynndrome. Historical records have been reprocessed to reflect this change.

Posted June 8, 2016 on the Bureau of Epidemiology (BOE) website: www.floridahealth.gov/floridaflu

Produced by the BOE, Florida Department of Health

Contributors: Heather Rubino, PhD; Julia Munroe, MS; Ellen Dugan, MPH; Brandon Ramsey, MS; Leah Eisenstein, MPH; Lea Heberlein-Larson, MPH; Valerie Mock, BS; Marshall Cone, MS; Pam Colarusso, MSH; Janet Hamilton, MPH.



P&I Deaths from Vital Statistics by Age Group

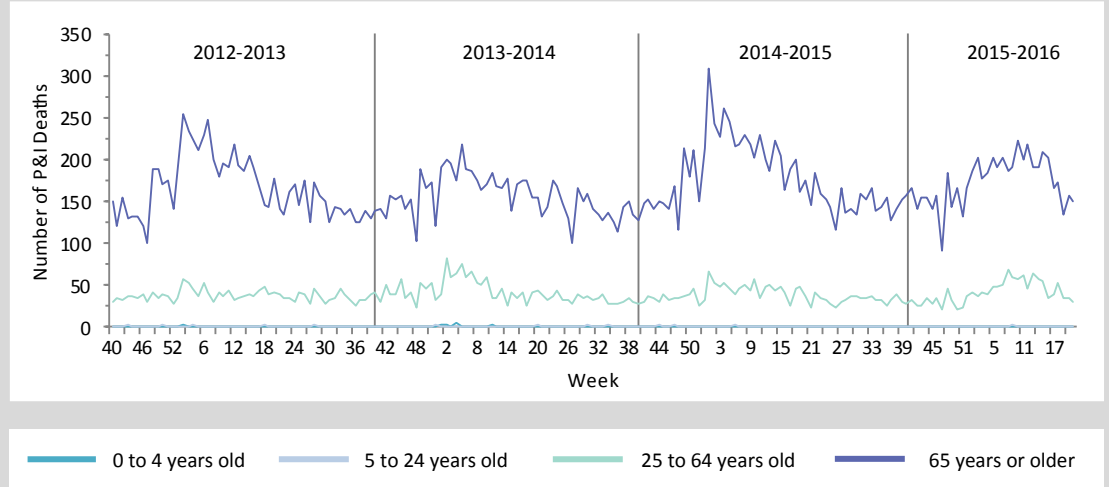
P&I = pneumonia and influenza

The figure below shows P&I deaths for all Florida counties by age group from week 40, 2012 through week 21, 2016, as reported into ESSENCE-FL. *Vital statistics death records data are currently considered to be complete through week 21, 2016.*

The total number of P&I deaths reported in week 21 for all age groups is similar to levels seen in previous years at this time.

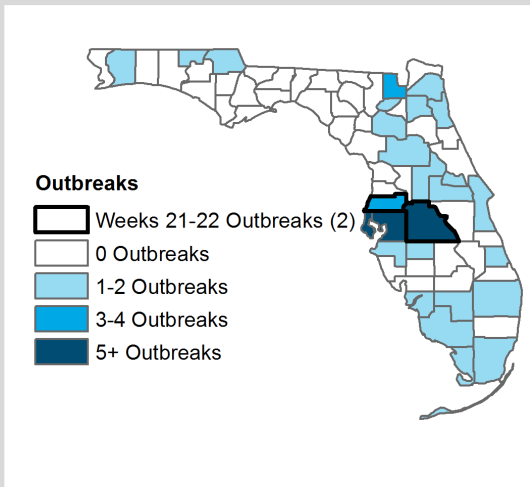
202 preliminary estimated P&I deaths have been reported for week 21, 2016.

Based on a multi-year regression model to predict P&I mortality in the Florida population, no excess deaths were reported for week 21, 2016. The upper bound of the 95% confidence interval for prediction is 209 deaths.



Influenza and ILI Outbreaks

ILI = influenza-like illness



Two outbreaks of influenza and ILI were reported in weeks 21 and 22; 60 outbreaks of influenza and ILI have been reported into EpiCom so far in the 2015-2016 season.

Polk County:

A skilled nursing facility reported eight residents with ILI. No specimens were available for testing at BPHL. Several residents were reported as having received the 2015-2016 influenza vaccine. Infection control measures were reviewed with facility leadership. This investigation is ongoing.

Pasco County:

A long term care facility reported three residents and one staff member with ILI. Two residents were transferred to a local hospital where one expired. Two specimens were collected from ill residents at the hospital and one was positive for influenza B by rapid antigen testing. Two additional specimens were collected from ill individuals at the facility for testing at BPHL. Results are pending. Of the four ill individuals, two were reported as having received the 2015-2016 influenza vaccine. Infection control measures were reviewed with facility leadership. This investigation is ongoing.

Laboratory Viral Respiratory Surveillance

The figure below shows the percentage of positive tests for eight common respiratory viruses reported by the National Respiratory and Enteric Virus Surveillance System (NREVSS) and participating validated laboratories reporting results via electronic laboratory reporting (ELR) to the Florida Department of Health. Currently, 10 facilities are reporting data for the 2015-2016 season.

In recent weeks, the percent of specimens testing positive for rhinovirus remained higher than other viruses under surveillance. These viruses circulate annually in Florida and fluctuate regularly between weeks.

