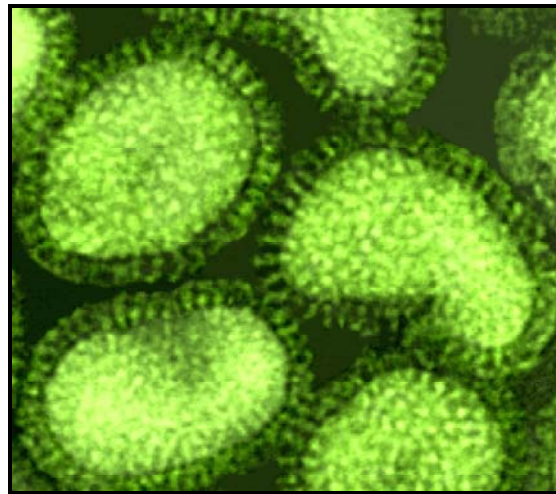


# Florida Influenza Surveillance

*Week Ending January 15, 2005  
(Week 2)*

*Dawn Ginzl, MPH, Florida Epidemic Intelligence Service Fellow*

*Brittni Jones, Influenza Surveillance Coordinator*



## Summary

For reporting Week 2, regional ILI activity levels were below baseline. However, only 38% of the state network reported for Week 2. Four County Health Departments reported localized ILI activity (Hardee, Hillsborough, Palm Beach and Sarasota), while nine County Health Departments (Brevard, Collier, Duval, Escambia, Hendry, Monroe, Seminole, St. Lucie, and Volusia) reported sporadic ILI activity during Week 2. Twenty-one counties reported no ILI activity and thirty-three counties did not report an activity code.

## Florida Influenza and Influenza-like Illness (ILI) Surveillance

Table 1 outlines the breakdown of specimen testing and weighted ILI activity by region. The overall weighted percent ILI activity for the state for the week ending January 15, 2005 was 1.79%. The Centralwest region reported the highest influenza activity (2.07%) and the Northcentral region reported the lowest influenza activity (0.41%); however, only 38% of the sentinels across the state had reported at the time this report was written.

**TABLE 1. INFLUENZA-LIKE ILLNESS REPORTING AND SPECIMEN TESTING SUMMARY BY REGION**  
Report Date: January 25, 2005

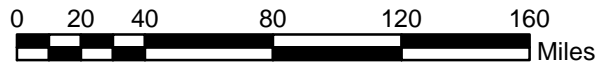

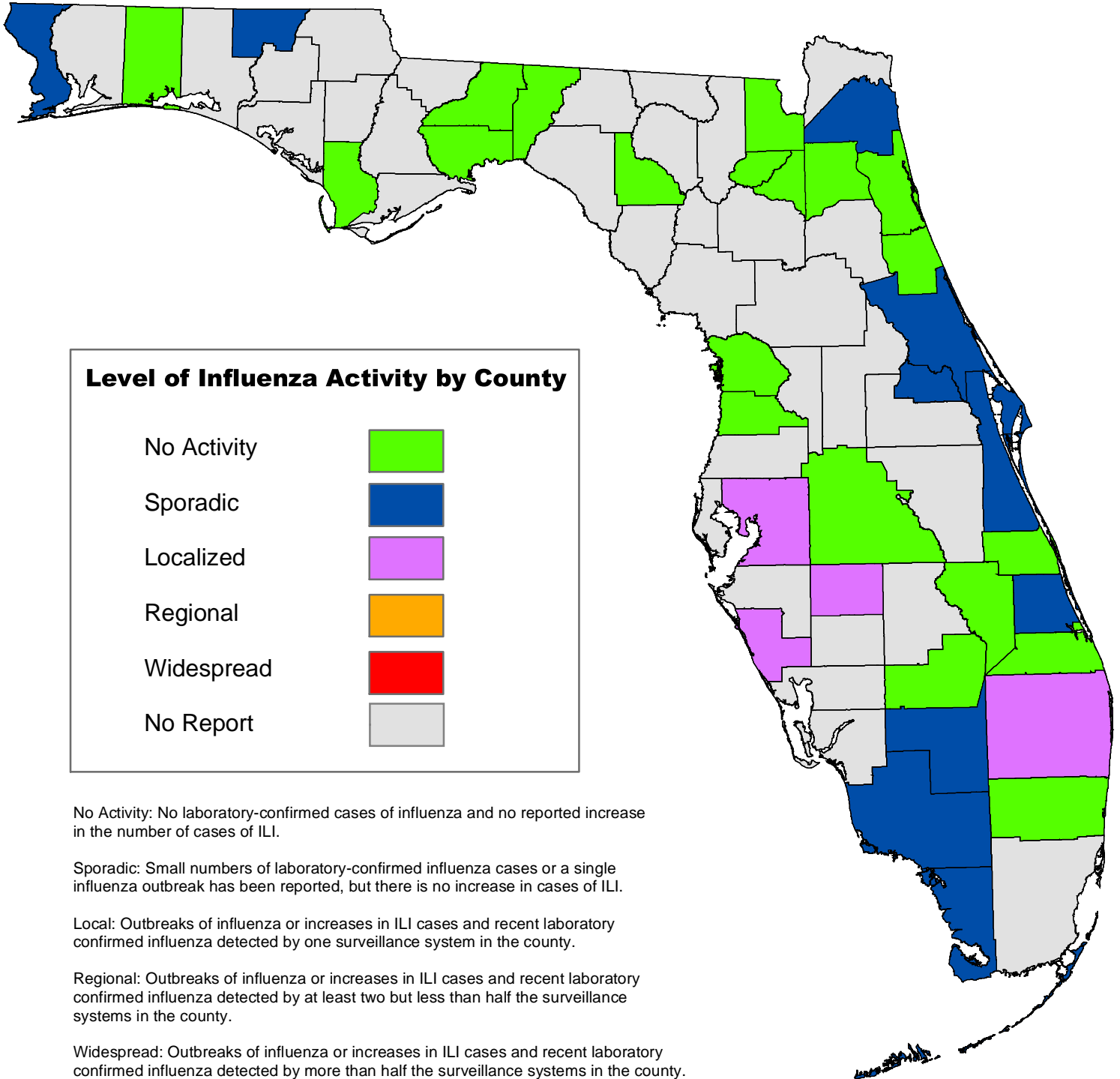
Region	Specimen Testing and Results for the Previous Three Weeks (Wks: 52-2)									Reported ILI* for Week 2: Week ending Jan. 15, 2005
	Total Specimens Tested	A H1N1	A H3N2	A Unk	B Hong Kong	B Shanghai	B Unk	Other Resp.	Percent Positive	
Centraleast	5	-	-	2	1	-	-	1	80.00%	1.73%
Centralwest	6	-	1	3	-	-	-	-	50.00%	2.07%
Northcentral	4	-	3	1	-	-	-	-	100.00%	0.41%
Northeast	5	-	-	1	-	-	-	-	20.00%	1.18%
Northwest	0	-	-	-	-	-	-	-	-	1.39%
Southeast	20	-	2	2	1	-	5	1	55.00%	2.01%
Southwest	3	-	2	1	-	-	-	-	100.00%	0.86%

During the previous three weeks, the Jacksonville Central and Tampa Branch laboratories received forty-three specimens for influenza testing. Of these specimens, twenty-seven tested positive (62.79%) for respiratory viruses: eight isolates were influenza A H3N2, ten isolates were influenza A Unknown species, two isolates were influenza B Hong Kong, five isolates were influenza B Unknown species, and two isolates were Adenovirus.



# Weekly Influenza Activity

Week ending January 15, 2005 - Week 2



1:3781809

**Florida Department of Health**  
**Bureau of Epidemiology**

**Disclaimer:**  
This product is for reference purposes only and is not to be construed as a legal document. Any reliance on the information contained herein is at the user's own risk. The Florida Department of Health and its agents assume no responsibility for any use of the information contained herein or any loss resulting therefrom. Map printed January 20, 2005.

## Influenza Surveillance – Definitions and Reminders

### Influenza Surveillance Regions

**Centraleast:** Brevard, Indian River, Lake, Martin, Orange, Osceola, Seminole, St. Lucie and Volusia.

**Centralwest:** Citrus, Hardee, Hernando, Hillsborough, Manatee, Pasco, Pinellas, Polk and Sumter.

**Northcentral:** Columbia, Dixie, Franklin, Gadsden, Hamilton, Jefferson, Lafayette, Leon, Liberty, Madison, Suwannee, Taylor, and Wakulla.

**Northeast:** Alachua, Baker, Bradford, Clay, Duval, Flagler, Gilchrist, Levy, Marion, Nassau, Putnam, St. Johns and Union.

**Northwest:** Bay, Calhoun, Escambia, Gulf, Holmes, Jackson, Okaloosa, Santa Rosa, Walton and Washington.

**Southeast:** Broward, Miami-Dade, Monroe and Palm Beach.

**Southwest:** Charlotte, Collier, Desoto, Glade, Hendry, Highlands, Lee, Okeechobee and Sarasota.

### Definitions of the influenza activity codes

**No Activity:** No laboratory-confirmed cases of influenza and no reported increase in the number of cases of ILI.

**Sporadic:** Small numbers of laboratory-confirmed influenza cases or a single influenza outbreak has been reported, but there is no increase in cases of ILI.

**Local:** Outbreaks of influenza or increases in ILI cases and recent laboratory-confirmed influenza in a single region of the state.

**Regional:** Outbreaks of influenza or increases in ILI cases and recent laboratory-confirmed influenza in at least two but less than half the regions of the state.

**Widespread:** Outbreaks of influenza or increases in ILI cases and recent laboratory-confirmed influenza in at least half the regions of the state.

### Important Reminders

- \* Influenza activity reporting by sentinel providers is voluntary.
- \* The influenza surveillance data is used to answer the question of where, when, and what viruses are circulating. It can be used to determine if influenza activity is increasing or decreasing, but it cannot be used to ascertain how many people have become ill with influenza so far this season.
- \* Reporting is incomplete for this week. Numbers may change as more reports are received.