

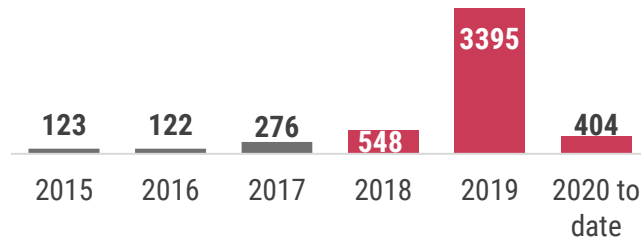
# Hepatitis A Surveillance

## January 1, 2018–March 21, 2020

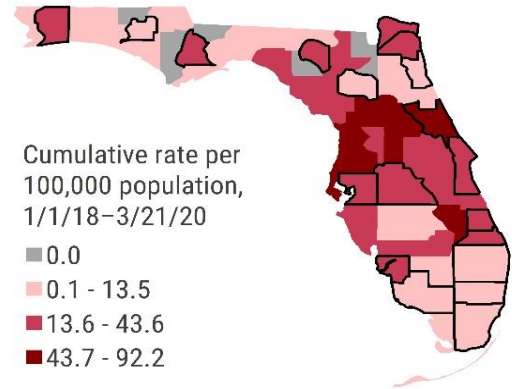


From January 1, 2018 through March 21, 2020, 4,347 hepatitis A cases were reported. ▼

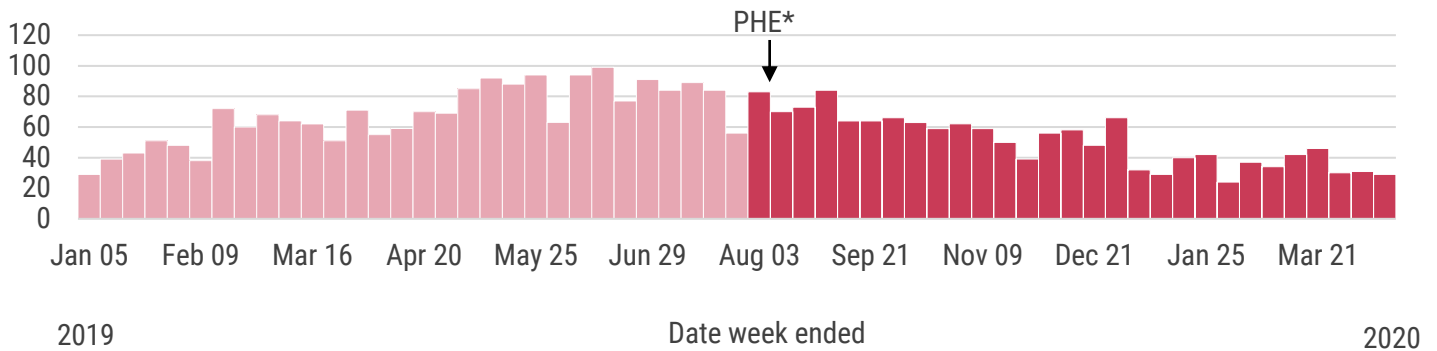
The number of reported hepatitis A cases more than doubled from 2016 to 2017 and nearly doubled again in 2018 after remaining relatively stable in previous years. Case counts in 2019 saw an over 500% increase from 2018.



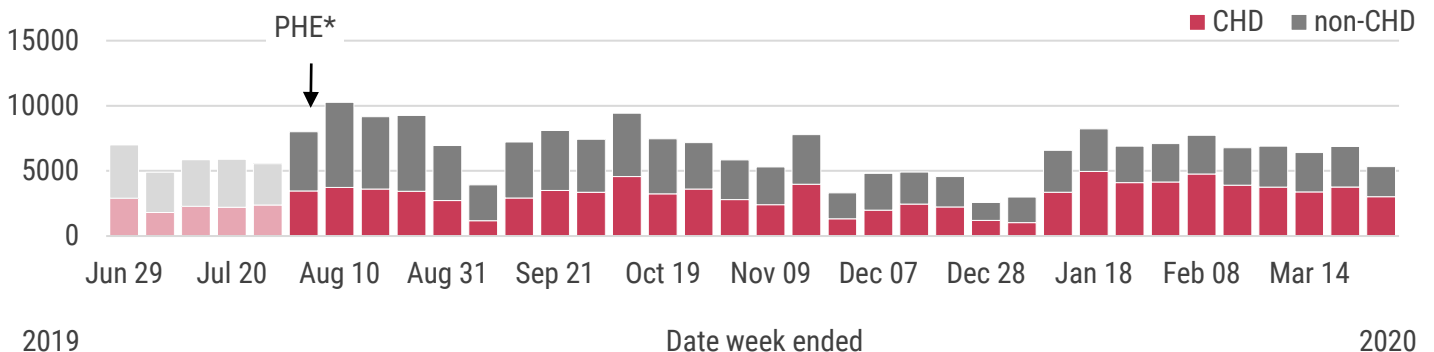
Counties that reported a hepatitis A case last week are outlined in black. Since January 1, 2018, 98% of cases have likely been acquired locally in Florida. ▼



There were 29 hepatitis A cases reported last week. Case counts in weeks prior to the public health emergency declaration are shown in light red while case counts in weeks since are shown in red. ▼



From March 7, 2020 to March 14, 2020, county health departments (CHDs) administered 3,020 (57%) of the total 5,337 first doses of hepatitis A vaccine administered to adults age 18 years and older, as recorded in Florida SHOTS. In 2019 CHDs have administered 196,778 vaccinations and non-CHDs have administered 230,872 vaccinations for a total of 427,650 vaccinations. Vaccinations given before the public health emergency declaration are shown in lighter colors than those given after. Since January 2019, CHDs have administered 196,778 vaccinations and non-CHDs have administered 230,872 vaccinations for a total of 427,650 vaccinations. Since declaration of the PHE, CHDs have administered 104,374 and non-CHDs have administered 115,400 vaccinations. ▼



\*Public health emergency (PHE) issued August 1, 2019



# Hepatitis A Surveillance Systems Summary

## Case Data

- Current case data are preliminary and will change as new information is gathered. The most recent data available are displayed in this report.
- Hepatitis A is a reportable disease in Florida. Case information is documented by county health department epidemiologists in Merlin, Florida's reportable disease surveillance system.
  - Only Florida residents are included in case counts. Hepatitis A case counts include both confirmed and probable cases.
- Map counts and rates are determined by the individual's county of residence; these data do not take into account location of exposure.
- For more information about reportable diseases, please visit [FloridaHealth.gov/DiseaseReporting](https://www.floridahealth.gov/DiseaseReporting).
- For more information about Florida's guides to surveillance and investigation, including disease-specific surveillance case definitions, please visit [FloridaHealth.gov/GSI](https://www.floridahealth.gov/GSI).

## Population Data

- Population data from 2019 used to calculate incidence rates are from FLHealthCHARTS (Community Health Assessment Resource Tool Set).
- For more information about FLHealthCHARTS, please visit [FLHealthCharts.com](https://www.flhealthcharts.com).

## Vaccination Data

- Vaccination data are from Florida's statewide immunization registry, Florida SHOTS. Use of Florida SHOTS is optional for most providers.
- For more information about Florida SHOTS, please visit [flshotsusers.com](https://www.flshotsusers.com).