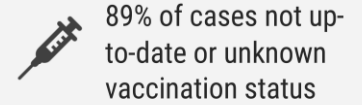
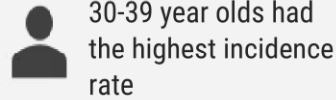
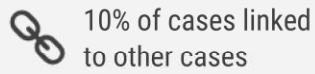
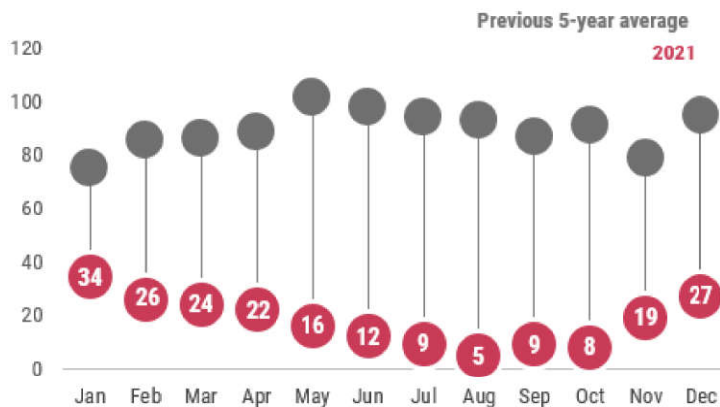


Hepatitis A Surveillance

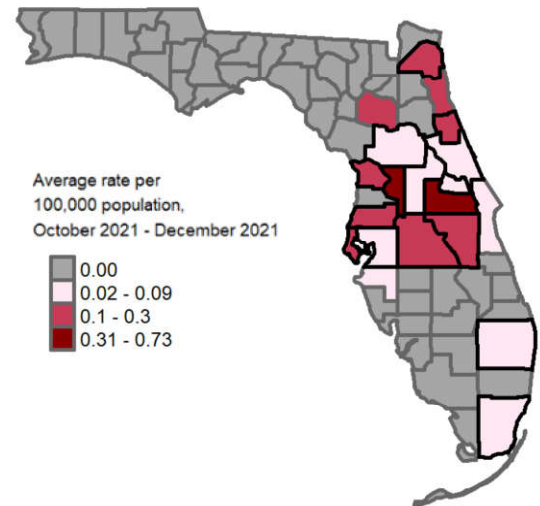
December Key Points



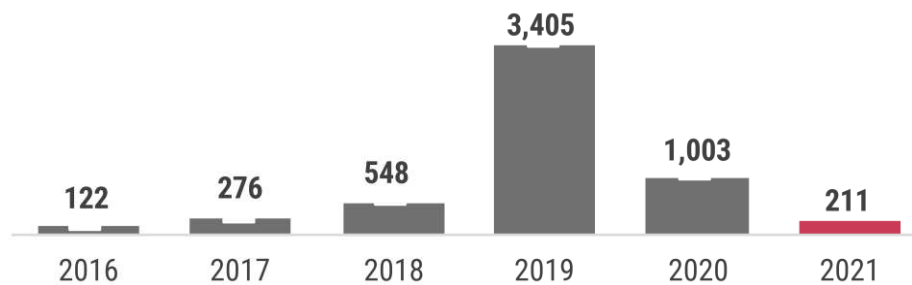
The number of reported hepatitis A cases in December increased from the previous month and was below the previous 5-year average. Since January 1, 2021, 95% of cases have likely been acquired in Florida.



In December 2021, 27 hepatitis A cases were reported in **16 counties**, outlined in black in the map below. From October 2021 through December 2021 the average county rates were highest in Central Florida.



In 2021, **211 hepatitis A cases** were reported. There was a **94% decrease** in overall cases when compared to cases as of December 2019 (n=3,405).



*The white bars indicate the total number of cases as of December for each year



89%
not vaccinated

The best way to prevent hepatitis A infection is through vaccination. In December 2021, 89% of infected people had not received the vaccine or had unknown vaccination status. Since 2006, hepatitis A vaccine has been recommended for all children at age 1 year. Hepatitis A vaccine is also recommended for certain adult high-risk groups, including persons using injection and non-injection drugs, persons experiencing homelessness, and men who have sex with men. To learn more about the hepatitis A vaccine, talk to your doctor or visit: www.CDC.gov/Vaccines/HCP/VIS/VIS-Statements/Hep-A.html.

The COVID-19 pandemic is affecting health care seeking behavior, which may be impacting the diagnosis and reporting of hepatitis A cases that are shown in this report. For more information on the COVID-19 pandemic in Florida, please visit FloridaHealthCOVID-19.gov.

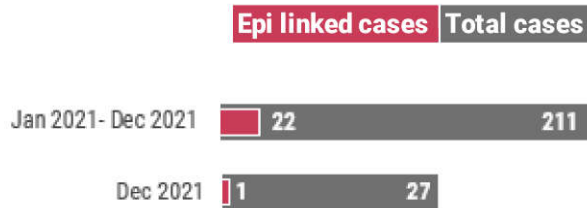


Hepatitis A Surveillance

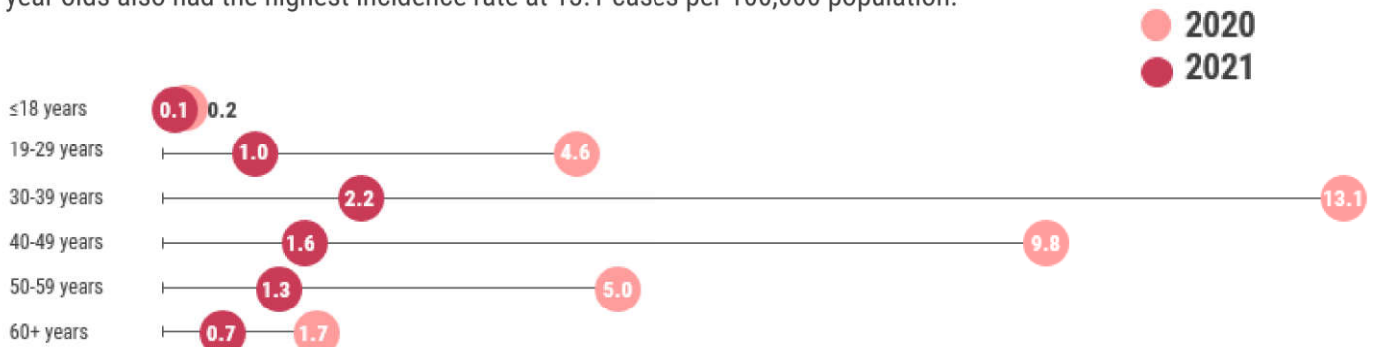


In December 2021, **1 case** was **epidemiologically (epi) linked to another case**. From January 2021 – December 2021, **22 cases** were epi-linked to other cases.


In December 2021, there was an **average of 2 contacts per case**. Contacts are those who were exposed to the virus and recommended prophylaxis for illness prevention.



In 2021, **30-39 year olds had the highest incidence rate at 2.2 cases per 100,000 population**. Similarly in 2020, 30-39 year olds also had the highest incidence rate at 13.1 cases per 100,000 population.



In December 2021, **4 cases were co-infected with chronic hepatitis C** and no cases were co-infected with chronic B. In 2021, the **most common coinfection was with chronic hepatitis C with 15%** of reported cases being coinfecting. Co-infection with more than one type of viral hepatitis can lead to more severe liver disease and increase the risk of **developing liver cancer**.



National activity

Hepatitis A rates have decreased by more than 95% since the first vaccine became available in 1995. However, since outbreaks were first identified in 2016, the Centers for Disease Control and Prevention has been monitoring outbreaks in 37 states. As of December 2021, 14 states (including Florida) have declared an end to their outbreak. More information about these outbreaks can be found here: www.cdc.gov/hepatitis/outbreaks/2017March-HepatitisA.htm

Hepatitis A surveillance goals

- Identify cases to limit transmission
- Identify and prevent outbreaks
- Monitor effectiveness of immunization programs and vaccines

To learn more about hepatitis A, please visit FloridaHealth.gov/HepA. For more information on the data sources used in Florida for hepatitis A surveillance, see the last page of this report.

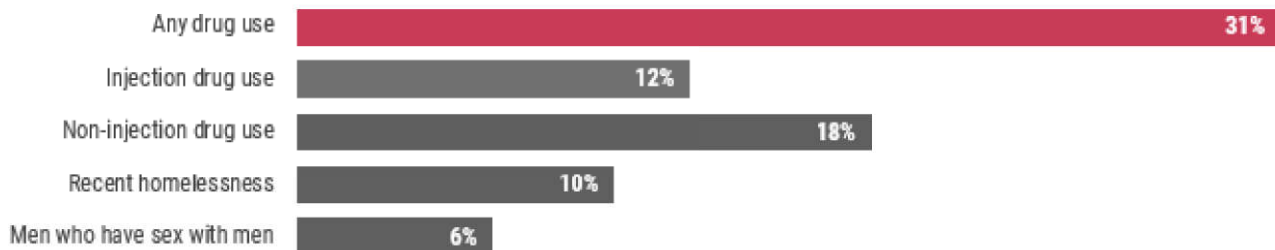
Hepatitis A Surveillance


On August 31, 2021, Florida announced the end of the hepatitis A outbreak due to a decline in reported cases. During the previous 3 months, case numbers have returned to baseline incidence in Florida prior to the outbreak. Ongoing local transmission of hepatitis A was initially reported in 2017 and declared an outbreak on January 1, 2018 with a public health emergency issued by the State Surgeon General in August 2019. Hepatitis A activity will continue to be monitored.

Vaccination is the best way to prevent hepatitis A infection. Health care providers are encouraged to actively offer the hepatitis A vaccine to individuals at risk.

For additional information, please see: <http://www.cdc.gov/hepatitis/outbreaks/2017March-HepatitisA.htm>

 In 2021, 42% of the 211 cases acquired in Florida reported at least one of the risk factors below, while 58% reported no or unknown risk factors. The most commonly identified risk factor was **any drug use**, reported by **65 cases (31%)**. Both **non-injection drug use (18%)** and **injection drug use (12%)** were common forms of drug use reported, followed by **recent homelessness (10%)** and **men who have sex with men (6%)**.



 Hepatitis A infections can be severe, leading to inpatient hospitalization and sometimes death. Since January 1, 2021, **101 (48%) cases** acquired in Florida have been hospitalized due to hepatitis A infection with **1 death** identified as hepatitis A associated.

The Florida Department of Health is actively working to vaccinate those most at risk for hepatitis A infection. In December 2021, 2,123 doses were administered. **The number of first doses of hepatitis A vaccine administered by both private providers and county health departments to adults age 18 years and older, as recorded in Florida SHOTS, decreased and was below the previous 5-year-average.** This may be due to changes in vaccine administration during the COVID-19 pandemic. **Vaccination is the best way to prevent hepatitis A infection.**

