

Hepatitis A Surveillance

November Key Points



17 cases



12% of cases linked to other cases



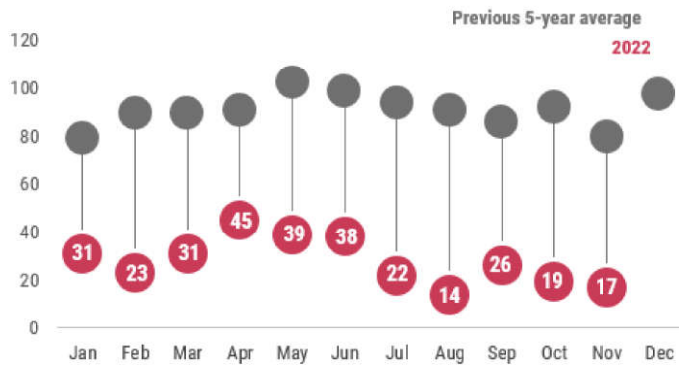
30-39 year olds had the highest incidence



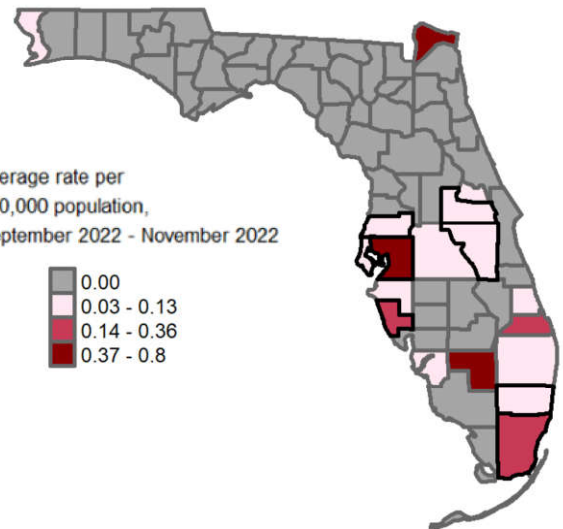
59% of cases were not up-to-date and 41% of cases had unknown vaccination status.



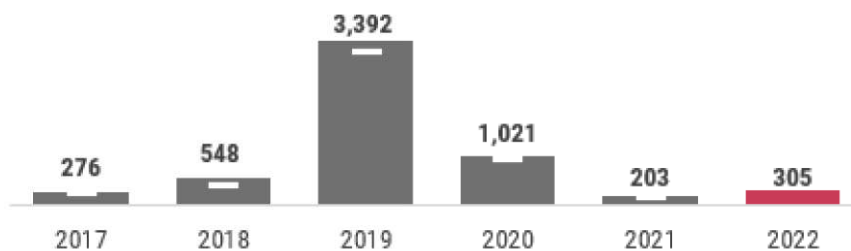
The number of reported hepatitis A cases in November decreased from the previous month and was below the previous 5-year average.



In November 2022, 17 hepatitis A cases were reported in 8 counties, outlined in black in the map below. From September 2022 through November 2022, the average county rates were lowest throughout northwest Florida.



In 2022, 305 hepatitis A cases* were reported.



*The white bars indicate the total number of cases as of November for each year



100%
not vaccinated

The best way to prevent hepatitis A infection is through vaccination. In November 2022, 100% of reported cases had not received the vaccine or had unknown vaccination status. Of the 100%, 59% of cases were not-up to date on hepatitis A vaccinations and 41% of cases had unknown hepatitis A vaccination status. Since 2006, hepatitis A vaccine has been recommended for all children at age 1 year. Hepatitis A vaccine is also recommended for certain adult high-risk groups, including persons using injection and non-injection drugs, persons experiencing homelessness, and men who have sex with men. To learn more about the hepatitis A vaccine, talk to your doctor or visit: www.CDC.gov/Vaccines/HCP/VIS/VIS-Statements/Hep-A.html.


* Of the reported cases in 2022, 7 cases had illness prior to 2021, but were not reported prior to 2022.

Hepatitis A Surveillance



In November 2022, **two cases** were **epidemiologically (epi) linked to another case**. From January 2022–November 2022, **37 cases** were epi-linked to other cases.

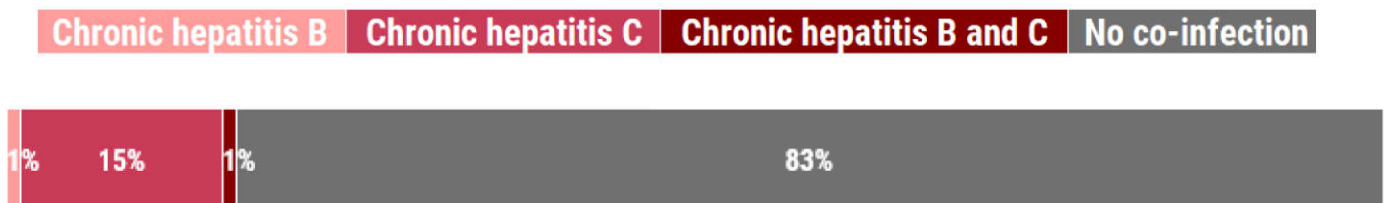
In November 2022, there was an average of **2 contacts to reported cases**. Contacts are those who were exposed to the virus and recommended prophylaxis for illness prevention.



In 2022, **30-39 year olds** have the highest incidence rate at **3.60 cases per 100,000 population**.



In November 2022, one case was co-infected with chronic hepatitis C and one case was co-infected with chronic hepatitis B. In 2021, the **most common coinfection was with chronic hepatitis C with 15%** of reported cases being coinfected. **Co-infection with more than one type of viral hepatitis can lead to more severe liver disease and increase the risk of developing liver cancer.**



National activity

Hepatitis A rates have decreased by more than 95% since the first vaccine became available in 1995. However, since outbreaks were first identified in 2016, the Centers for Disease Control and Prevention has been monitoring outbreaks in 37 states. More information about these outbreaks can be found here: www.cdc.gov/hepatitis/outbreaks/2017March-HepatitisA.htm

Hepatitis A surveillance goals

- Identify cases to limit transmission
- Identify and prevent outbreaks
- Monitor effectiveness of immunization programs and vaccines

To learn more about hepatitis A, please visit FloridaHealth.gov/diseases-and-conditions/vaccine-preventable-disease/hepatitis-a. For more information on the data sources used in Florida for hepatitis A surveillance, see the last page of this report.

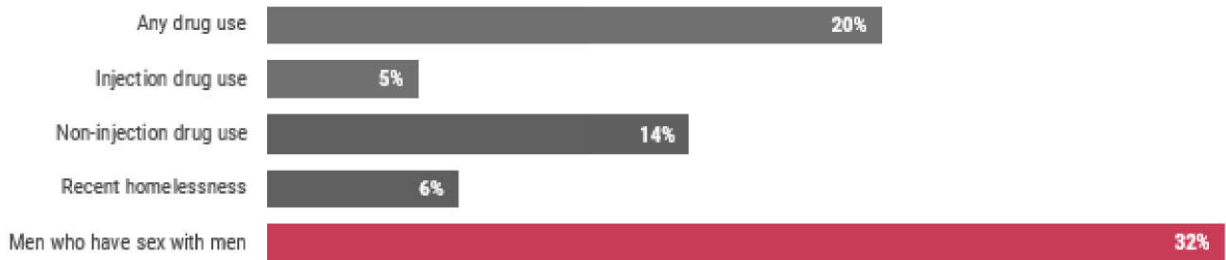
Hepatitis A Surveillance

Vaccination is the best way to prevent hepatitis A infection. Health care providers are encouraged to actively offer the hepatitis A vaccine to individuals at risk including men who have sex with men.

For more information about hepatitis A vaccination in Florida visit: <https://www.floridahealth.gov/diseases-and-conditions/hepatitis/hepatitis-vaccination-testing-program.html>



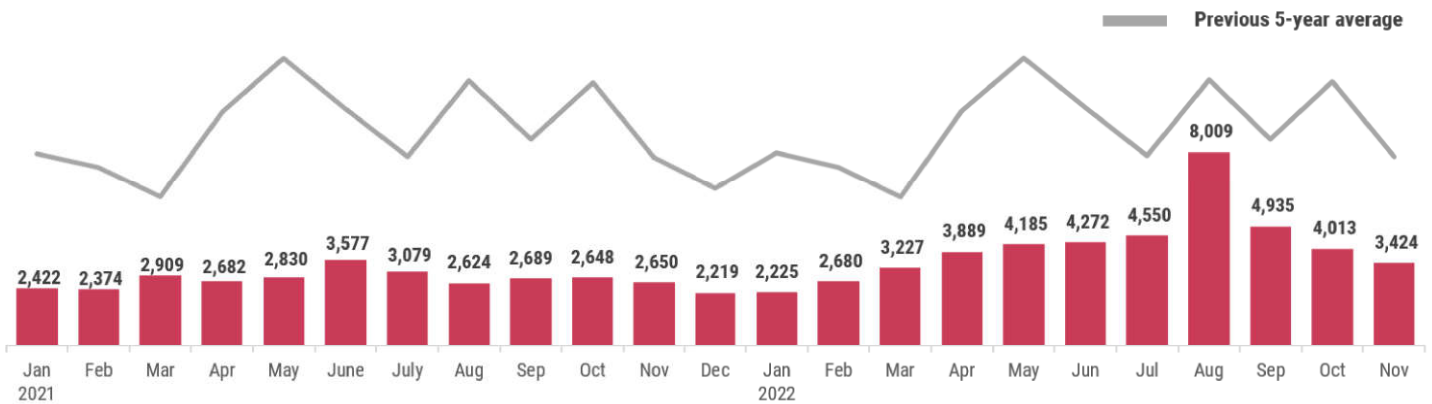
In 2022, 45% of the 305 cases* in Florida reported at least one of the risk factors below, while 55% reported no or unknown risk factors. The most commonly identified risk factor was **men who have sex with men**, reported by 95 cases (32%). The next most common risk factor was **any drug use** (20%) reported in 61 cases. The most common form of drug use was **non-injection drug** (14%) reported in 42 cases. **Injection drug use** (5%) was reported in 15 cases. **Recent homelessness** was reported in 6% of reported cases. In 2022, there has been an **increase** in reported cases among men who have sex with men when compared to 2021.



Hepatitis A infections can be severe, leading to inpatient hospitalization and sometimes death. In 2022, 190 cases (64%) reported in Florida* have been hospitalized due to hepatitis A infection. One death has been identified as hepatitis A associated in 2022.



The Florida Department of Health is actively working to vaccinate those most at risk for hepatitis A infection. In November 2022, 3,424 doses were administered. The number of first doses of hepatitis A vaccine administered by both private providers and county health departments to adults age 18 years and older, as recorded in Florida SHOTS, decreased and was below the previous 5-year-average. Vaccination is the best way to prevent hepatitis A infection.



* The 7 cases with illness prior to 2021 are excluded from this analysis.