

Hepatitis A Surveillance

October Key Points



19 cases



4% of cases linked to other cases



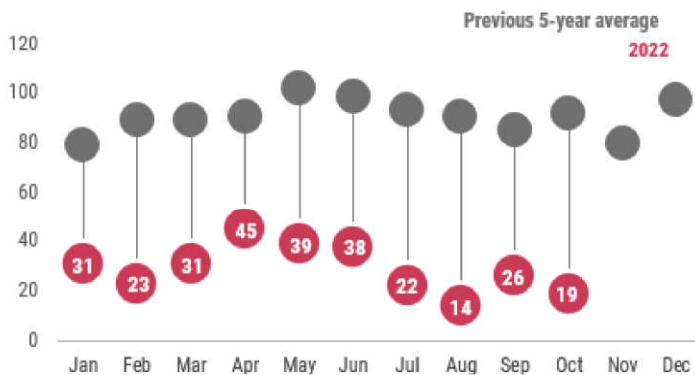
30-39 year olds had the highest incidence



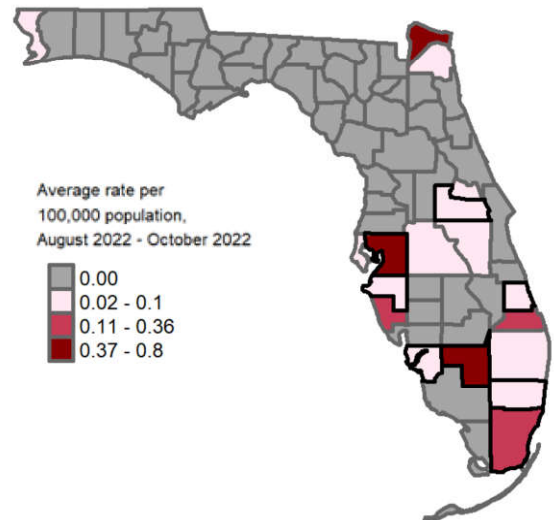
53% of cases were not up-to-date and 42% of cases had unknown vaccination status.



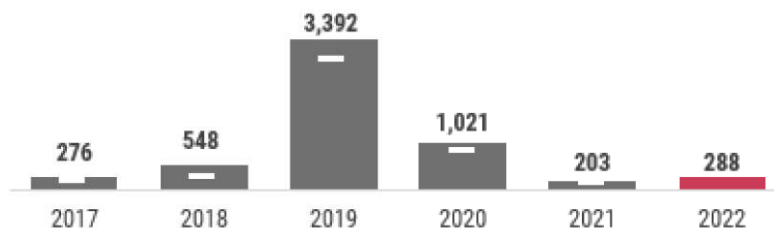
The number of reported hepatitis A cases in October decreased from the previous month and was below the previous 5-year average.



In October 2022, 19 hepatitis A cases were reported in 8 counties, outlined in black in the map below. From August 2022 through October 2022, the average county rates were lowest throughout northwest Florida.



In 2022, 288 hepatitis A cases* were reported.



*The white bars indicate the total number of cases as of October for each year



95%
not vaccinated

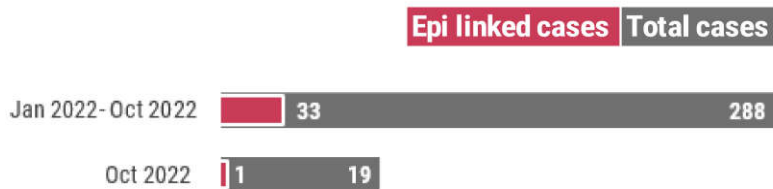
The best way to prevent hepatitis A infection is through vaccination. In October 2022, 95% of reported cases had not received the vaccine or had unknown vaccination status. Of the 95%, 53% of cases were not-up to date on hepatitis A vaccinations and 42% of cases had unknown hepatitis A vaccination status. Since 2006, hepatitis A vaccine has been recommended for all children at age 1 year. Hepatitis A vaccine is also recommended for certain adult high-risk groups, including persons using injection and non-injection drugs, persons experiencing homelessness, and men who have sex with men. To learn more about the hepatitis A vaccine, talk to your doctor or visit: www.CDC.gov/Vaccines/HCP/VIS/VIS-Statements/Hep-A.html.

* Of the reported cases in 2022, 7 cases had illness prior to 2021, but were not reported prior to 2022.

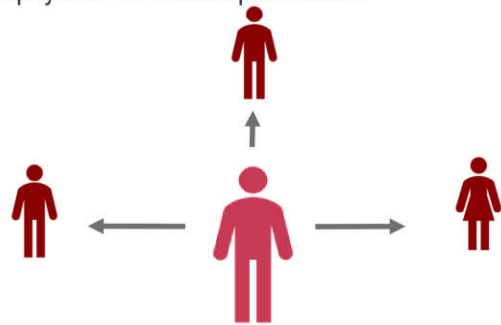
Hepatitis A Surveillance



In October 2022, **one case** was **epidemiologically (epi) linked to another case**. From January 2022–October 2022, **33 cases** were epi-linked to other cases.



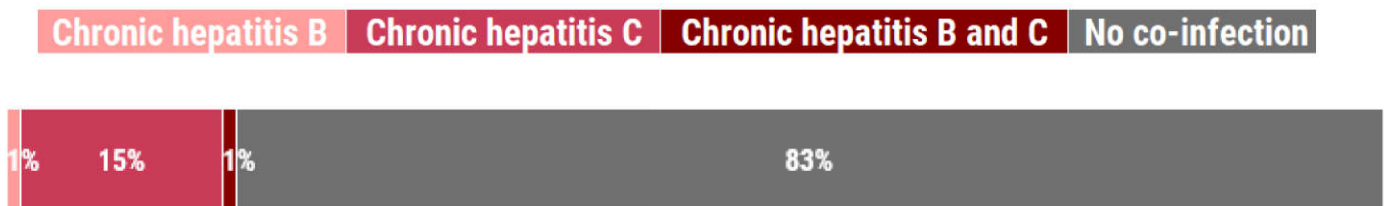
In October 2022, there was an average of **3 contacts to reported cases**. Contacts are those who were exposed to the virus and recommended prophylaxis for illness prevention.



In 2022, **30-39 year olds** have the highest incidence rate at **3.27 cases per 100,000 population**.



In October 2022, no cases were co-infected with chronic hepatitis C and one case was co-infected with chronic hepatitis B. In 2021, the **most common coinfection was with chronic hepatitis C with 15%** of reported cases being coinfected. **Co-infection with more than one type of viral hepatitis can lead to more severe liver disease and increase the risk of developing liver cancer.**



National activity

Hepatitis A rates have decreased by more than 95% since the first vaccine became available in 1995. However, since outbreaks were first identified in 2016, the Centers for Disease Control and Prevention has been monitoring outbreaks in 37 states. More information about these outbreaks can be found here: www.cdc.gov/hepatitis/outbreaks/2017March-HepatitisA.htm

Hepatitis A surveillance goals

- Identify cases to limit transmission
- Identify and prevent outbreaks
- Monitor effectiveness of immunization programs and vaccines

To learn more about hepatitis A, please visit FloridaHealth.gov/diseases-and-conditions/vaccine-preventable-disease/hepatitis-a. For more information on the data sources used in Florida for hepatitis A surveillance, see the last page of this report.

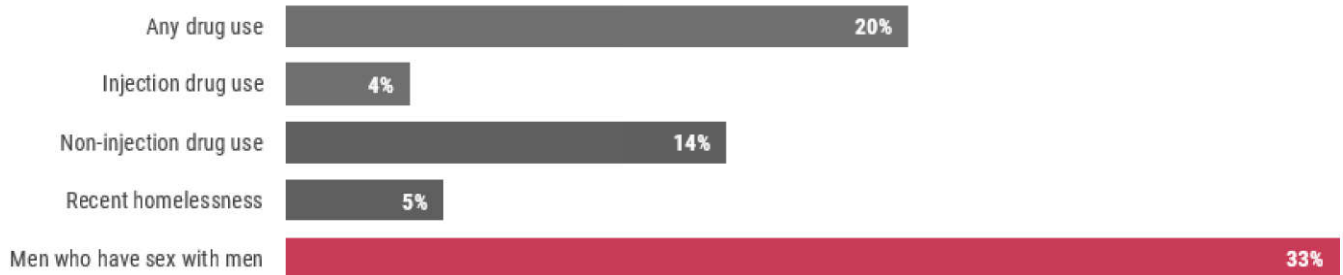
Hepatitis A Surveillance

Vaccination is the best way to prevent hepatitis A infection. Health care providers are encouraged to actively offer the hepatitis A vaccine to individuals at risk including men who have sex with men.

For more information about hepatitis A vaccination in Florida visit: <https://www.floridahealth.gov/diseases-and-conditions/hepatitis/hepatitis-vaccination-testing-program.html>



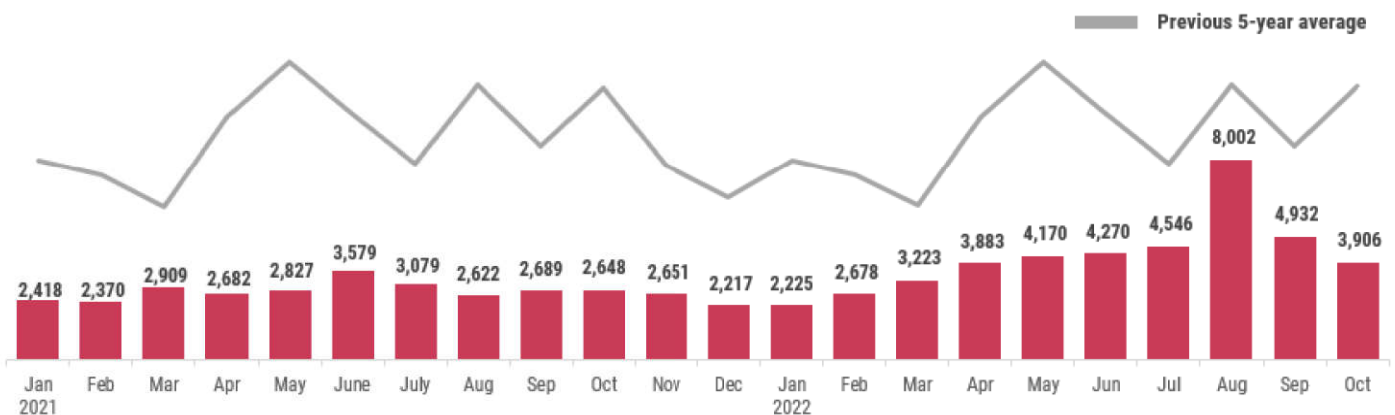
In 2022, 44% of the 281 cases* in Florida reported at least one of the risk factors below, while 56% reported no or unknown risk factors. The most commonly identified risk factor was **men who have sex with men**, reported by 93 cases (33%). The next most common risk factor was **any drug use** (20%) reported in 55 cases. The most common form of drug use was **non-injection drug** (14%) reported in 39 cases. **Injection drug use** (4%) was reported in 11 cases. **Recent homelessness** was reported in 5% of reported cases. In 2022, there has been an **increase** in reported cases among men who have sex with men when compared to 2021.



Hepatitis A infections can be severe, leading to inpatient hospitalization and sometimes death. In 2022, 178 cases (63%) reported in Florida* have been hospitalized due to hepatitis A infection. One death has been identified as hepatitis A associated in 2022.



The Florida Department of Health is actively working to vaccinate those most at risk for hepatitis A infection. In October 2022, 3,906 doses were administered. The number of first doses of hepatitis A vaccine administered by both private providers and county health departments to adults age 18 years and older, as recorded in Florida SHOTS, decreased and was below the previous 5-year-average. Vaccination is the best way to prevent hepatitis A infection.



* The 7 cases with illness prior to 2021 are excluded from this analysis.