

Hepatitis A Surveillance

July Key Points



5 cases



0% of cases linked to other cases



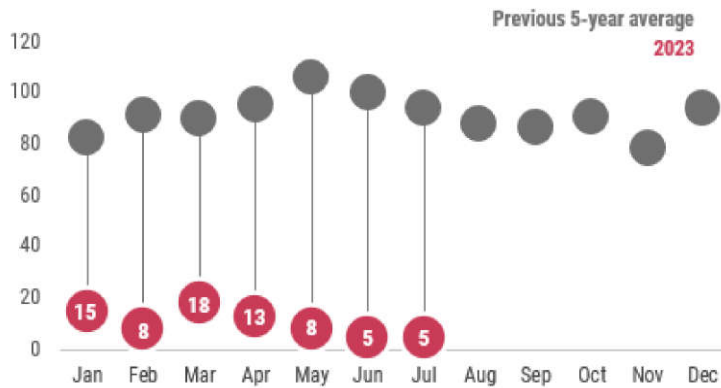
30-39 year olds had the highest incidence



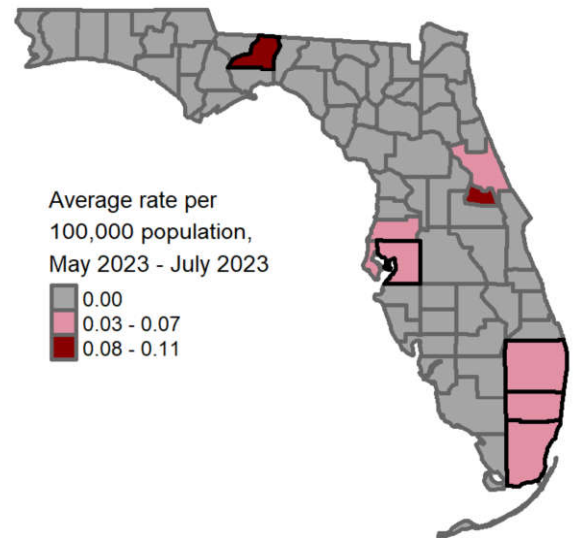
60% of cases were not up-to-date and 20% of cases had unknown vaccination status.



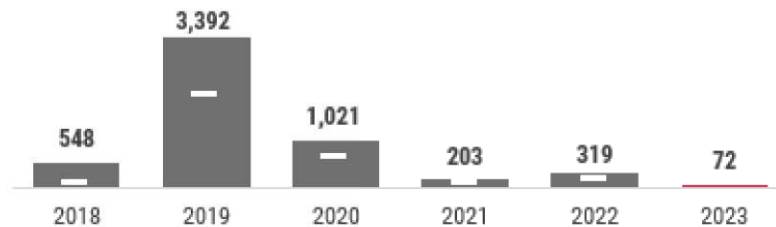
The number of reported hepatitis A cases in July remained stable from the previous month and was below the previous 5-year average.



In July 2023, 5 hepatitis A cases were reported in 5 counties, outlined in black in the map below. From May 2023 through July 2023, the average county rates were lowest throughout northeast Florida.



In 2023, 72 hepatitis A cases were reported.



*The white bars indicate the total number of cases as of July for each year



80%
not vaccinated

The best way to prevent hepatitis A infection is through vaccination. In July 2023, 80% of reported cases had not received the vaccine or had unknown vaccination status. Of the 80%, 60% of cases were not-up to date on hepatitis A vaccinations and 20% of cases had unknown hepatitis A vaccination status. Since 2006, hepatitis A vaccine has been recommended for all children at age 1 year. Hepatitis A vaccine is also recommended for certain adult high-risk groups, including persons using injection and non-injection drugs, persons experiencing homelessness, and men who have sex with men. To learn more about the hepatitis A vaccine, talk to your doctor or visit: www.CDC.gov/Vaccines/HCP/VIS/VIS-Statements/Hep-A.html.

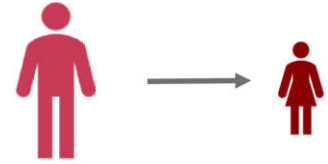
Hepatitis A Surveillance




In July 2023, **0 cases** were **epidemiologically (epi) linked to another case**. In 2023, **12 cases** were **epi-linked to another case**.



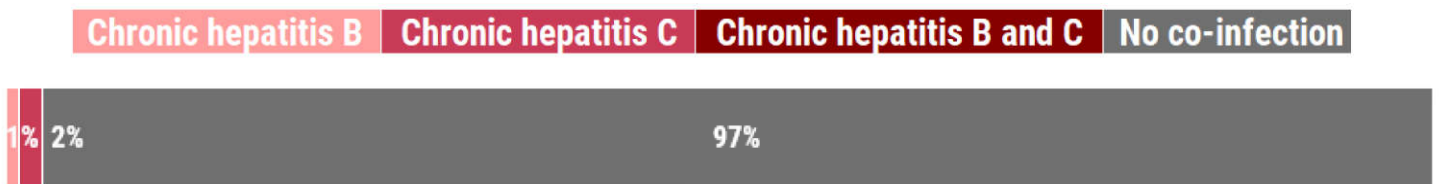
In July 2023, there was an average of **1 contacts to reported cases**. Contacts are those who were exposed to the virus and recommended prophylaxis for illness prevention.



In 2023, **30-39 year olds** have the highest incidence rate at **0.67 cases per 100,000 population**.



In July 2023, **no cases** were co-infected with chronic hepatitis C and **no cases** were co-infected with chronic hepatitis B. In 2022, most cases (97%) had no co-infection. **Co-infection with more than one type of viral hepatitis can lead to more severe liver disease and increase the risk of developing liver cancer.**



National activity

Hepatitis A rates have decreased by more than 95% since the first vaccine became available in 1995. However, since outbreaks were first identified in 2016, the Centers for Disease Control and Prevention has been monitoring outbreaks in 37 states. More information about these outbreaks can be found here: www.cdc.gov/hepatitis/outbreaks/2017March-HepatitisA.htm

Hepatitis A surveillance goals

- Identify cases to limit transmission
- Identify and prevent outbreaks
- Monitor effectiveness of immunization programs and vaccines

To learn more about hepatitis A, please visit FloridaHealth.gov/diseases-and-conditions/vaccine-preventable-disease/hepatitis-a. For more information on the data sources used in Florida for hepatitis A surveillance, see the last page of this report.

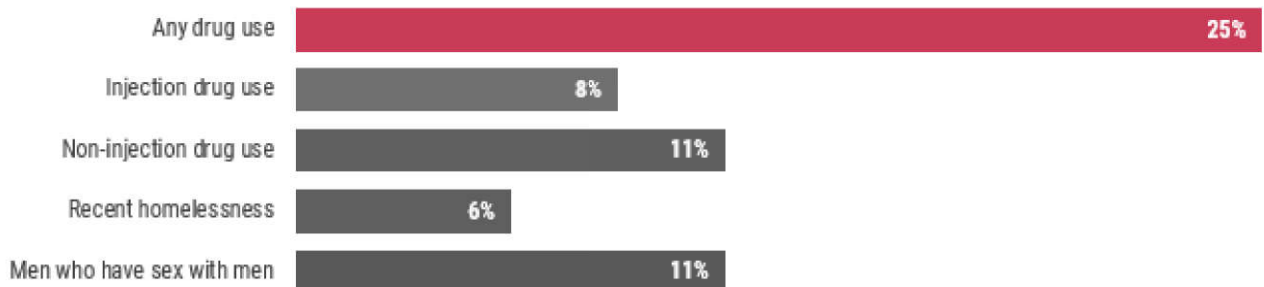
Hepatitis A Surveillance

Vaccination is the best way to prevent hepatitis A infection. Health care providers are encouraged to actively offer the hepatitis A vaccine to individuals at risk including men who have sex with men.

For more information about hepatitis A vaccination in Florida visit: <https://www.floridahealth.gov/diseases-and-conditions/hepatitis/hepatitis-vaccination-testing-program.html>



In 2023, 35% of the 72 cases in Florida reported at least one of the risk factors below, while 65% reported no or unknown risk factors. The most commonly identified risk factor was **any drug use**, reported by 18 cases (25%). The next most common risk factors were **non-injection drug use** (11%) reported in 8 cases and **men who have sex with men** (11%) reported in 8 cases followed by **injection drug use** (8%) reported in 6 cases. **Recent homelessness** was reported in 6% of cases.



Hepatitis A infections can be severe, leading to inpatient hospitalization and sometimes death. In 2023, 43 cases (60%) reported in Florida have been hospitalized due to hepatitis A infection. No deaths have been identified as hepatitis A associated in 2023.



The Florida Department of Health is actively working to vaccinate those most at risk for hepatitis A infection. In July 2023, 4,408 doses were administered. **The number of first doses of hepatitis A vaccine administered by both private providers and county health departments to adults age 18 years and older, as recorded in Florida SHOTS, decreased and was below the previous 5-year-average. Vaccination is the best way to prevent hepatitis A infection.**

