

# Hepatitis A Surveillance

## May Key Points



11 cases



0% of cases linked to other cases



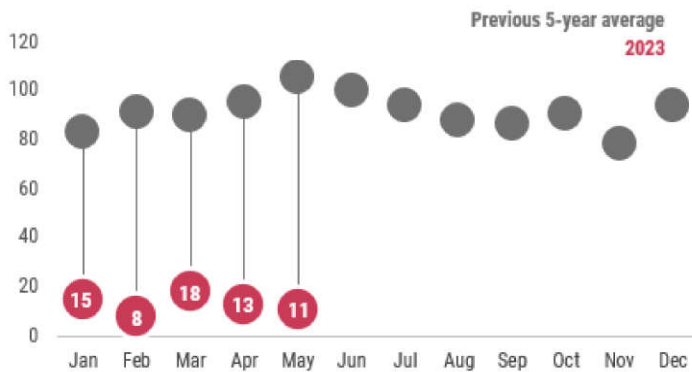
40-49 year olds had the highest incidence



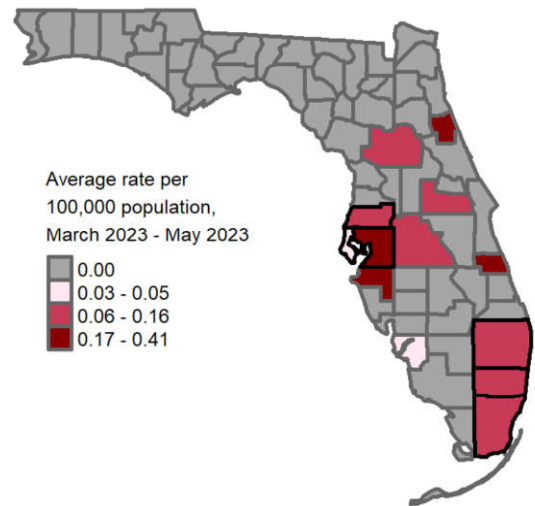
36% of cases were not up-to-date and 36% of cases had unknown vaccination status.



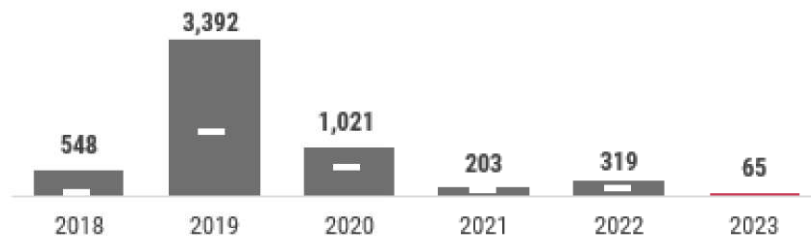
The number of reported hepatitis A cases in May decreased from the previous month and was below the previous 5-year average.



In May 2023, 11 hepatitis A cases were reported in 6 counties, outlined in black in the map below. From March 2023 through May 2023, the average county rates were lowest throughout northwest Florida.



In 2023, 65 hepatitis A cases were reported.



\*The white bars indicate the total number of cases as of May for each year



**72%**  
not vaccinated

The best way to prevent hepatitis A infection is through vaccination. In May 2023, 72% of reported cases had not received the vaccine or had unknown vaccination status. Of the 72%, 36% of cases were not-up to date on hepatitis A vaccinations and 36% of cases had unknown hepatitis A vaccination status. Since 2006, hepatitis A vaccine has been recommended for all children at age 1 year. Hepatitis A vaccine is also recommended for certain adult high-risk groups, including persons using injection and non-injection drugs, persons experiencing homelessness, and men who have sex with men. To learn more about the hepatitis A vaccine, talk to your doctor or visit: [www.CDC.gov/Vaccines/HCP/VIS/VIS-Statements/Hep-A.html](http://www.CDC.gov/Vaccines/HCP/VIS/VIS-Statements/Hep-A.html).

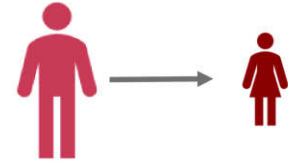
# Hepatitis A Surveillance




In May 2023, **0 cases** were **epidemiologically (epi) linked to another case**. In 2023, **12 cases** were **epi-linked to another case**.

	Epi linked cases	Total cases
Jan 2023- May 2023	12	65
May 2023	0	11

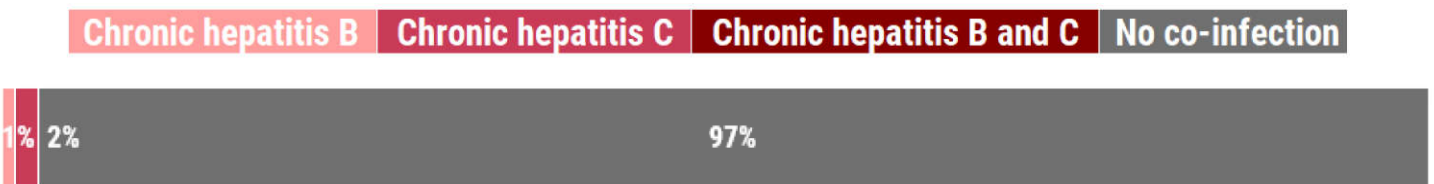
In May 2023, there was an average of **1 contact to reported cases**. Contacts are those who were exposed to the virus and recommended prophylaxis for illness prevention.



In 2023, **40-49 year olds** have the highest incidence rate at **0.57 cases per 100,000 population**.



In May 2023, **1 case** was **co-infected with chronic hepatitis C** and no cases were co-infected with chronic hepatitis B. In 2022, most cases (97%) had no co-infection. **Co-infection with more than one type of viral hepatitis can lead to more severe liver disease and increase the risk of developing liver cancer.**



## National activity

Hepatitis A rates have decreased by more than 95% since the first vaccine became available in 1995. However, since outbreaks were first identified in 2016, the Centers for Disease Control and Prevention has been monitoring outbreaks in 37 states. More information about these outbreaks can be found here: [www.cdc.gov/hepatitis/outbreaks/2017March-HepatitisA.htm](http://www.cdc.gov/hepatitis/outbreaks/2017March-HepatitisA.htm)

## Hepatitis A surveillance goals

- Identify cases to limit transmission
- Identify and prevent outbreaks
- Monitor effectiveness of immunization programs and vaccines

To learn more about hepatitis A, please visit [FloridaHealth.gov/diseases-and-conditions/vaccine-preventable-disease/hepatitis-a](http://FloridaHealth.gov/diseases-and-conditions/vaccine-preventable-disease/hepatitis-a). For more information on the data sources used in Florida for hepatitis A surveillance, see the last page of this report.

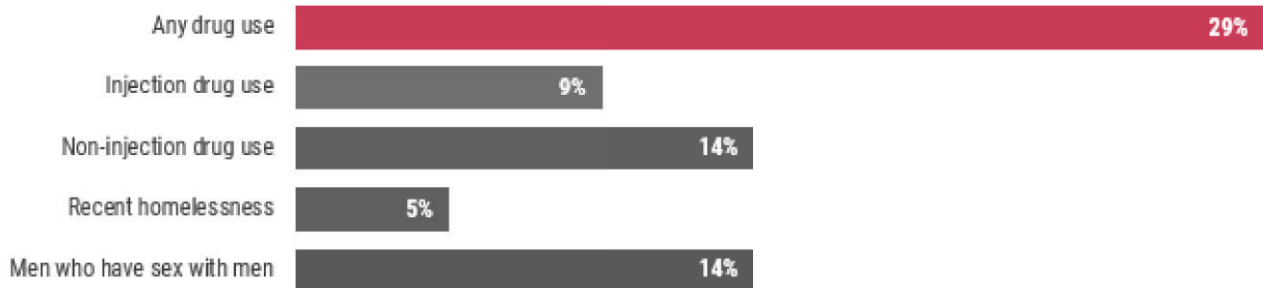
# Hepatitis A Surveillance

Vaccination is the best way to prevent hepatitis A infection. Health care providers are encouraged to actively offer the hepatitis A vaccine to individuals at risk including men who have sex with men.

For more information about hepatitis A vaccination in Florida visit: <https://www.floridahealth.gov/diseases-and-conditions/hepatitis/hepatitis-vaccination-testing-program.html>



In 2023, 38% of the 65 cases in Florida reported at least one of the risk factors below, while 62% reported no or unknown risk factors. The most commonly identified risk factor was **any drug use**, reported by 19 cases (29%). The next most common risk factor was **non-injection drug use** (14%) reported in 9 cases followed by **injection drug use** (9%) reported in 6 cases. **Men who have sex with men** was reported in 14% of reported cases, followed by **recent homelessness** reported in 5% of cases.



Hepatitis A infections can be severe, leading to inpatient hospitalization and sometimes death. In 2023, 36 cases (55%) reported in Florida have been hospitalized due to hepatitis A infection. No deaths have been identified as hepatitis A associated in 2023.



The Florida Department of Health is actively working to vaccinate those most at risk for hepatitis A infection. In May 2023, 5,052 doses were administered. The number of first doses of hepatitis A vaccine administered by both private providers and county health departments to adults age 18 years and older, as recorded in Florida SHOTS, increased and was below the previous 5-year-average. Vaccination is the best way to prevent hepatitis A infection.

