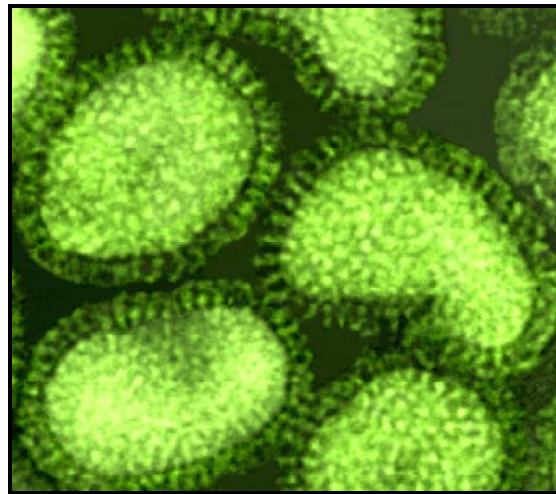


Florida Influenza Surveillance



*Week Ending October 23, 2004
(Week 42)*

*Angela Fix, MPH, Respiratory Disease
Epidemiologist*

*Melissa Covey, Influenza Surveillance
Coordinator*

Summary

Influenza-like illness (ILI) activity increased in the Centraleast region for the week ending October 23, 2004 (Week 42); however, the reported ILI activity level in that region, as well as all other regions remained below the baseline. Palm Beach County and Sarasota County Health Departments reported sporadic ILI activity during week 42. Brevard County Health Department reported localized ILI activity while 30 counties reported no activity. Thirty-four counties did not report their ILI activity. Laboratory testing by the state laboratories during week 42 confirmed an Influenza B Shanghai-like specimen by culture.

Florida Influenza and Influenza-like Illness (ILI) Surveillance

Table 1 shows the breakdown of specimen testing and weighted ILI activity by region. The overall weighted percent ILI activity for the state for the week ending October 23, 2004 was 1.49%. This is a statistically significant ($p = 0.0078$) increase from the previous week's activity of 1.15%. The Centraleast region reported the highest activity (3.77%) and the Northcentral region reported the lowest activity (0.19%).

None of the 10 specimens submitted to the Jacksonville Central and Tampa Branch laboratories for influenza isolate testing during the week ending October 23, 2004 were found positive for influenza. A previously reported (from week 41) positive Influenza B specimen from the Southeast region was culture confirmed positive as Influenza B Shanghai-like during week 42.

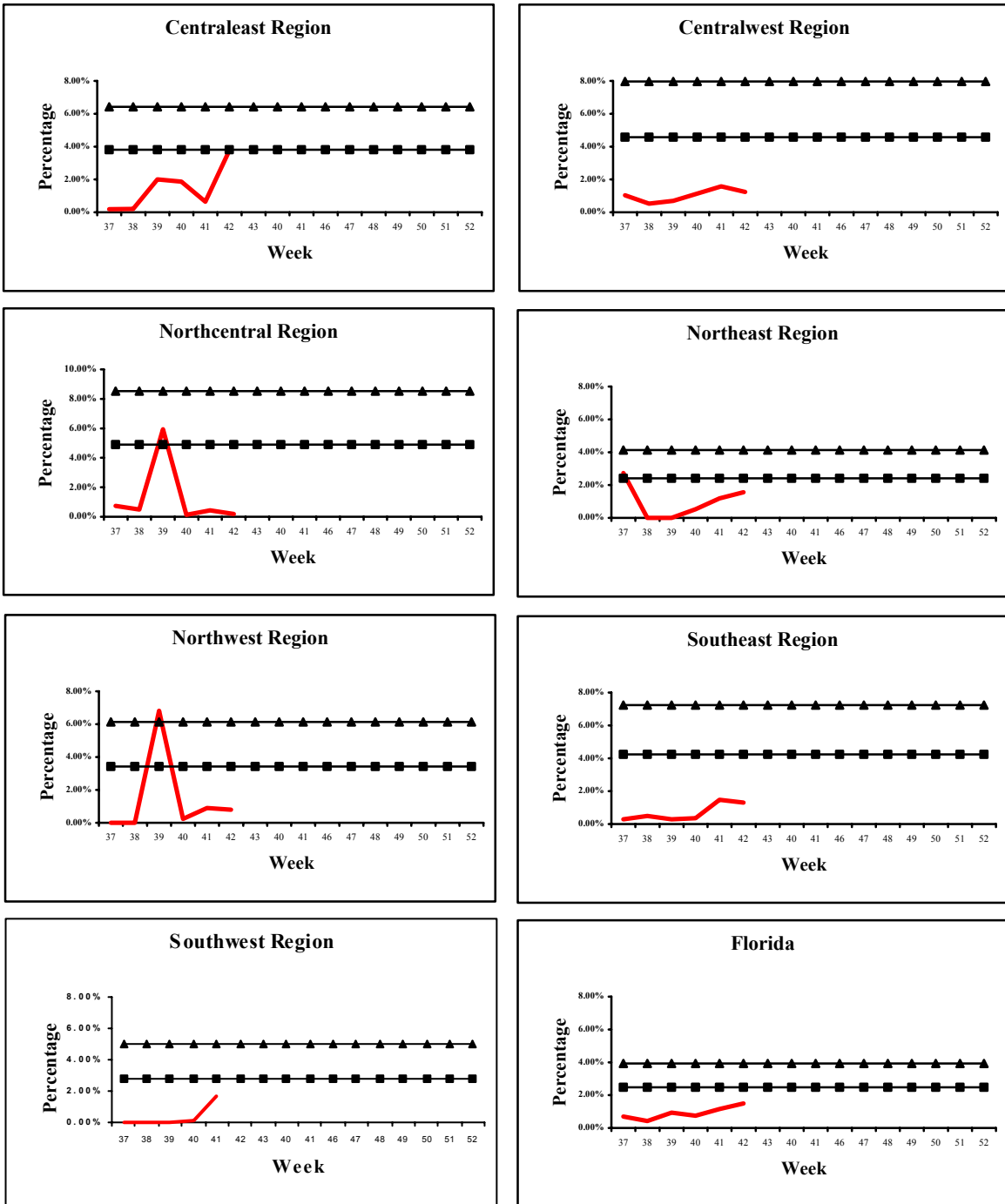
**TABLE 1. INFLUENZA-LIKE ILLNESS REPORTING AND SPECIMEN TESTING SUMMARY BY REGION
WEEK ENDING 10/23/04 (WEEK 42)
Report Date: October 29, 2004**

| Region | Total Specimens Tested | A H1N1 | A H3N2 | A-Unk | B | Percent Positive | Reported ILI (Weighted %) |
|--------------|------------------------|--------|--------|-------|---|------------------|---------------------------|
| Centraleast | 1 | - | - | - | - | 0.00% | 3.77% |
| Centralwest | 7 | - | - | - | - | 0.00% | 1.24% |
| Northcentral | 0 | - | - | - | - | - | 0.19% |
| Northeast | 0 | - | - | - | - | - | 1.56% |
| Northwest | 0 | - | - | - | - | - | 0.80% |
| Southeast | 1 | - | - | - | - | 0.00% | 1.31% |
| Southwest | 1 | - | - | - | - | 0.00% | 0.34% |

Influenza-like Illness Graphs By Region

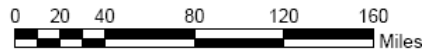
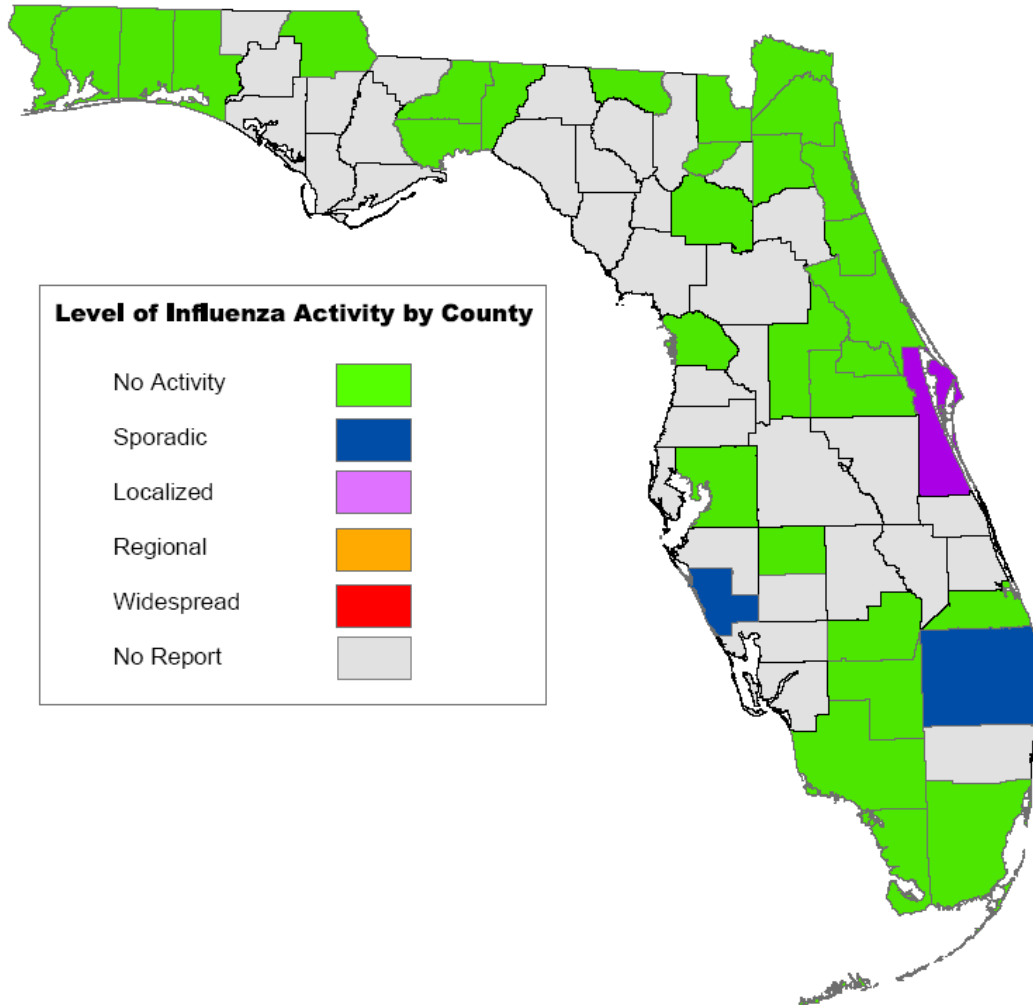
■ ■ ■ ■ ■ ■ **Baseline:** A bar line that exceeds the baseline indicates moderate ILI activity

▲ ▲ ▲ ▲ ▲ ▲ **Threshold:** A bar line that exceeds the threshold indicates high ILI activity



Weekly Influenza Activity

Week ending October 23, 2004 - Week 42



1:4050884



Florida Department of Health
Bureau of Epidemiology

Disclaimer:
This product is for reference purposes only and is not to be construed as a legal document. Any reliance on the information contained herein is at the user's own risk. The Florida Department of Health and its agents assume no responsibility for any use of the information contained herein or any loss resulting therefrom. Map printed November 1, 2004.

Influenza Surveillance – Definitions and Reminders

Influenza Surveillance Regions

Centraleast: Brevard, Indian River, Lake, Martin, Orange, Osceola, Seminole, St. Lucie and Volusia.

Centralwest: Citrus, Hardee, Hernando, Hillsborough, Manatee, Pasco, Pinellas, Polk and Sumter.

Northcentral: Columbia, Dixie, Franklin, Gadsden, Hamilton, Jefferson, Lafayette, Leon, Liberty, Madison, Suwannee, Taylor, and Wakulla.

Northeast: Alachua, Baker, Bradford, Clay, Duval, Flagler, Gilchrist, Levy, Marion, Nassau, and Putnam.

Northwest: Bay, Calhoun, Escambia, Gulf, Holmes, Jackson, Okaloosa, Santa Rosa, Walton and Washington.

Southeast: Broward, Miami-Dade, Monroe and Palm Beach.

Southwest: Charlotte, Collier, Desoto, Glade, Hendry, Highlands, Lee, Okeechobee and Sarasota.

Definitions of the influenza activity codes

No Activity: No laboratory-confirmed cases of influenza and no reported increase in the number of cases of ILI.

Sporadic: Small numbers of laboratory-confirmed influenza cases or a single influenza outbreak has been reported, but there is no increase in cases of ILI.

Local: Outbreaks of influenza or increases in ILI cases and recent laboratory-confirmed influenza in a single region of the state.

Regional: Outbreaks of influenza or increases in ILI cases and recent laboratory-confirmed influenza in at least two but less than half the regions of the state.

Widespread: Outbreaks of influenza or increases in ILI cases and recent laboratory-confirmed influenza in at least half the regions of the state.

Important Reminders

- * Influenza activity reporting by sentinel providers is voluntary.
- * The influenza surveillance data is used to answer the question of where, when, and what viruses are circulating. It can be used to determine if influenza activity is increasing or decreasing, but it cannot be used to ascertain how many people have become ill with influenza so far this season.
- * Reporting is incomplete for this week. Numbers may change as more reports are received.