

# FLORIDA INFLUENZA SURVEILLANCE

Week 49: December 3rd — December 9th 2006



Aimee Pragle, MS, Respiratory Disease Epidemiologist  
 Matt Laidler, MA, MPH, Surveillance Epidemiologist  
 LaKisha Thomas, Influenza Surveillance Coordinator  
 D'Juan Harris, MSP, GIS Coordinator  
 Aaron Kite-Powell, MS, Florida EIS Officer



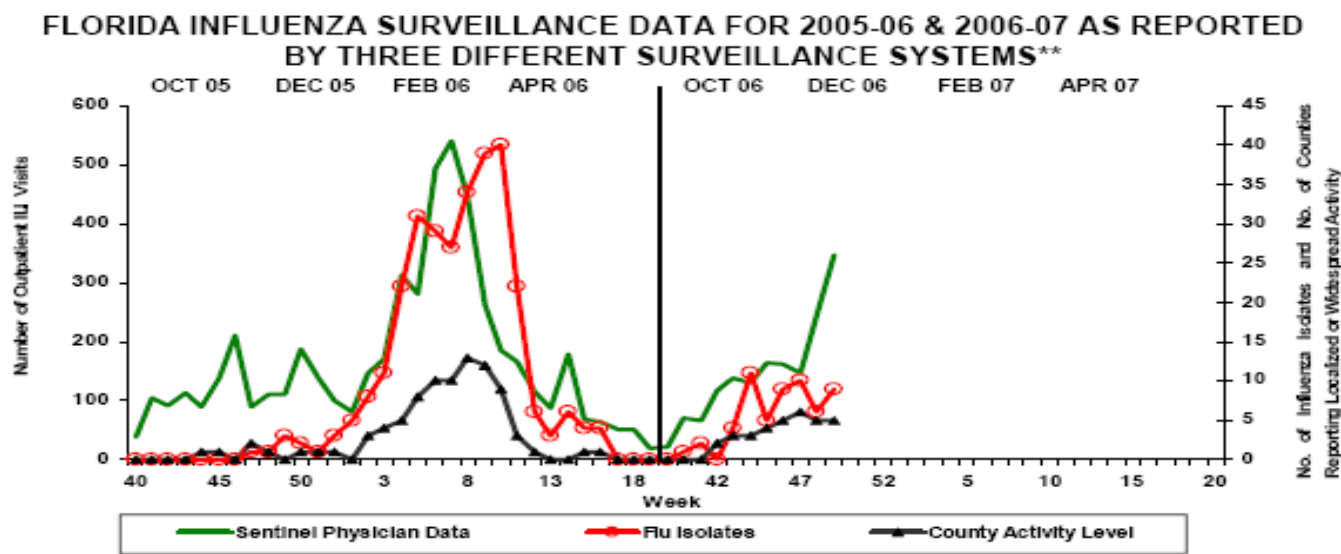
## IN THIS ISSUE:

- I. Summary
- II. FSPISN Influenza-like Illness Statewide Graph
- III. Florida Pneumonia & Influenza Mortality Surveillance System
- IV. FDOH Laboratory Surveillance
- V. Laboratory and Influenza-like Illness Surveillance by Region
- VI. County Influenza Activity Map
- VII. Reports of Influenza or Influenza-like Illness (ILI) Outbreaks
- VIII. Notifiable Disease Reports: Influenza-assoc. deaths in children & post-influenza infection encephalitis
- IX. Summary of Worldwide A/H5N1 Influenza Activity

## I. SUMMARY

This is the tenth weekly Florida influenza surveillance report for the 2006-07 season. Influenza surveillance\* in Florida consists of six surveillance components: 1) Florida Sentinel Physician Influenza Surveillance Network (FSPISN); 2) Florida Pneumonia & Influenza Mortality Surveillance System; 3) State laboratory viral surveillance; 4) County influenza activity levels; 5) Notifiable Disease Reports: Influenza-associated deaths in children & post-influenza infection encephalitis; 6) Influenza or ILI outbreaks.

During week 49 statewide influenza activity was widespread. The proportion of patient visits for influenza-like illness (ILI) as reported by the Florida Sentinel Physician Influenza Surveillance Network was 3.39 percent and this is above the state threshold for moderate activity of 2.08 percent. Nine of the 20 specimens (45%) tested by Bureau of Laboratories were positive for influenza. Five counties reported localized activity, 28 counties reported sporadic activity and 20 counties reported no activity. Fourteen counties did not report. The graph below shows the progression of the 2005-06 & 2006-07 Florida influenza seasons as monitored by three\*\* of five surveillance systems.

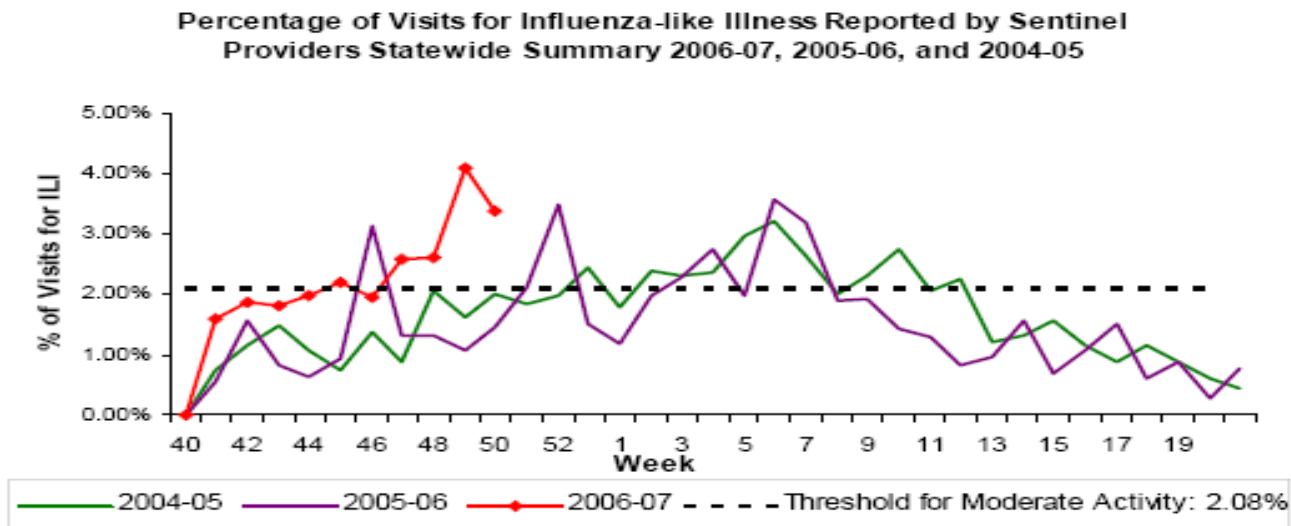


\*The purposes of these surveillance systems are to determine when and where influenza activity is occurring, to identify circulating viruses, to detect changes in the circulating influenza viruses, to track patterns of influenza-associated morbidity and mortality and estimate the overall impact of influenza in the state of Florida.

Find more information at: [http://www.doh.state.fl.us/disease\\_ctrl/epi/htopics/flu/index.htm](http://www.doh.state.fl.us/disease_ctrl/epi/htopics/flu/index.htm)

## II. FSPISN INFLUENZA-LIKE ILLNESS STATEWIDE GRAPH

During week 49, 3.38%\* of patient visits to Florida sentinel providers were due to ILI. This percentage is above the 2006—07 statewide threshold for moderate activity of 2.08%\*\* . The percentage of visits ranged from 1.00% in the Northeast region to 5.05% in the Southeast region. For the 2005-06 influenza season the statewide ILI activity percentage was 1.46% for week 49.

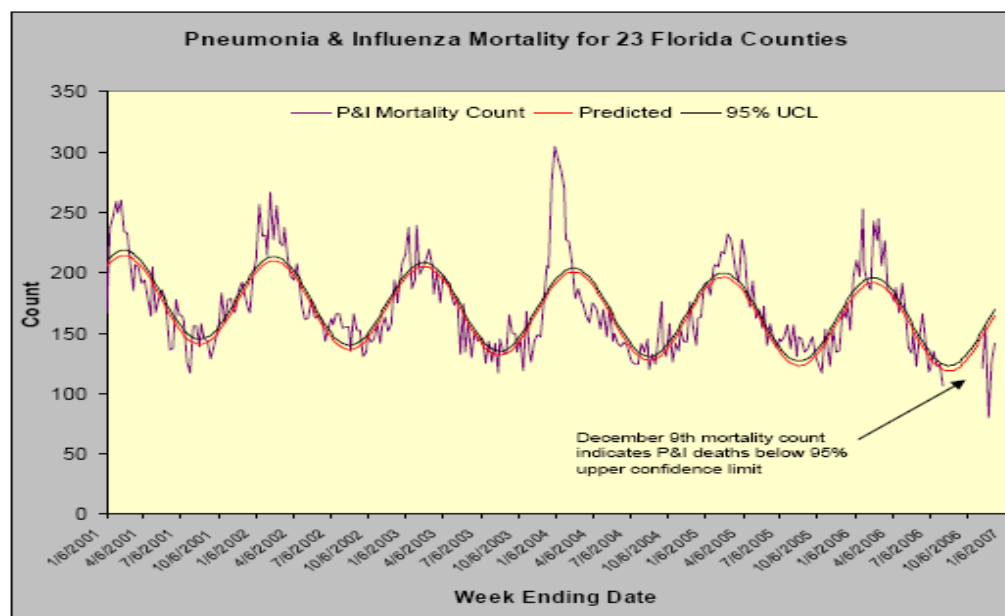


\*FSPISN reporting is incomplete for this week (60%). Numbers may change as more reports are received.

\*\*The 2006—07 threshold for moderate activity is calculated from the previous 3 years of FSPISN data. Only weeks with 10% or greater of laboratory specimens testing positive are included in the calculation. The threshold is only specific to 2006—07 data.

## III. THE FLORIDA PNEUMONIA & INFLUENZA MORTALITY SURVEILLANCE SYSTEM

During week 49, the total count of pneumonia and influenza (P&I) deaths reported from 23 counties was below the epidemic threshold of 169 (95% UCL). There were 141 actual pneumonia and influenza deaths reported. This indicates there were no deaths in excess of the expected count for week 49 and observed mortality does not indicate that Florida has surpassed the epidemic threshold for this week.

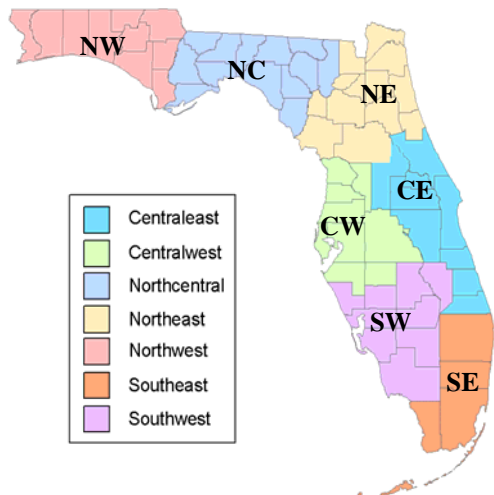


Note that this is the 5th week in which the Florida Pneumonia and Influenza Mortality Surveillance System has operated. As a result, the graph above shows a gap in the data for weeks in September and October which will be filled in for subsequent reporting weeks once retrospective data become available.



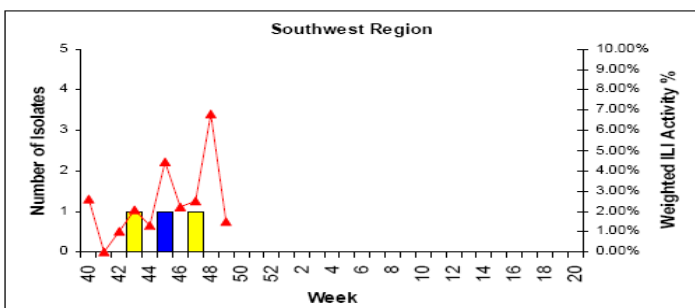
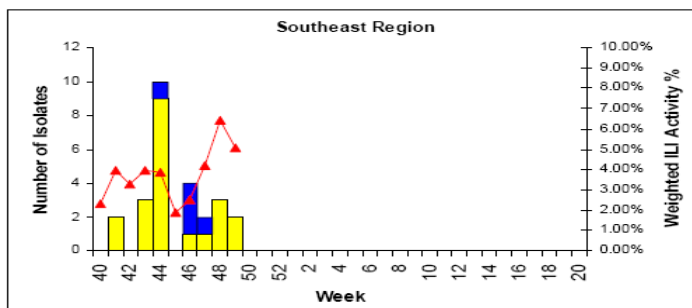
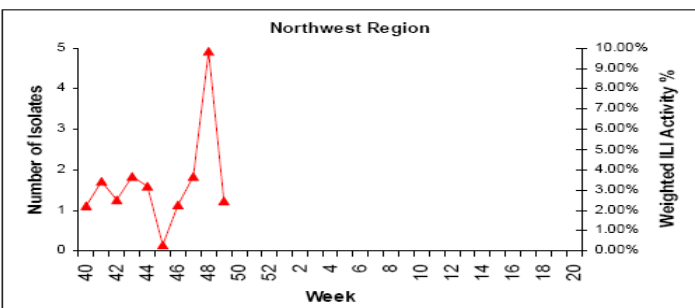
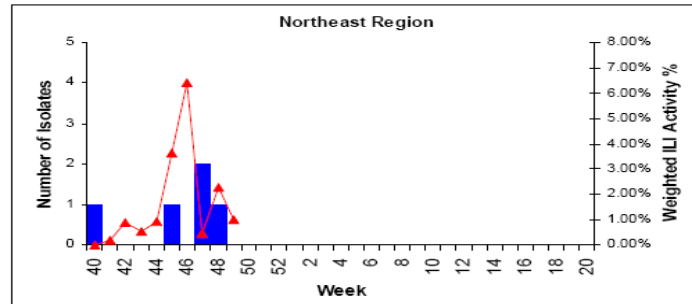
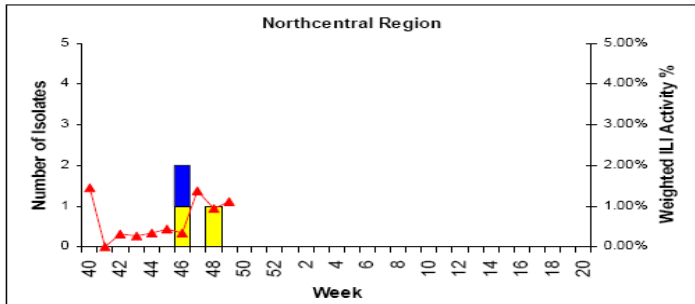
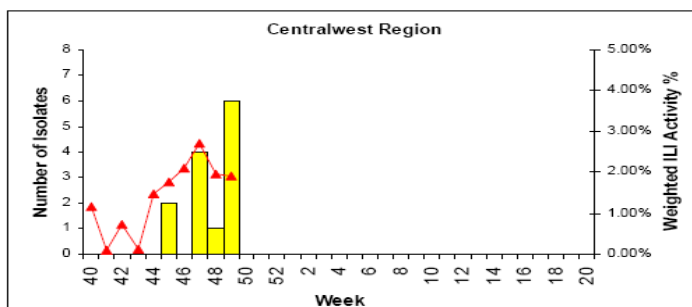
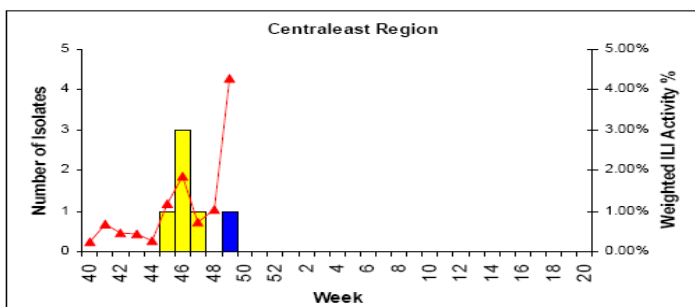
# V. LABORATORY AND INFLUENZA-LIKE ILLNESS (ILI) SURVEILLANCE BY REGION

Influenza Surveillance Regions



The table below shows the weighted ILI activity by region as reported by Florida sentinel physicians for the 2005-06 & 2006-07 seasons. The graphs below include ILI activity as reported by sentinel physicians and FDOH laboratory data.

Week 49: FSPISN Weighted ILI Activity, by Region 2005-06 & 2006-07 Seasons		
REGION	2006-07 ILI %	2005-06 ILI %
Centraleast	4.27%	4.22%
Centralwest	1.91%	1.02%
Northcentral	1.11%	0.88%
Northeast	1.00%	0.34%
Northwest	2.48%	1.02%
Southeast	5.05%	0.87%
Southwest	1.49%	1.72%



- Influenza A specimens FDOH Laboratories
- Influenza B specimens FDOH Laboratories
- ▲ % of visits for ILI, reported by sentinel providers


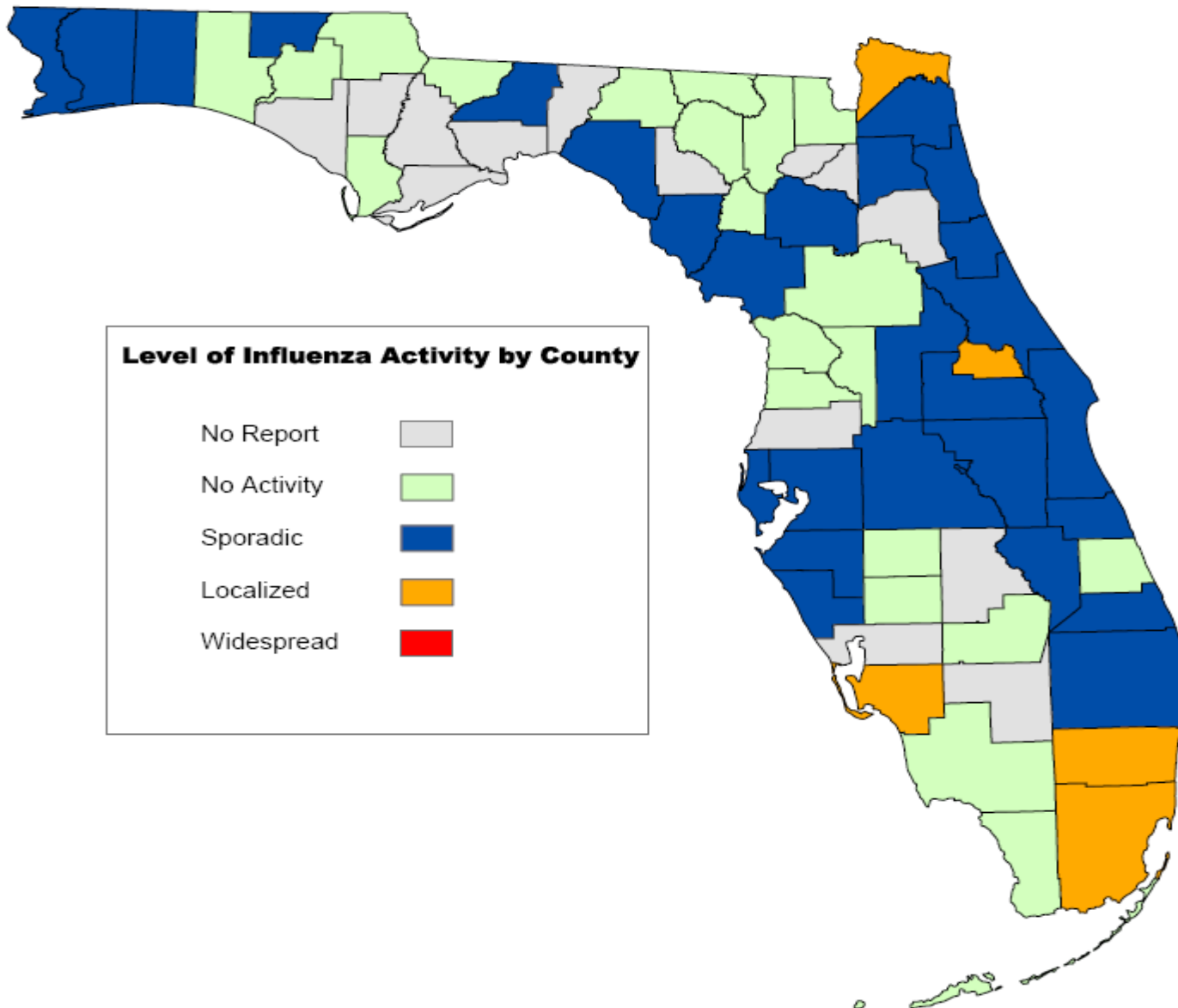
## VI. COUNTY INFLUENZA ACTIVITY MAP

During week 49, Broward, Miami-Dade, Lee, Nassau, and Seminole reported localized activity. Twenty-eight counties (Alachua, Brevard, Clay, Collier, Dixie, Duval, Escambia, Flagler, Hillsborough, Holmes, Indian River, Lake, Leon, Levy, Manatee, Martin, Okaloosa, Okeechobee, Orange, Osceola, Palm Beach, Pinellas, Polk, St. Johns, Santa Rosa, Sarasota, Taylor, and Volusia) reported sporadic activity. Twenty counties reported no activity. Fourteen counties did not report.

# Weekly County Influenza Activity

(Week ending December 9, 2006 - Week 49)

County influenza activity levels are reported by county health department epidemiologists



1:3724185



**Florida Department of Health**  
Bureau of Epidemiology

**Disclaimer:**  
This product is for reference purposes only and is not to be construed as a legal document. Any reliance on the information contained herein is at the user's own risk. The Florida Department of Health and its agents assume no responsibility for any use of the information contained herein or any loss resulting therefrom.  
Map printed December 13, 2006

## COUNTY INFLUENZA ACTIVITY LEVEL DEFINITIONS

### 0 = No Activity:

Overall clinical activity remains low with no laboratory confirmed cases<sup>†</sup> in the county.

### 1 = Sporadic:

- And/or {
- Isolated cases of laboratory confirmed influenza<sup>†</sup> in the county.
  - An ILI<sup>§</sup> outbreak in a single setting<sup>‡</sup> in the county. (No detection of decreased ILI<sup>§</sup> activity by surveillance systems\*)

### 2=Localized:

- And/or {
- An increase of ILI<sup>§</sup> activity detected by a *single* surveillance system\* within the county. (An increase in ILI<sup>§</sup> activity has not been detected by *multiple* ILI surveillance systems.)
  - Two or more outbreaks (ILI<sup>§</sup> or lab confirmed<sup>†</sup>) detected in a *single* setting<sup>‡</sup> in the county.

### AND

Recent (within past three weeks) laboratory evidence<sup>†</sup> of influenza activity in the county.

### 3=Widespread:

- And/or {
- An increase in ILI<sup>§</sup> activity detected in  $\geq 2$  surveillance systems in the county.
  - Two or more outbreaks ((ILI<sup>§</sup> or laboratory confirmed<sup>†</sup>) detected in *multiple* settings<sup>‡</sup> in the county.

**No Report:** (No report was received from the county at the time of publication)

<sup>†</sup> Laboratory confirmed case = case confirmed by rapid diagnostic test, antigen detection, culture, or PCR.

<sup>§</sup> ILI = Influenza-like illness, fever  $\geq 100^{\circ}\text{F}$  AND sore throat and/or cough *in the absence* of another known cause.

\*ILI surveillance system activity can be assessed using a variety of surveillance systems including sentinel providers, school/workplace absenteeism, long-term care facility (LTCF) surveillance, correctional institution surveillance, hospital emergency department surveillance and laboratory surveillance.

<sup>‡</sup>Settings include institutional settings (LTCFs, hospitals, prisons, schools, companies) & the community.

## VII. REPORTS OF INFLUENZA OR INFLUENZA-LIKE ILLNESS (ILI) OUTBREAKS

**Posted on EpiCom November 7, 2006:** Miami-Dade and Broward CHD Epidemiology units reported an increase of influenza activity in children in Southeast Florida as detected from mid October to current by the following surveillance systems: laboratory viral surveillance, sentinel physician ILI surveillance, and ESSENCE syndromic surveillance.

A description of reported influenza or ILI outbreaks in community or institutional settings can be viewed via EpiCom at: <https://www.epicom.fl.net> Influenza and ILI outbreaks should be reported via EpiCom.

## VIII. NOTIFIABLE DISEASE REPORTS: INFLUENZA-ASSOCIATED DEATHS AMONG CHILDREN (<18 YEARS) & POST-INFLUENZA INFECTION ENCEPHALITIS

As of the week ending December 9, 2006, no influenza-associated deaths among those <18 years of age and/ or post influenza infection encephalitis were reported in the state of Florida.

Reportable Disease	# of Cases 06-07 Influenza Season
Influenza-associated deaths among those <18 years of age	0
Post-influenza infection encephalitis	0

Influenza-associated deaths among those < 18 years of age and/or post-influenza infection encephalitis are reportable; case report forms can be accessed at: [http://www.doh.state.fl.us/disease\\_ctrl/epi/topicscrforms.htm](http://www.doh.state.fl.us/disease_ctrl/epi/topicscrforms.htm).

## XI. SUMMARY OF WORLDWIDE A/H5N1 INFLUENZA ACTIVITY

Update 39

12/13/2006

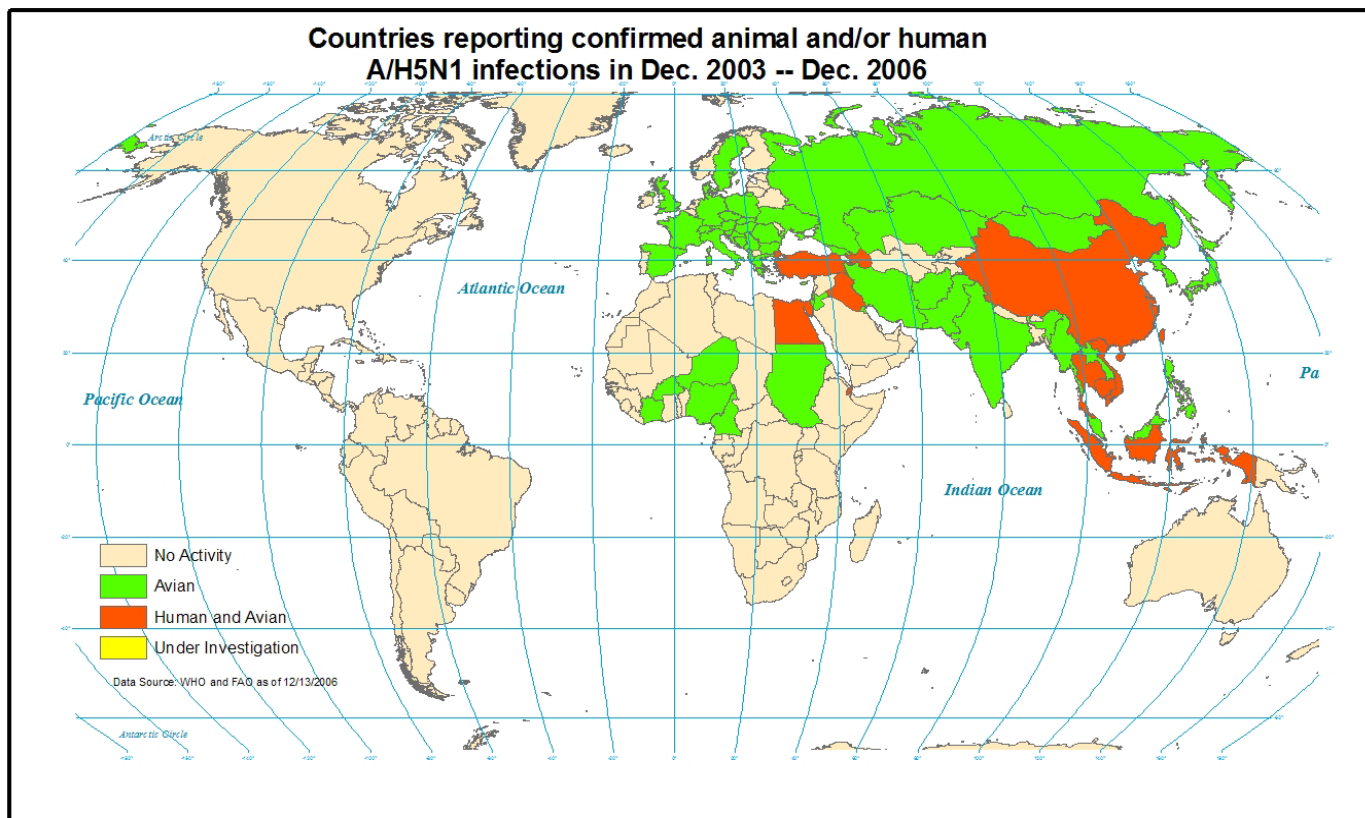
Since the recent outbreak activity began at the end of December 2003, there have been a total of 258 confirmed human cases and 154 deaths\*. Cases and deaths occurred in the following nations: Azerbaijan 8 cases and 5 deaths; Cambodia 6 cases and 6 deaths; China 21 cases and 14 deaths; Djibouti 1 case 0 deaths; Egypt 15 cases and 7 deaths; Indonesia 74 cases and 57 deaths; Iraq 3 case and 2 deaths; Thailand 25 cases and 17 deaths; Turkey 12 cases and 4 deaths; and, Vietnam 93 cases and 42 deaths. Since the last update on 11/16/06 there has been one death in Indonesia, and no new reported cases. The death occurred in the 35-yr old female who was reported in the previous summary. Her source of exposure is unknown at this time.

Changes in the WHO case definition for human infection with avian influenza H5N1 can be found here: [http://www.who.int/csr/disease/avian\\_influenza/guidelines/case\\_definition2006\\_08\\_29/en/index.html](http://www.who.int/csr/disease/avian_influenza/guidelines/case_definition2006_08_29/en/index.html)

For a complete analysis and summary of WHO confirmed human cases of H5N1 from 12/1/2003 to 4/30/2005, please visit: [http://www.who.int/csr/disease/avian\\_influenza/guidelines/wer8126/en/index.html](http://www.who.int/csr/disease/avian_influenza/guidelines/wer8126/en/index.html)

There have not been reports of avian influenza spreading to new countries in the last few months. The complete list of countries reporting confirmed outbreaks of H5N1 in bird species since late December 2003, with the most recent outbreaks listed first, include Sudan, Spain, Djibouti, Ivory Coast, Czech Republic, Palestinian Autonomous Territories, United Kingdom (Scotland), Burkina Faso, Jordan, Sweden, Israel, Afghanistan, Cameroon, Myanmar, Albania, Serbia and Montenegro, Hungary, Poland, Switzerland, Niger, Slovakia, France, Austria, Malaysia, Azerbaijan, India, Slovenia, Bosnia Herzegovina, Germany, Nigeria, Egypt, Bulgaria, Italy, Greece, Iran, Croatia, Cyprus, Ukraine, Turkey, Romania, Indonesia, China, Russia, Thailand, Vietnam, Kuwait (only one flamingo), Kazakhstan, Mongolia, Cambodia, Korea (Rep. of), and Japan. Countries with confirmed H5 (neuraminidase not determined yet) infection in birds include the Philippines, Iraq, and Laos.

The current phase of alert as defined by the WHO global influenza preparedness plan is phase 3, which states that human infections with a new subtype are occurring, but no human-to-human spread, or at most rare instances of spread to a close contact. At the present time the WHO is not recommending restrictions on travel to areas affected by H5N1 avian influenza, but is suggesting that travelers to these areas avoid contact with live animal markets and poultry farms, and any free-ranging or caged poultry. Evidence suggests that the primary route of infection at this time is associated with direct contact with infected poultry, or surfaces and objects contaminated by their droppings.



**\*All confirmed results are from official sources – WHO, CDC, FAO. Information on suspect cases comes from a variety of sources including Epi-X, Promed, and the official sources mentioned above.**

**Find more information at: [http://www.doh.state.fl.us/disease\\_ctrl/epi/htopics/BirdFlu.htm](http://www.doh.state.fl.us/disease_ctrl/epi/htopics/BirdFlu.htm)**