



***AIDS Drug Assistance Program***

# **QUARTERLY SUMMARY**

**2014/2015 Ryan White Grant Year**

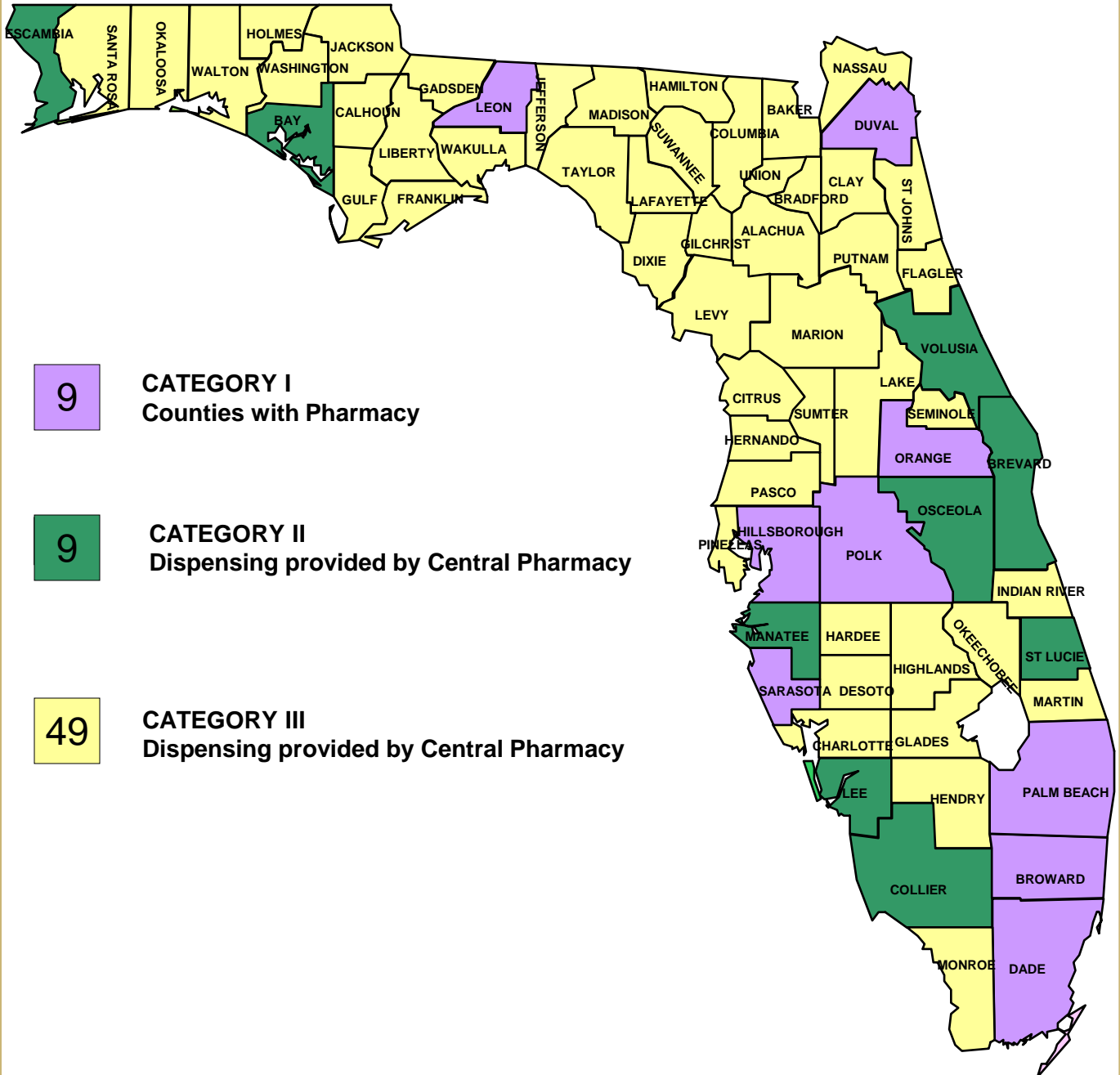
**1<sup>st</sup> Quarter**

**APRIL - JUNE, 2014**



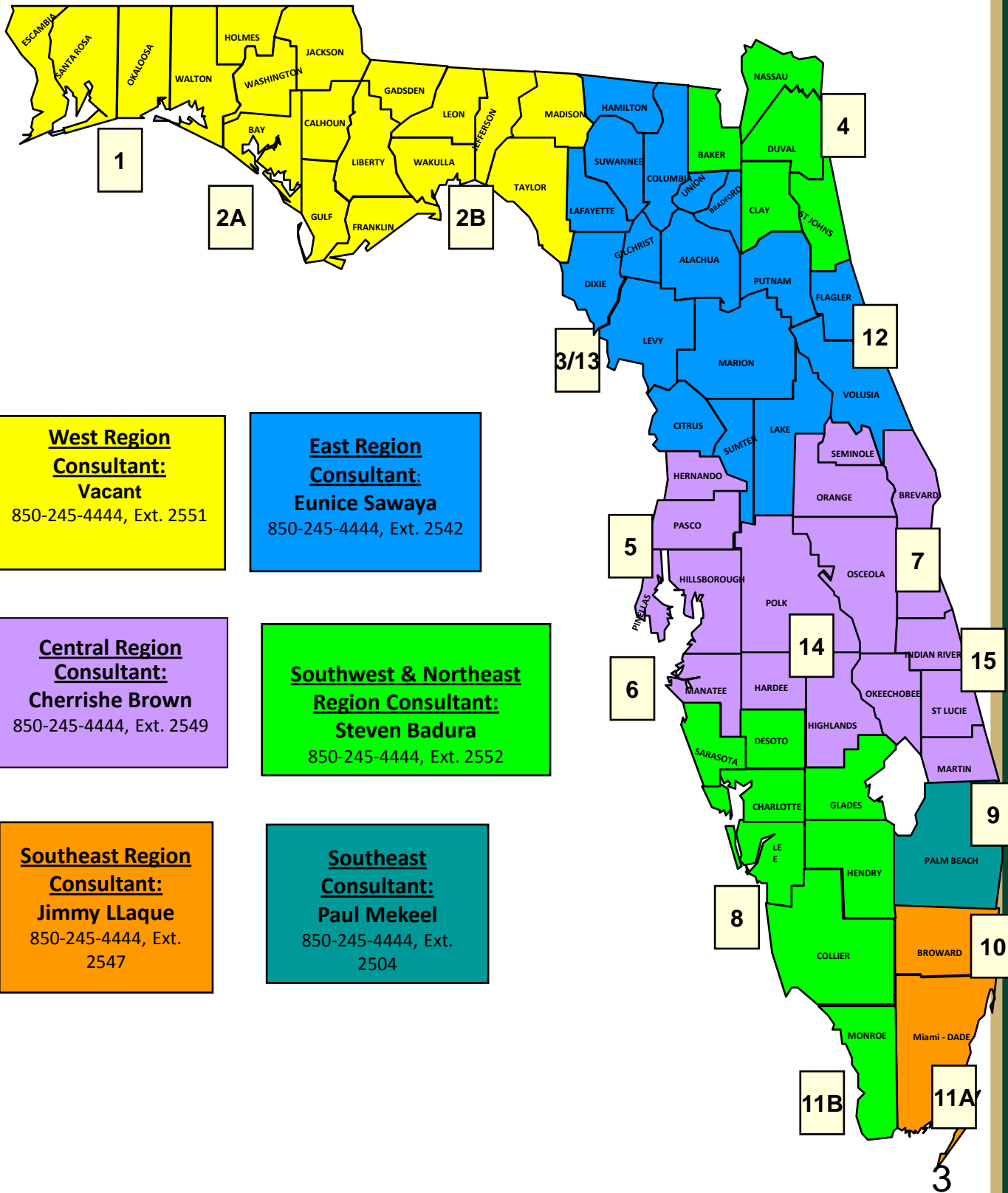
*Improving Health. . . Promoting Wellness*

# COUNTY HEALTH DEPARTMENTS BY PHARMACY CATEGORY





# Area Primary Contacts



# Number of Clients Enrolled\*



(Page 1 of 2)

	3 <sup>RD</sup> Q 2013/ 2014	4 <sup>TH</sup> Q 2013/ 2014	1 <sup>ST</sup> Q 2014/ 2015		3 <sup>RD</sup> Q 2013/ 2014	4 <sup>TH</sup> Q 2013/ 2014	1 <sup>ST</sup> Q 2014/ 2015
<b>ALACHUA</b>	<b>199</b>	<b>196</b>	<b>186</b>	<b>FLAGLER</b>	<b>11</b>	<b>12</b>	<b>13</b>
<b>BAKER</b>	<b>4</b>	<b>5</b>	<b>5</b>	<b>FRANKLIN</b>	<b>0</b>	<b>0</b>	<b>0</b>
<b>BAY</b>	<b>118</b>	<b>112</b>	<b>103</b>	<b>GADSDEN</b>	<b>6</b>	<b>8</b>	<b>8</b>
<b>BRADFORD</b>	<b>2</b>	<b>4</b>	<b>4</b>	<b>GILCHRIST</b>	<b>0</b>	<b>0</b>	<b>0</b>
<b>BREVARD</b>	<b>220</b>	<b>230</b>	<b>224</b>	<b>GULF</b>	<b>2</b>	<b>2</b>	<b>2</b>
<b>BROWARD</b>	<b>4,182</b>	<b>4,329</b>	<b>4,393</b>	<b>HAMILTON</b>	<b>4</b>	<b>4</b>	<b>4</b>
<b>CHARLOTTE</b>	<b>57</b>	<b>58</b>	<b>6</b>	<b>HARDEE</b>	<b>0</b>	<b>0</b>	<b>0</b>
<b>CITRUS</b>	<b>46</b>	<b>49</b>	<b>52</b>	<b>HENDRY</b>	<b>17</b>	<b>18</b>	<b>17</b>
<b>CLAY</b>	<b>30</b>	<b>31</b>	<b>30</b>	<b>HERNANDO</b>	<b>42</b>	<b>41</b>	<b>36</b>
<b>COLLIER</b>	<b>223</b>	<b>219</b>	<b>229</b>	<b>HIGHLANDS</b>	<b>38</b>	<b>41</b>	<b>40</b>
<b>COLUMBIA</b>	<b>22</b>	<b>21</b>	<b>23</b>	<b>HILLSBOROUGH</b>	<b>1,096</b>	<b>1,110</b>	<b>1,098</b>
<b>MIAMI-DADE</b>	<b>4,716</b>	<b>4,843</b>	<b>4,889</b>	<b>HOLMES</b>	<b>3</b>	<b>2</b>	<b>2</b>
<b>DESOTO</b>	<b>20</b>	<b>21</b>	<b>68</b>	<b>INDIAN RIVER</b>	<b>46</b>	<b>47</b>	<b>45</b>
<b>DIXIE</b>	<b>6</b>	<b>4</b>	<b>5</b>	<b>JACKSON</b>	<b>19</b>	<b>17</b>	<b>19</b>
<b>DUVAL</b>	<b>827</b>	<b>833</b>	<b>864</b>	<b>JEFFERSON</b>	<b>1</b>	<b>2</b>	<b>4</b>
<b>ESCAMBIA</b>	<b>210</b>	<b>219</b>	<b>225</b>				

\* Enrolled means any client certified as eligible to receive medications through FL ADAP at any time during the reporting period, regardless of whether they used ADAP services.

# Number of Clients Enrolled\*

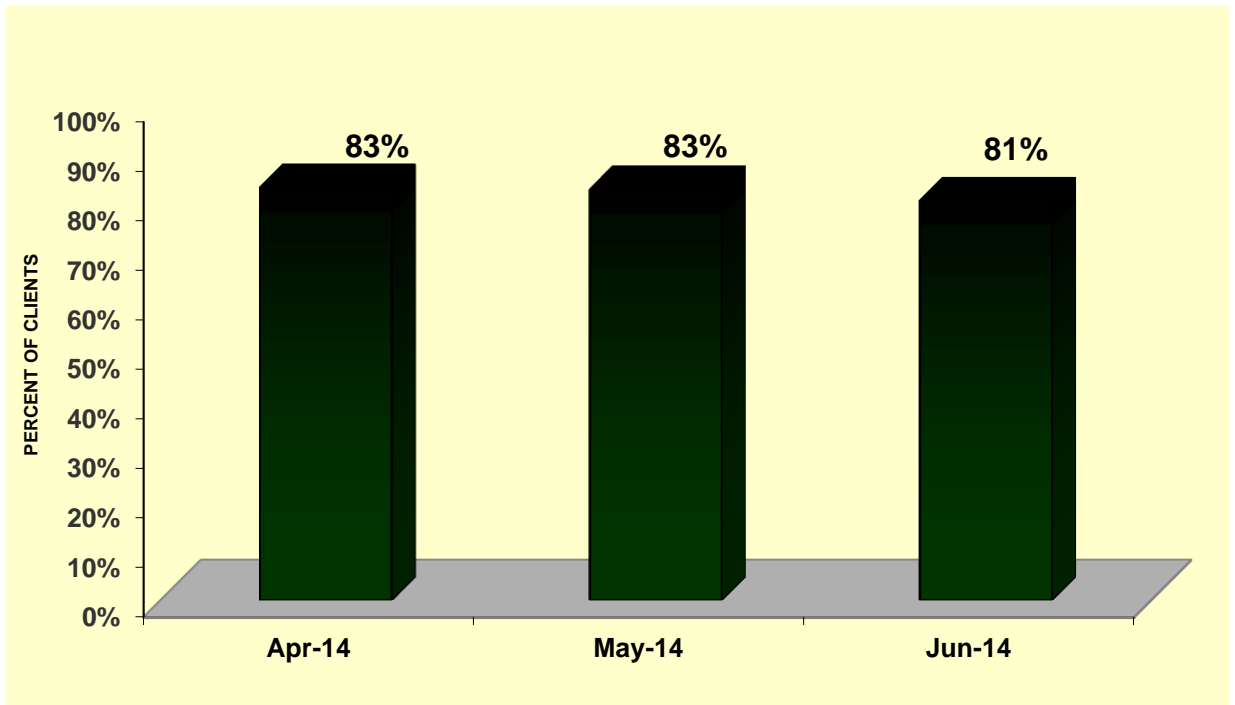


(Page 2 of 2)

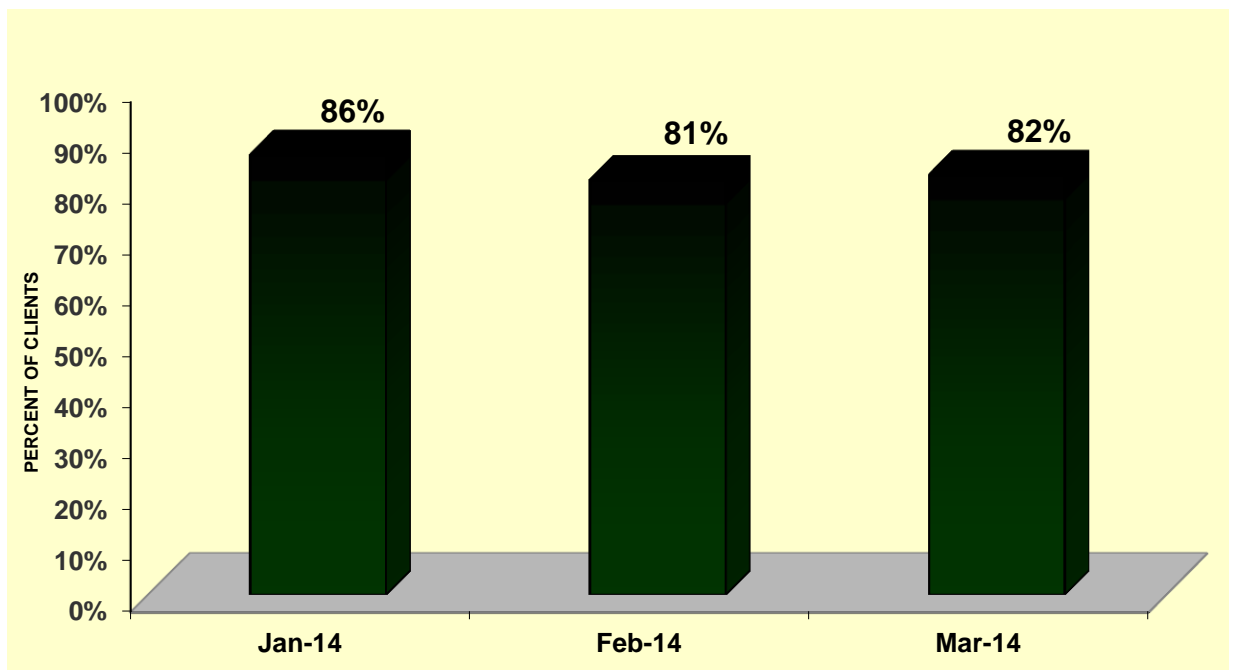
	3 <sup>RD</sup> Q 2013/ 2014	4 <sup>TH</sup> Q 2013/ 2014	1 <sup>ST</sup> Q 2014/ 2015		3 <sup>RD</sup> Q 2013/ 2014	4 <sup>TH</sup> Q 2013/ 2014	1 <sup>ST</sup> Q 2014/ 2015
LAFAYETTE	2	2	2	PASCO	98	98	90
LAKE	80	84	89	PINELLAS	646	677	663
LEE	254	263	268	POLK	390	403	390
LEON	193	200	198	PUTNAM	37	41	42
LEVY	7	10	10	SANTA ROSA	13	12	14
LIBERTY	0	0	0	SARASOTA	207	213	206
MADISON	0	0	0	SEMINOLE	177	189	184
MANATEE	224	231	237	ST. JOHNS	56	59	62
MARION	141	145	138	ST. LUCIE	154	159	158
MARTIN	63	67	65	SUMTER	22	25	28
MONROE	115	118	118	SUWANNEE	7	7	5
NASSAU	10	11	11	TAYLOR	5	6	7
OKALOOSA	88	82	77	UNION	2	2	2
OKEECHOBEE	10	12	15	VOLUSIA	183	183	182
ORANGE	1,233	1,300	1,293	WAKULLA	4	4	4
OSCEOLA	221	237	235	WALTON	0	0	0
PALM BEACH	1,477	1,492	1,453	WASHINGTON	0	0	0

\* Enrolled means any client certified as eligible to receive medications through FL ADAP at any time during the reporting period, regardless of whether they used ADAP services.

## STATEWIDE PICK-UP PERCENTAGE 1<sup>st</sup> Quarter (Apr-June 2014)



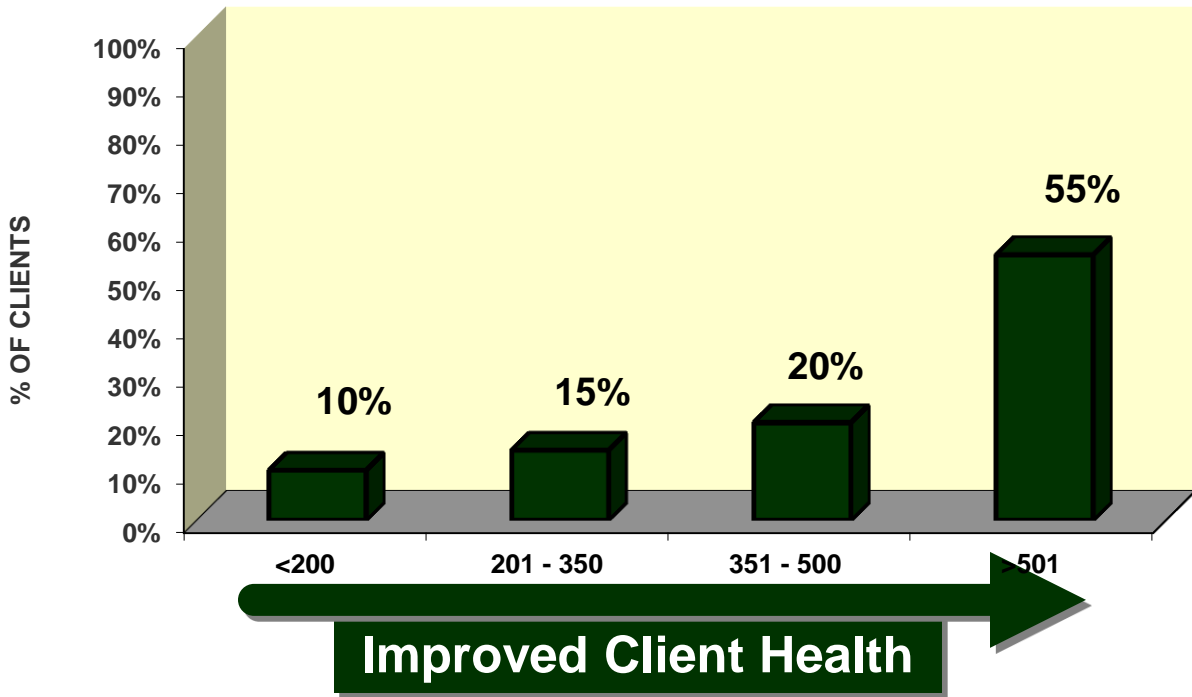

## 4<sup>th</sup> Quarter (Jan-Mar 2014)



# CLIENT CD4 COUNT

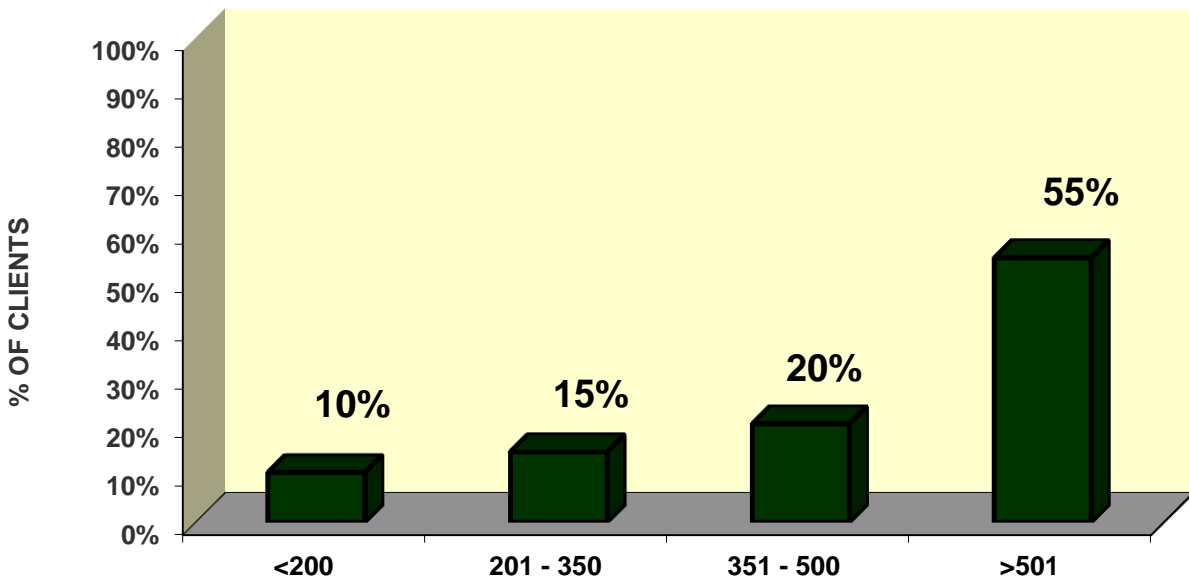
## 1<sup>st</sup> Quarter (Apr-Jun 2014)

Total Clients Enrolled: 18,840



## 4<sup>th</sup> Quarter (Jan-Mar 2014)

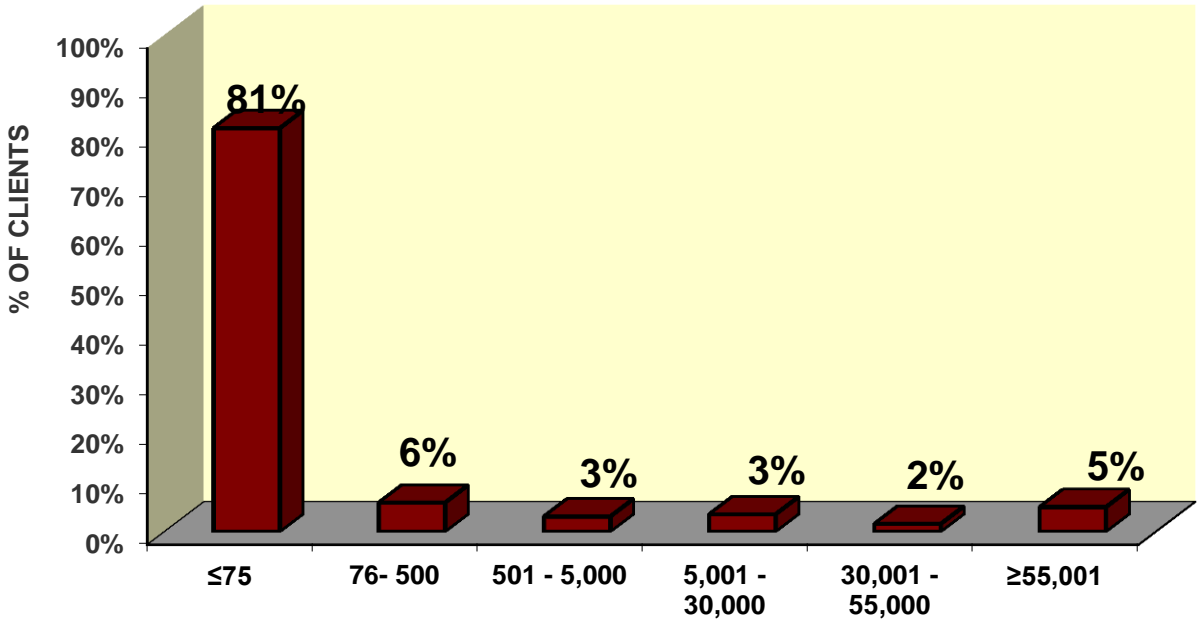
Total Clients Enrolled: 18,810



The percentage represents the clients most recent laboratory tests obtained during enrollment and/or recertification

# CLIENT VIRAL LOAD PROFILE

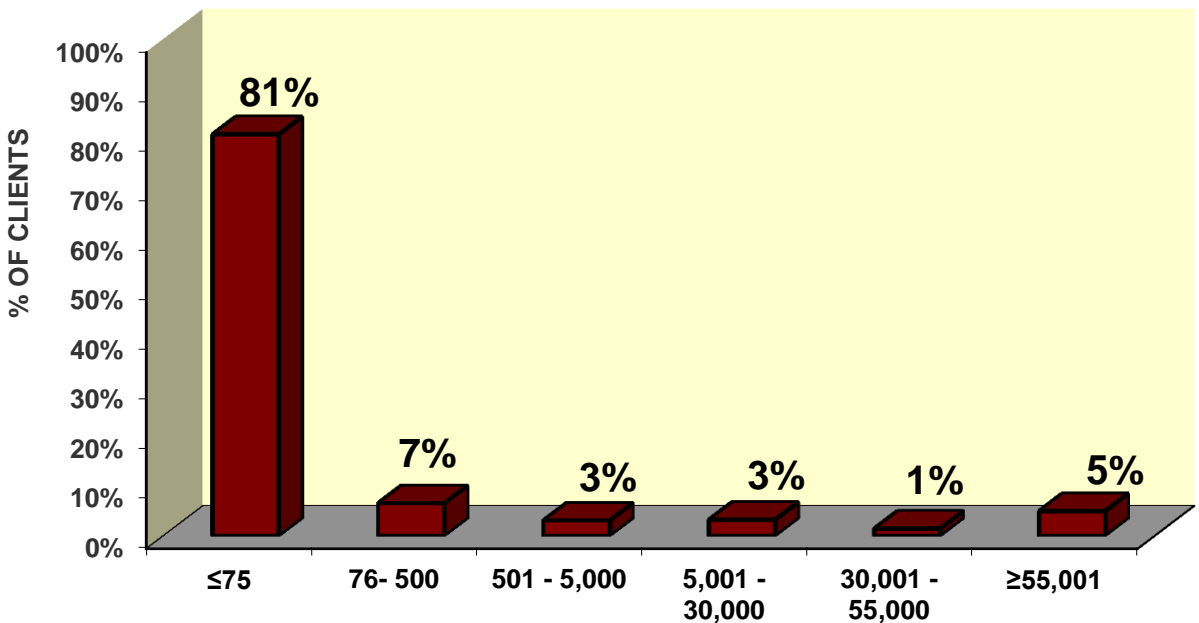
1<sup>st</sup> Quarter (Apr-Jun, 2014)  
Total Clients Enrolled: 18,840



**Improved Client Health**

# 4<sup>th</sup> Quarter (Jan-Mar, 2014)

Total Clients Enrolled: 18,810

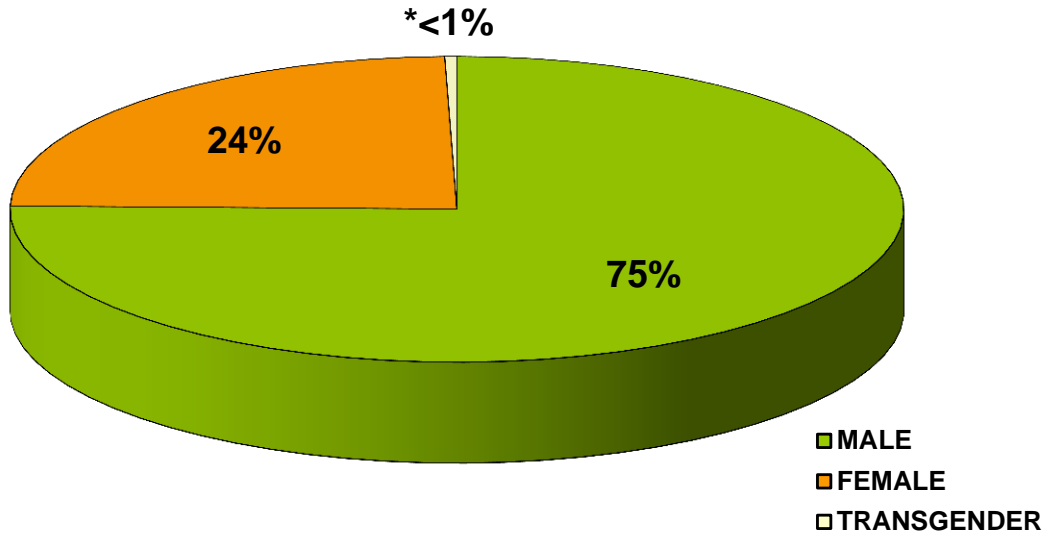


The percentage represents the clients most recent laboratory tests obtained during enrollment and/or recertification



# GENDER

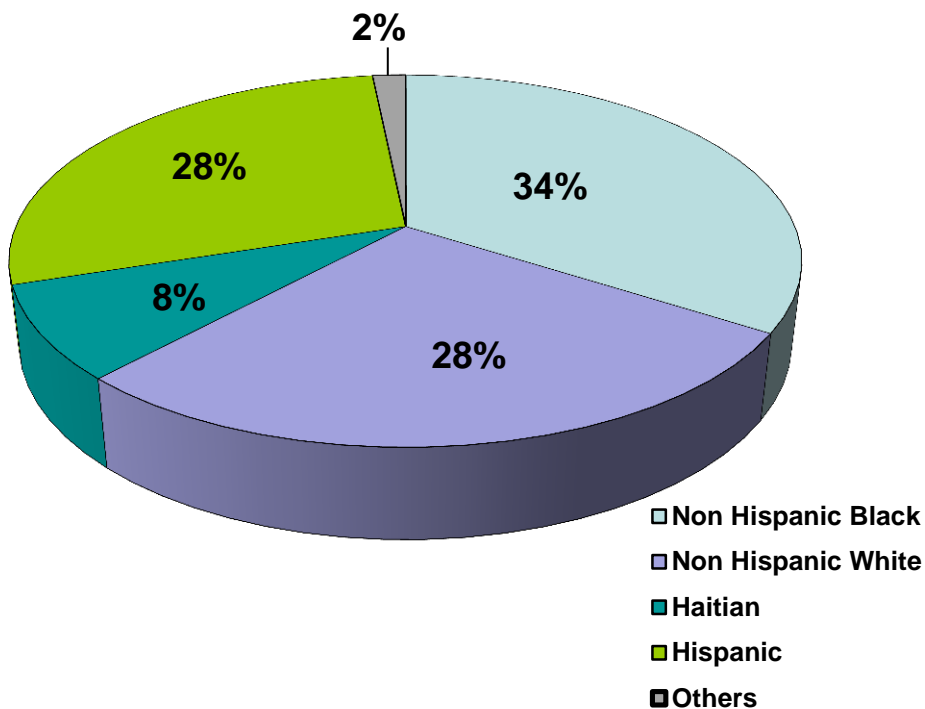
1<sup>st</sup> Quarter (Apr-Jun, 2014)  
 Total Clients Enrolled: 18,840



*\*Transgender clients represent less than <1% of the cases (82 clients)  
 From Total clients enrolled 18,840: 2,996 are Insured ( 2,435 male, 558 Female, 3 Transgender).*

# RACE/ETHNICITY

Total Clients Enrolled: 18,840

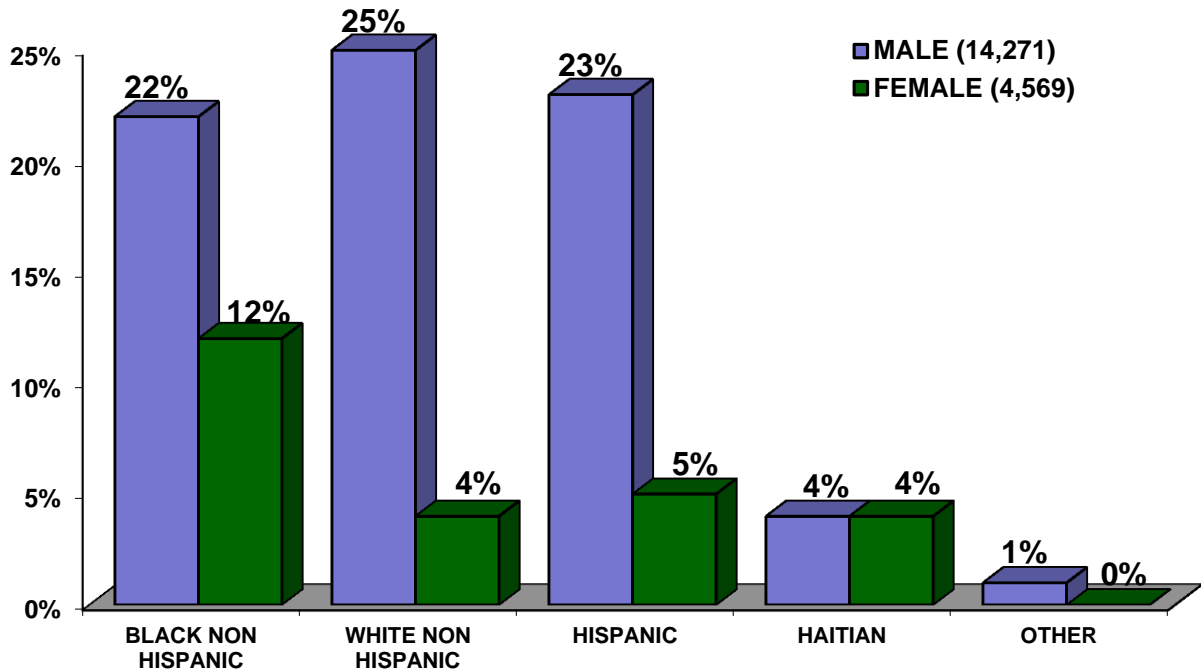


■ *Others include Asian, Native Hawaiian/Pacific Islander, American Indian/Alaskan Native, and Multiracial.*

# GENDER BY RACE/ETHNICITY

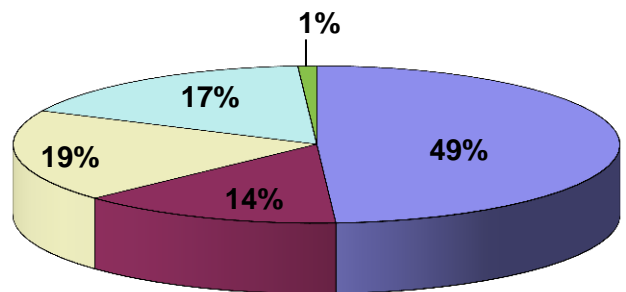
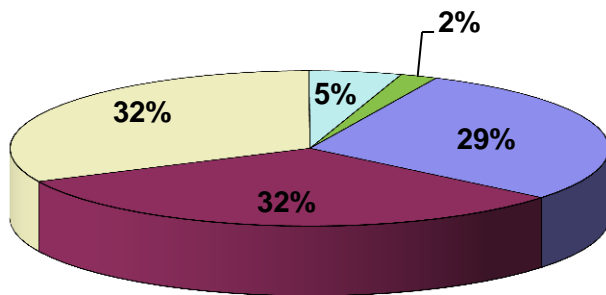
1<sup>st</sup> Quarter (Apr-Jun, 2014)

Total Clients Enrolled: 18,840



## MALE (14,271 Clients)

## FEMALE (4,569 Clients)



- BLACK NON HISPANIC
- WHITE NON HISPANIC
- HISPANIC
- HAITIAN
- OTHER

- BLACK NON HISPANIC
- WHITE NON HISPANIC
- HISPANIC
- HAITIAN
- OTHER

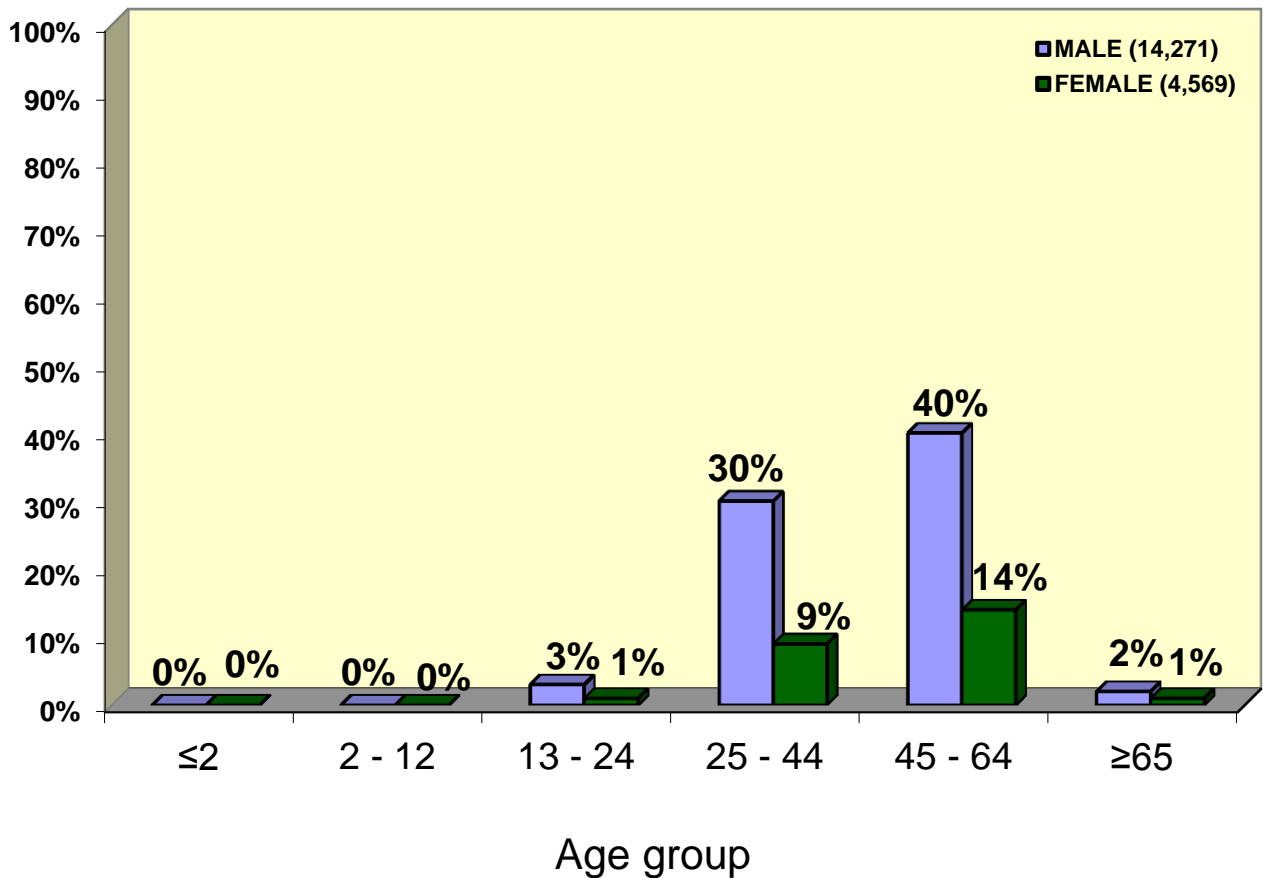
■ Others include Asian, Native Hawaiian / Pacific Islander, American Indian / Alaskan Native, Multiracial and those identified as Other Race.

Transgender clients represent less than 1% of the cases (82 clients); 47 Black Non-Hispanic, 13 White Non-Hispanic, 15 Hispanic, 1 Haitian, 6 Other.

# GENDER BY AGE

1<sup>st</sup> Quarter (Apr-Jun, 2014)

Total Clients Enrolled: 18,840



Transgender clients represent less than 1% of the cases (82 clients) are included in the male category.

# ADAP FORMULARY BY CLASS



## ANTIRETROVIRALS (ARV's)

### Multi-class Combination Products

1. **ATRIPLA®** (efavirenz/ emtricitabine / tenofovir disoproxil fumarate, TDF+FTC+EFV)
2. **COMPLERA®** (emtricitabine, rilpivirine and tenofovir disoproxil fumarate, RPV+TDF+FTC)
3. **STRIBILD™** (elvitegravir, cobicistat, emtricitabine, tenofovir disoproxil fumarate)

### Nucleoside Reverse Transcriptase Inhibitors (NRTIs)

1. **COMBIVIR** (lamivudine and zidovudine, ZDV+3TC)
2. **EMTRIVA®** (emtricitabine, FTC)
3. **EPIVIR** (lamivudine, 3TC)
4. **EPZICOM®** (abacavir sulfate and lamivudine, ABC+3TC)
5. **RETROVIR®** (zidovudine, AZT, ZDV)
6. **TRIZIVIR®** (abacavir/ lamivudine / zidovudine, ABC+3TC+ZDV)
7. **TRUVADA®** (emtricitabine / tenofovir disoproxil fumarate, TDF+FTC)
8. **VIDEX®** (didanosine, USP, ddl)
9. **VIREAD®** (tenofovir disoproxil fumarate, TDF)
10. **ZERIT®** (stavudine, d4T)
11. **ZIAGEN®** (abacavir, ABC)

### Nonnucleoside Reverse Transcriptase Inhibitors (NNRTIs)

1. **EDURANT™** (rilpivirine, RPB)
2. **INTELENCE®** (etravirine, ETR)
3. **RESCRIPTOR** (delavirdine mesylate, DLV)
4. **SUSTIVA®** (efavirenz, EFV)
5. **VIRAMUNE®** (nevirapine, NVP)

### Protease Inhibitors (PIs)

1. **APTIVUS®** (tipranavir, TPV)
2. **CRIXIVAN®** (indinavir sulfate, IDV)
3. **INVIRASE®** (saquinavir mesylate, SQV)
5. **KALETRA®** (lopinavir / ritonavir, LPV+RTV)
4. **LEXIVA®** (fosamprenavir, FPV)
5. **NORVIR®** (ritonavir, RTV)
6. **PREZISTA®** (darunavir, DRV)
7. **REYATAZ®** (atazanavir sulfate, ATV)
8. **VIRACEPT®** (nelfinavir mesylate, NFV)

### Fusion Inhibitors

1. **FUZEON®** (enfuvirtide, T-20, ENF)

### Entry Inhibitors - CCR5 co-receptor antagonist

1. **SELZENTRY®** (maraviroc, MVC)

### HIV Integrase Strand Transfer Inhibitors

1. **ISENTRESS®** (raltegravir, RAL)
2. **Tivicay®** (dolutegravir, DTG)

## OPPORTUNISTIC INFECTION (OIs)

1. **BACTRIM™DS** (sulfamethoxazole and trimethoprim, TMP/SMZ DS) (Double Strength)
2. **BIAXIN® Filmtab®** (clarithromycin)
3. **DAPSONE** (Diamino-diphenyl Sulfone, dds)
4. **DARAPRIM®** (pyrimethamine)
5. **DIFLUCAN®** (fluconazole)
6. **LEUCOVORIN®** (calcium folinate)
7. **MEPRON®** (atovaquone)
8. **MYAMBUTOL®** (ethambutol hydrochloride)
9. **MYCELEX® Troche** (clotrimazole)
10. **MYCOBUTIN®** (rifabutin)
11. **NIZORAL®** (ketoconazole)
12. **SPORANOX®** (itraconazole)
13. **SULFADIAZINE**
14. **TERAZOL®** (terconazole)
15. **VALCYTE®** (valganciclovir hydrochloride)
16. **VALTREX®** (valacyclovir hydrochloride)
17. **ZITHROMAX®** (azithromycin)
18. **ZOVIRAX®** (acyclovir)

# ADAP FORMULARY



## ANTIRETROVIRALS (ARV's)

1. **APTIVUS®** (tipranavir, TPV)
2. **ATRIPLA®** (tenofovir / emtricitabine / efavirenz, TDF+FTC+EFV)
3. **COMBIVIR** (zidovudine/lamivudine, ZDV+3TC)
4. **COMPLERA®** (rilpivirine / tenofovir / emtricitabine, RPV+TDF+FTC)
5. **CRIXIVAN®** (indinavir, IDV)
6. **EDURANT™** (rilpivirine, RPB)
7. **EMTRIVA®** (emtricitabine, FTC)
8. **EPIVIR** (lamivudine, 3TC)
9. **EPZICOM®** (abacavir/lamivudine, ABC+3TC)
10. **FUZEON®** (enfuvirtide, T-20, ENF)
11. **INTELENCE®** (etravirine, ETR)
12. **INVIRASE®** (saquinavir, SQV)
13. **ISENTRESS®** (raltegravir, RAL)
14. **KALETRA®** (lopinavir/ritonavir, LPV+RTV)
15. **LEXIVA®** (fosamprenavir, FPV)
16. **NORVIR®** (ritonavir, RTV)
17. **PREZISTA®** (darunavir, DRV)
18. **RESCRIPTOR** (delavirdine, DLV)
19. **RETROVIR®** (zidovudine, AZT, ZDV)
20. **REYATAZ®** (atazanavir, ATV)
21. **SELZENTRY®** (maraviroc, MVC)
22. **STRIBILD™** (elvitegravir, cobicistat, emtricitabine, tenofovir disoproxil fumarate)
23. **SUSTIVA®** (efavirenz, EFV)
24. **Tivicay®** (dolutegravir, DTG)
25. **TRIZIVIR®** (abacavir/lamivudine/ zidovudine, ABC+3TC+ZDV)
26. **TRUVADA®** (tenofovir / emtricitabine, TDF+FTC)
27. **VIDEX®** (didanosine, ddl)
28. **VIRACEPT®** (nelfinavir, NFV)
29. **VIRAMUNE®** (nevirapine, NVP)
30. **VIREAD®** (tenofovir disoproxil fumarate, TDF)
31. **ZERIT®** (stavudine, d4T)
32. **ZIAGEN®** (abacavir, ABC)

## OPPORTUNISTIC INFECTION (OIs)

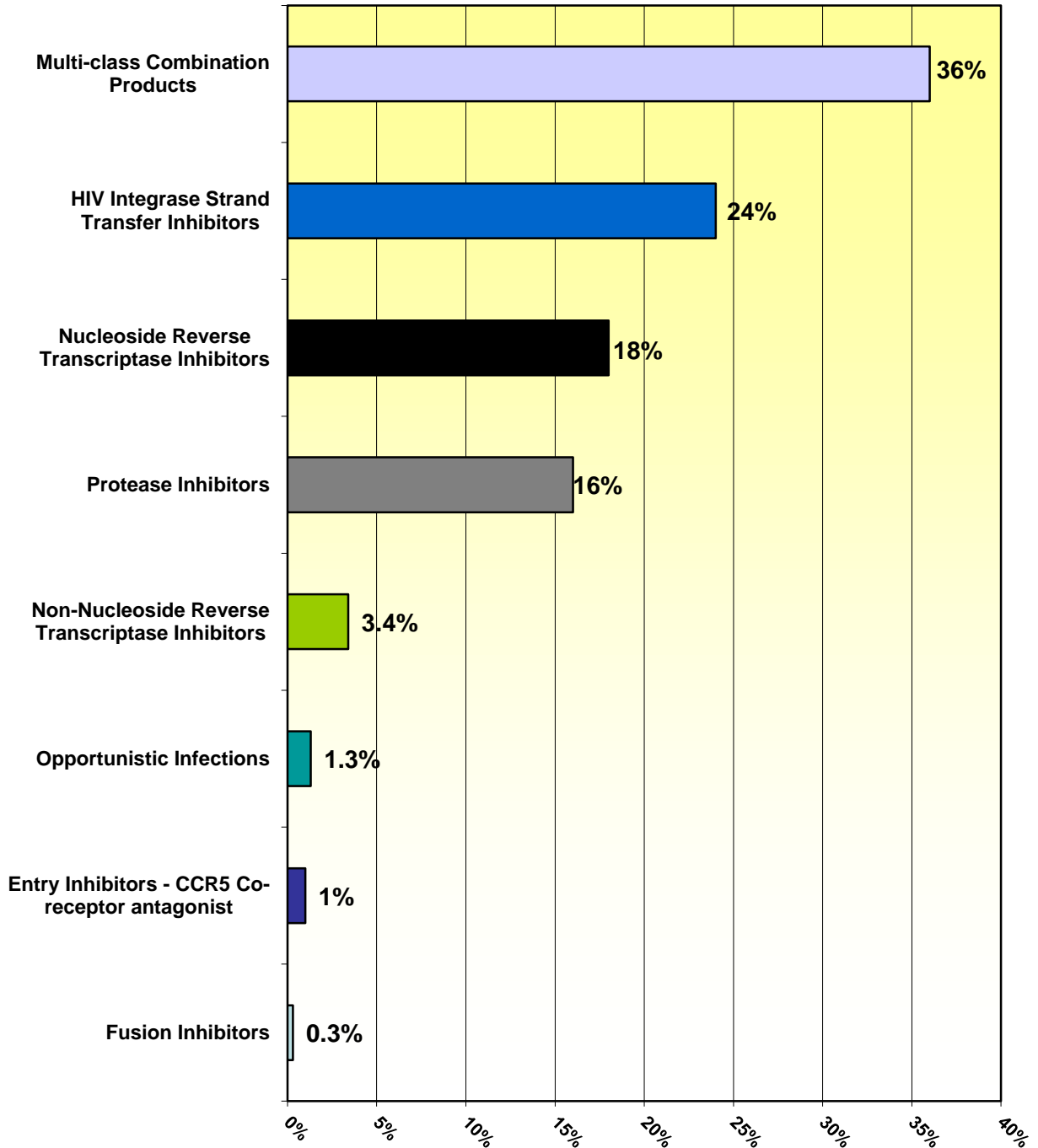
1. **BACTRIM™DS** (sulfamethoxazole and trimethoprim, TMP/SMZ DS) (Double Strength)
2. **BIAXIN® Filmtab®** (clarithromycin)
3. **DAPSONE** (Diamino-diphenyl Sulfone, dds)
4. **DARAPRIM®** (pyrimethamine)
5. **DIFLUCAN®** (fluconazole)
6. **LEUCOVORIN®** (calcium folinate)
7. **MEPRON®** (atovaquone)
8. **MYAMBUTOL®** (ethambutol hydrochloride)
9. **MYCELEX® Troche** (clotrimazole)
10. **MYCOBUTIN®** (rifabutin)
11. **NIZORAL®** (ketoconazole)
12. **SPORANOX®** (itraconazole)
13. **SULFADIAZINE**
14. **TERAZOL®** (terconazole)
15. **VALCYTE®** (valganciclovir hydrochloride)
16. **VALTREX®** (valacyclovir hydrochloride)
17. **ZITHROMAX®** (azithromycin)
18. **ZOVIRAX®** (acyclovir)

# DRUGS EXPENDITURE BY CLASS



**\*TOTAL: \$24,591,288**

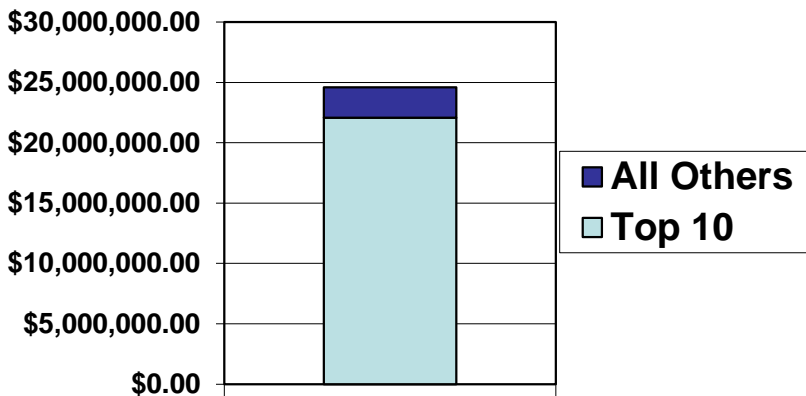
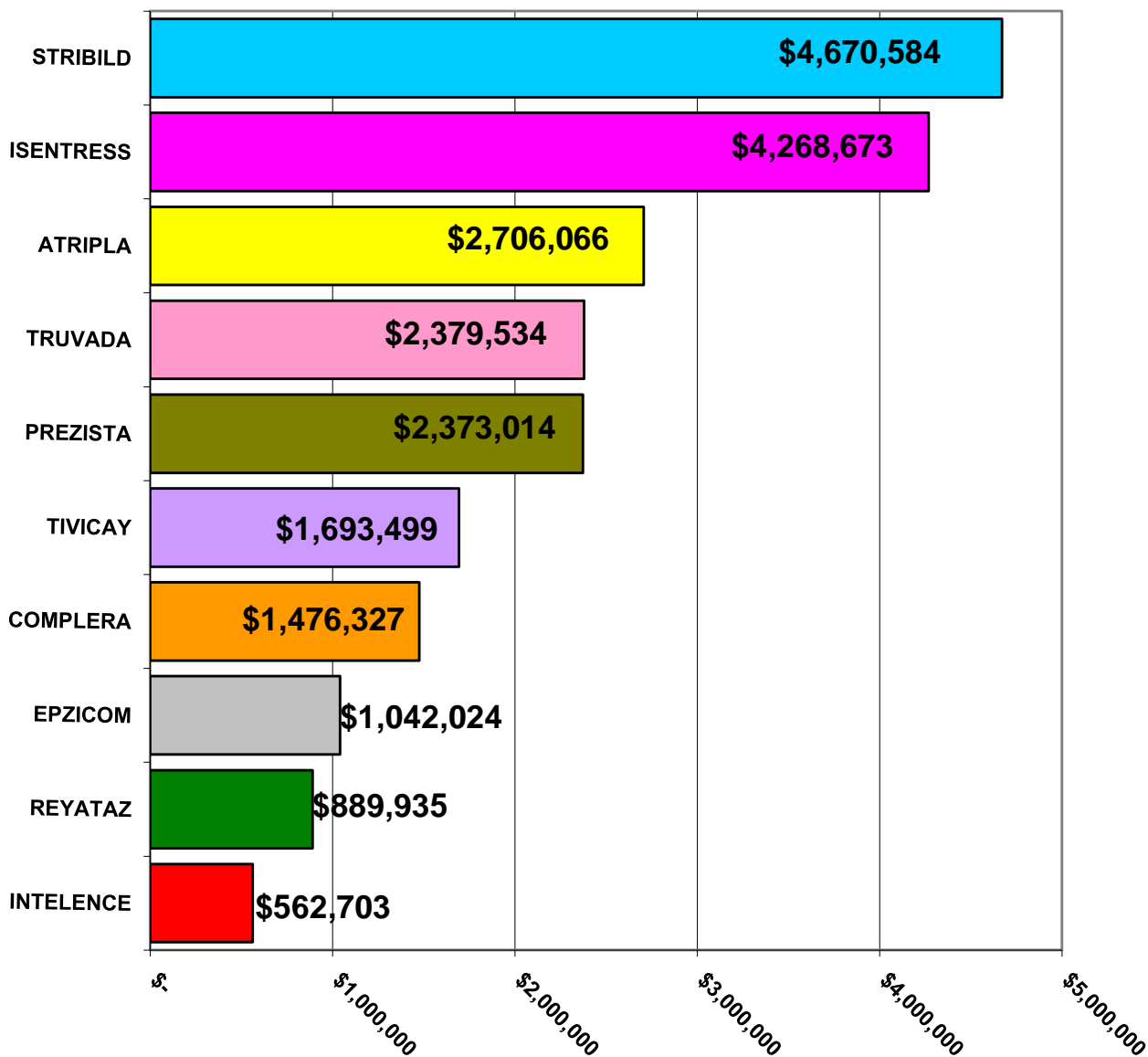
**1<sup>ST</sup> QUARTER**



\*This total represents purchases, not utilization for Uninsured clients.

# TOP 10 DRUGS

1<sup>ST</sup> QUARTER



\*This total represents purchases, not utilization for Uninsured clients.