

Created: 07/01/15

Revision: 10/15/15

# The Continuum of HIV Care Florida, 2014

Lorene Maddox, MPH

Karalee Poschman, MPH

# National HIV/AIDS Strategy

- **Goals**

- Reduce the number of people who become infected with HIV
- Increase access to care and improve health outcomes for people living with HIV
- Reduce HIV-related health disparities

- **Vital to improve engagement at every stage in a continuum of care that includes:**

- HIV testing and subsequent diagnosis
- Linkage to HIV medical care
- Continuous engagement in HIV medical care (retention)
- Initiation of antiretroviral therapy (ART)
- Suppressed viral load (<200 copies/mL)

# Definitions

The diagnosis-based HIV care continuum shows each step of the continuum as a percentage of the number of people living with diagnosed HIV as of the end of 2014.

- **HIV Diagnosed**: The number of persons known to be diagnosed and living in Florida with HIV disease (PLWH) through 2014, regardless of AIDS status or where diagnosed, as of 06/30/2015.
- **Ever in Care**: PLWH with at least 1 documented viral load (VL) or CD4 lab, medical visit or prescription since HIV diagnosis.
- **In care**: PLWH with at least 1 documented VL or CD4 lab, medical visit or prescription in 2014.
- **Retained in care**: PLWH with 2 or more documented VL or CD4 labs, medical visits or prescriptions (at least 3 months apart) in 2014.
- **On ART**: Estimated PLWH on antiretroviral therapy (ART) in 2014. The 2013 FL MMP data are used to estimate the number and percentage of people receiving medical care and who have a documented ART prescription in their medical records in the observed year. From the 2013 FL MMP data, 95% of those in care were on ART.
- **Suppressed Viral Load**: PLWH with a suppressed viral load (<200 copies/mL) on the last viral load in 2014.

# Resources

## Understanding the HIV Care Continuum

[http://www.cdc.gov/hiv/pdf/DHAP\\_Continuum.pdf](http://www.cdc.gov/hiv/pdf/DHAP_Continuum.pdf)

## HIV/AIDS Care Continuum

<https://www.aids.gov/federal-resources/policies/care-continuum/>

## HHS Common HIV Core Indicators

<http://hab.hrsa.gov/deliverhivaidscore/habperformmeasures.html>

For additional information please refer to the Florida Continuum of Care slide set:

<http://www.floridahealth.gov/diseases-and-conditions/aids/surveillance/index.html>

# Limitations to the Data (part 1 of 2)

- The most significant limitation is ensuring that all 110,000 PLWH that are presumed alive and living in Florida in eHARS are all valid.
- These data are generated from the merging of the following database: the HIV/AIDS Reporting System (eHARS) database, Florida's CAREWare database, Miami's SDIS database and ADAP.

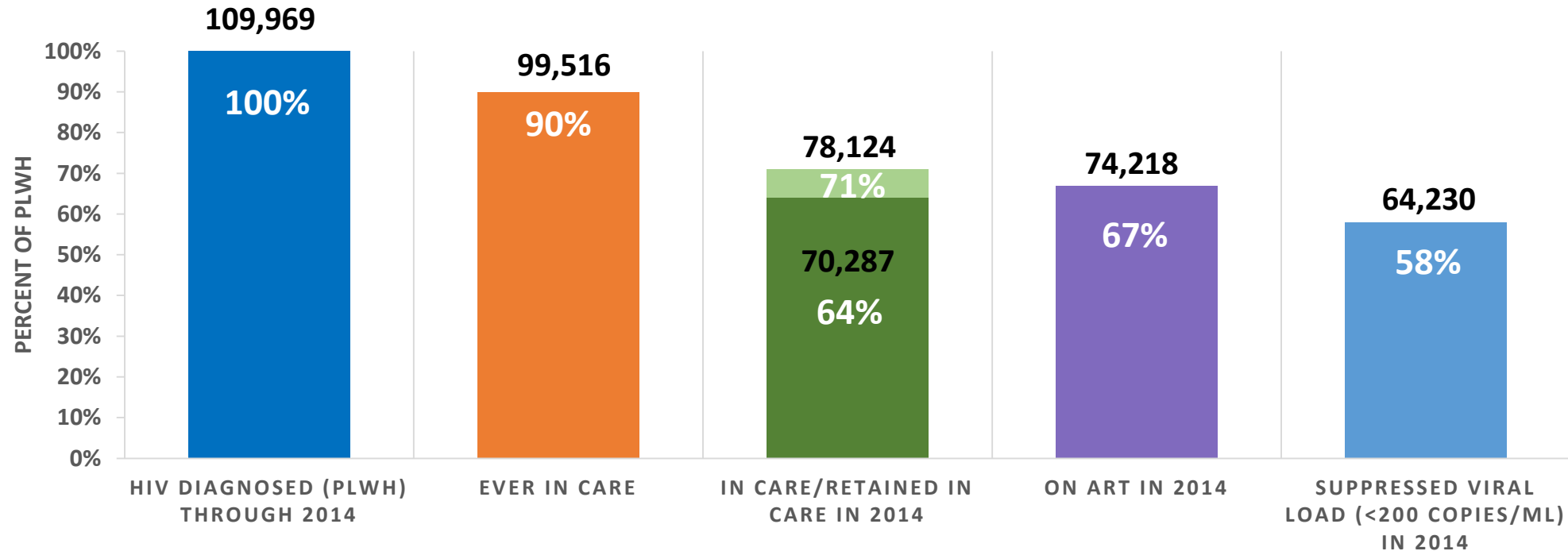
The analysis of these data depends on:

- the completeness of laboratory reporting in eHARS,
  - maintaining timely reporting of deaths, and
  - maintaining accurate current addresses, accommodating for in and out migration.
- The other significant limitation results in assuming that persons not in care based on the data matches above, are truly not in care.
- Although significant strides have been made in the past year to address these limitations at both the state and local levels, continued efforts will be made to further improve the completeness of these data elements.

# Limitations to the Data (part 2 of 2)

- All of the bars in the HIV Care Continuum reflect actual data, analyzed from the matched databases with the exception of the ART bar.
- The data for ART was estimated based on MMP data. These estimations were applied to the main state and partnership area bars. However, this bar was omitted on tables with demographic and risk breakdowns because the estimated value is based on small numbers. In the upcoming year, we will evaluate the use of the patient care databases along with eHARS to get a more accurate estimate for the state and local areas.

# Number and Percentage of Persons Diagnosed and Living with HIV (PLWH) Engaged in Selected Stages of the Continuum of HIV Care Florida (incl. DOC), 2014



- 83% of those diagnosed with HIV in 2014 had documented HIV-related care within 3 months of diagnosis
- 82% of PLWH in care had a suppressed viral load in 2014

(1) **HIV Diagnosed:** Persons diagnosed and living with HIV (PLWH) in Florida through the end of 2014.

(2) **Ever in Care:** PLWH with at least 1 documented viral load (VL) or CD4 lab, medical visit or prescription since HIV diagnosis.

(3) **In Care:** PLWH with at least 1 documented VL or CD4 lab, medical visit or prescription in 2014.

**Retained in Care:** PLWH with 2 or more documented VL or CD4 labs, medical visits or prescriptions (at least 3 months apart) in 2014.

(4) **On ART:** Estimated PLWH on antiretroviral therapy (ART) in 2014 (estimated from 2013 FL MMP data).

(5) **Suppressed Viral Load:** PLWH with a suppressed VL (<200 copies/mL) on last VL in 2014.

# Number and Percentage of HIV-Infected by Selected Demographic and Transmission Groups Engaged in Selected Stages of the Continuum of HIV Care Florida, 2014 (part 1 or 2)

- **By Geographical Area/Population Density**
- **By Sex**
  - Male, Female
- **By Race**
  - White, Black, Hispanic
- **By Current Age Group**
  - 0-12, 13-24, 25-49, 50+



# Number and Percentage of HIV-Infected by Selected Demographic and Transmission Groups Engaged in Selected Stages of the Continuum of HIV Care Florida, 2014 (part 2 of 2)

- **By Transmission Groups\***

- IDU

- Male IDU
    - Female IDU

- MSM

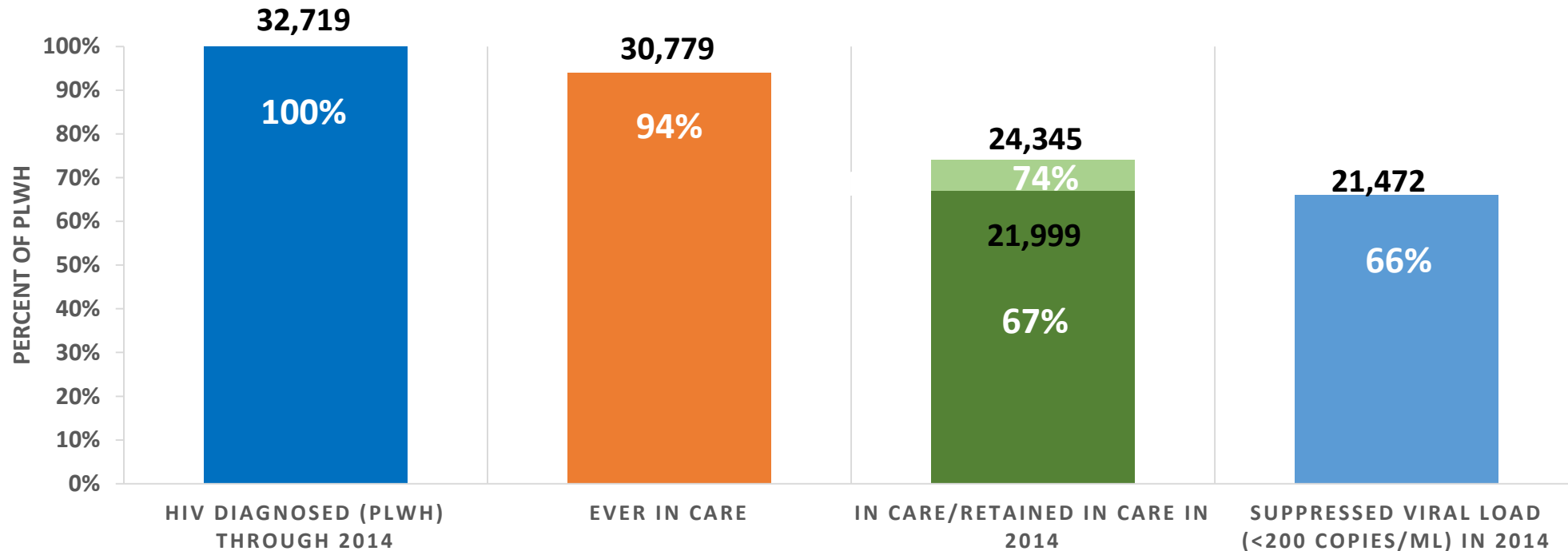
- White MSM
    - Black MSM
    - Hispanic MSM

- Heterosexual

- Heterosexual Males
    - Heterosexual Females
- White Heterosexual
    - Hispanic Heterosexual
    - Black Heterosexual
    - Black Heterosexual Males
    - Black Heterosexual Females

\*Note: MSM=MSM and MSM/IDU cases, IDU=IDU and MSM/IDU cases, therefore these two groups are NOT mutually exclusive

# Number and Percentage of Persons Diagnosed and Living with HIV (PLWH) Engaged in Selected Stages of the Continuum of HIV Care Among Whites, Florida, 2014



- 88% of those diagnosed with HIV in 2014 had documented HIV-related care within 3 months of diagnosis
- 88% of PLWH in care had a suppressed viral load in 2014

(1) **HIV Diagnosed:** Persons diagnosed and living with HIV (PLWH) in Florida through the end of 2014.

(2) **Ever in Care:** PLWH with at least 1 documented viral load (VL) or CD4 lab, medical visit or prescription since HIV diagnosis.

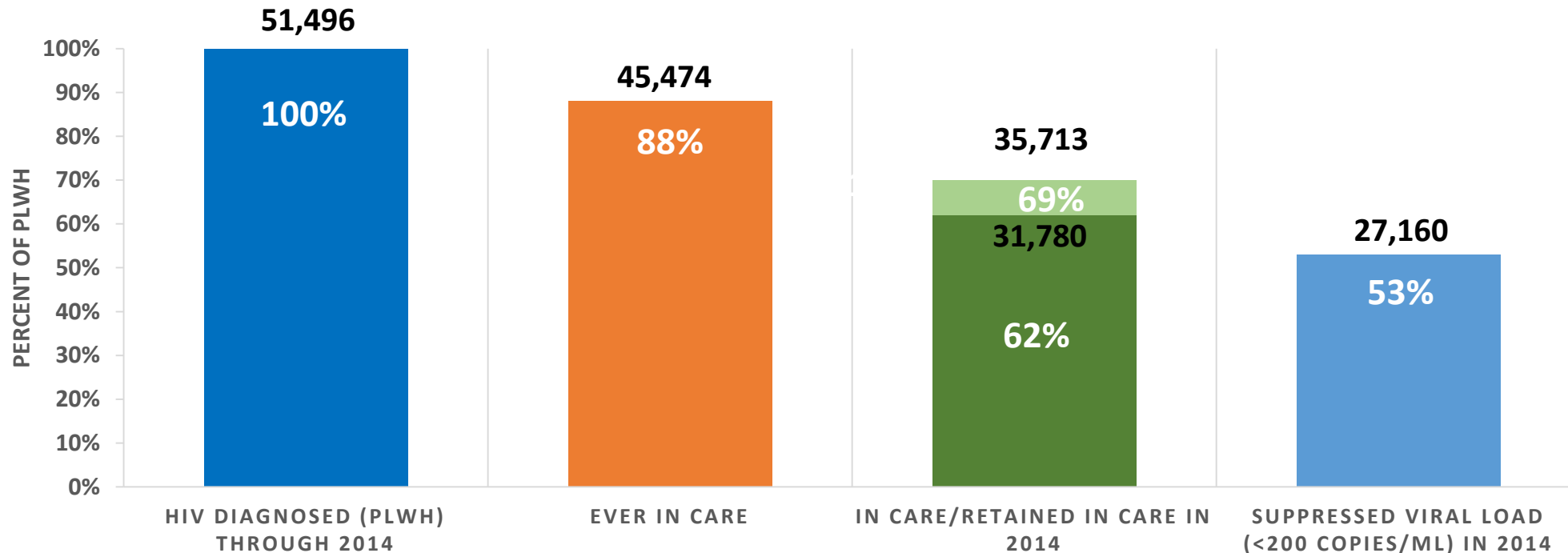
(3) **In Care:** PLWH with at least 1 documented VL or CD4 lab, medical visit or prescription in 2014.

**Retained in Care:** PLWH with 2 or more documented VL or CD4 labs, medical visits or prescriptions (at least 3 months apart) in 2014.

(4) **On ART:** This bar was omitted on tables with demographic and risk breakdowns because the estimated value is based on small numbers.

(5) **Suppressed Viral Load:** PLWH with a suppressed VL (<200 copies/mL) on last VL in 2014.

# Number and Percentage of Persons Diagnosed and Living with HIV (PLWH) Engaged in Selected Stages of the Continuum of HIV Care Among Blacks, Florida, 2014



- 77% of those diagnosed with HIV in 2014 had documented HIV-related care within 3 months of diagnosis
- 76% of PLWH in care had a suppressed viral load in 2014

(1) **HIV Diagnosed:** Persons diagnosed and living with HIV (PLWH) in Florida through the end of 2014.

(2) **Ever in Care:** PLWH with at least 1 documented viral load (VL) or CD4 lab, medical visit or prescription since HIV diagnosis.

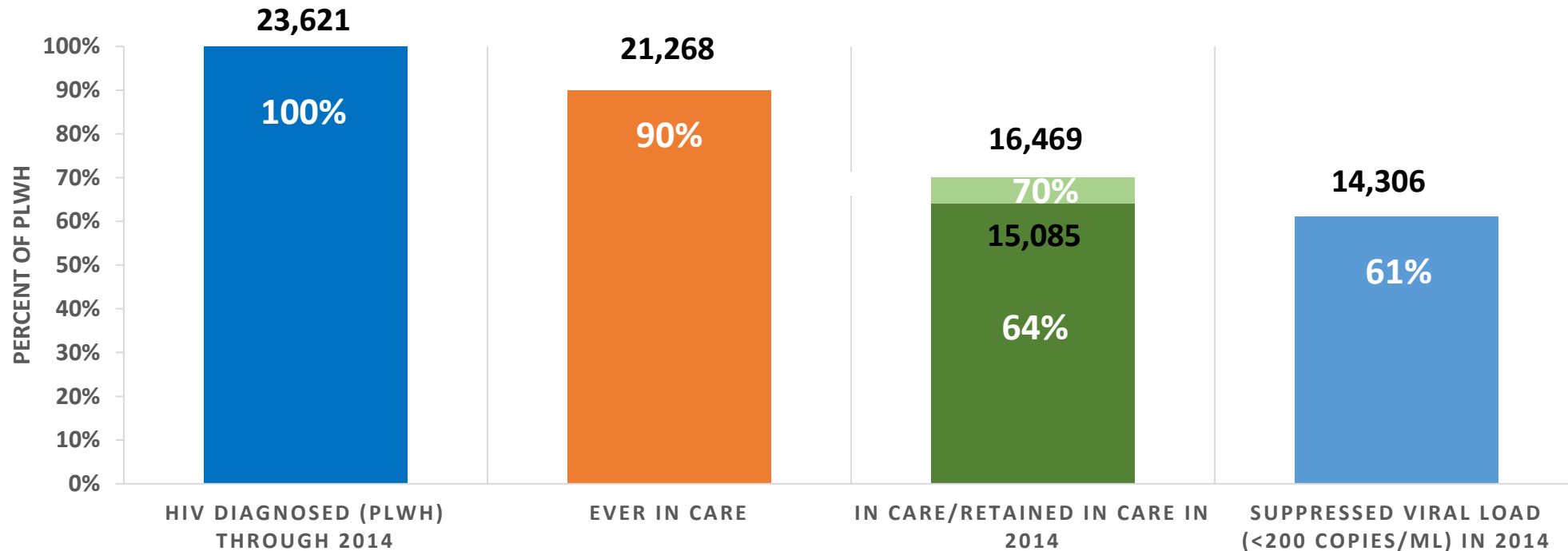
(3) **In Care:** PLWH with at least 1 documented VL or CD4 lab, medical visit or prescription in 2014.

**Retained in Care:** PLWH with 2 or more documented VL or CD4 labs, medical visits or prescriptions (at least 3 months apart) in 2014.

(4) **On ART:** This bar was omitted on tables with demographic and risk breakdowns because the estimated value is based on small numbers.

(5) **Suppressed Viral Load:** PLWH with a suppressed VL (<200 copies/mL) on last VL in 2014.

# Number and Percentage of Persons Diagnosed and Living with HIV (PLWH) Engaged in Selected Stages of the Continuum of HIV Care Among Hispanics, Florida, 2014



- 86% of those diagnosed with HIV in 2014 had documented HIV-related care within 3 months of diagnosis
- 87% of PLWH in care had a suppressed viral load in 2014

(1) **HIV Diagnosed:** Persons diagnosed and living with HIV (PLWH) in Florida through the end of 2014.

(2) **Ever in Care:** PLWH with at least 1 documented viral load (VL) or CD4 lab, medical visit or prescription since HIV diagnosis.

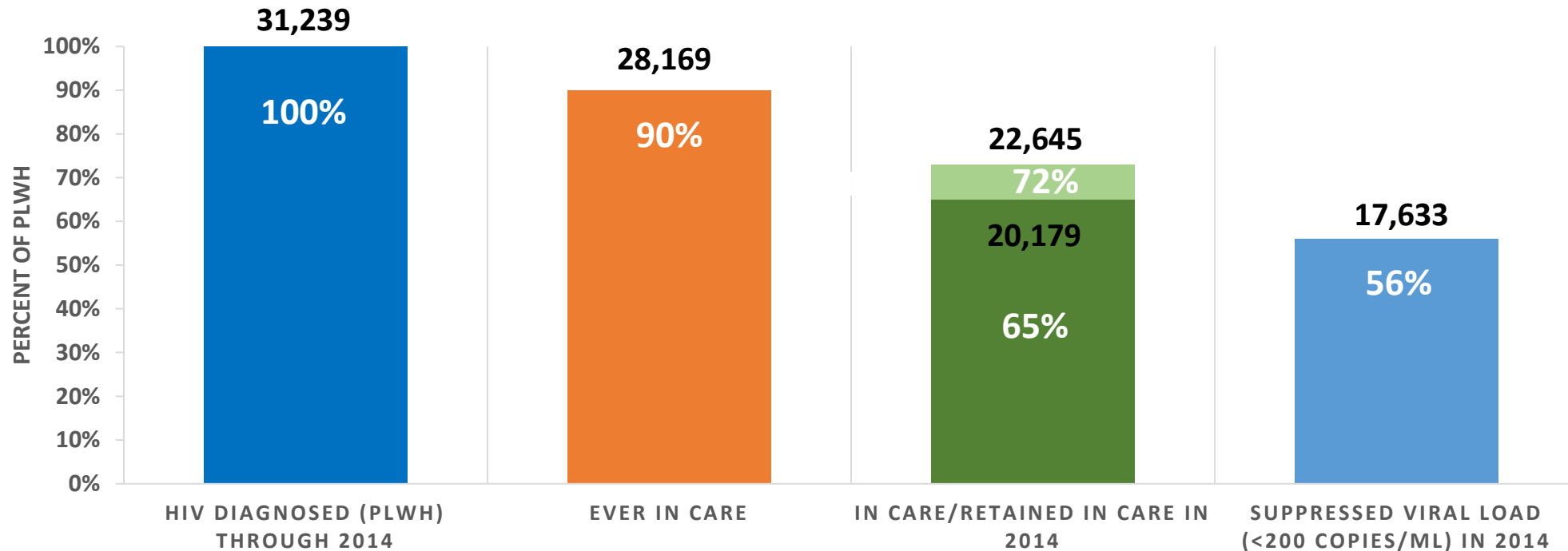
(3) **In Care:** PLWH with at least 1 documented VL or CD4 lab, medical visit or prescription in 2014.

**Retained in Care:** PLWH with 2 or more documented VL or CD4 labs, medical visits or prescriptions (at least 3 months apart) in 2014.

(4) **On ART:** This bar was omitted on tables with demographic and risk breakdowns because the estimated value is based on small numbers.

(5) **Suppressed Viral Load:** PLWH with a suppressed VL (<200 copies/mL) on last VL in 2014.

# Number and Percentage of Persons Diagnosed and Living with HIV (PLWH) Engaged in Selected Stages of the Continuum of HIV Care Among Females, Florida, 2014



- 82% of those diagnosed with HIV in 2014 had documented HIV-related care within 3 months of diagnosis
- 78% of PLWH in care had a suppressed viral load in 2014

(1) **HIV Diagnosed:** Persons diagnosed and living with HIV (PLWH) in Florida through the end of 2014.

(2) **Ever in Care:** PLWH with at least 1 documented viral load (VL) or CD4 lab, medical visit or prescription since HIV diagnosis.

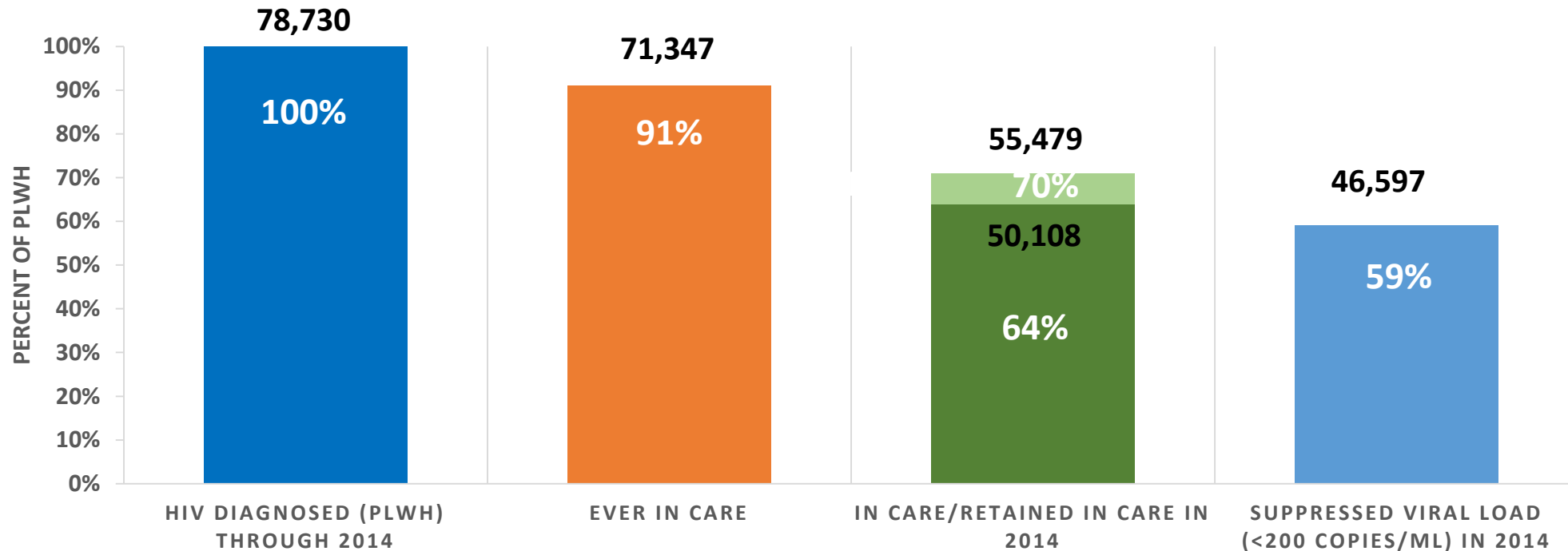
(3) **In Care:** PLWH with at least 1 documented VL or CD4 lab, medical visit or prescription in 2014.

**Retained in Care:** PLWH with 2 or more documented VL or CD4 labs, medical visits or prescriptions (at least 3 months apart) in 2014.

(4) **On ART:** This bar was omitted on tables with demographic and risk breakdowns because the estimated value is based on small numbers.

(5) **Suppressed Viral Load:** PLWH with a suppressed VL (<200 copies/mL) on last VL in 2014.

# Number and Percentage of Persons Diagnosed and Living with HIV (PLWH) Engaged in Selected Stages of the Continuum of HIV Care Among Males, Florida, 2014



- 83% of those diagnosed with HIV in 2014 had documented HIV-related care within 3 months of diagnosis
- 84% of PLWH in care had a suppressed viral load in 2014

(1) **HIV Diagnosed:** Persons diagnosed and living with HIV (PLWH) in Florida through the end of 2014.

(2) **Ever in Care:** PLWH with at least 1 documented viral load (VL) or CD4 lab, medical visit or prescription since HIV diagnosis.

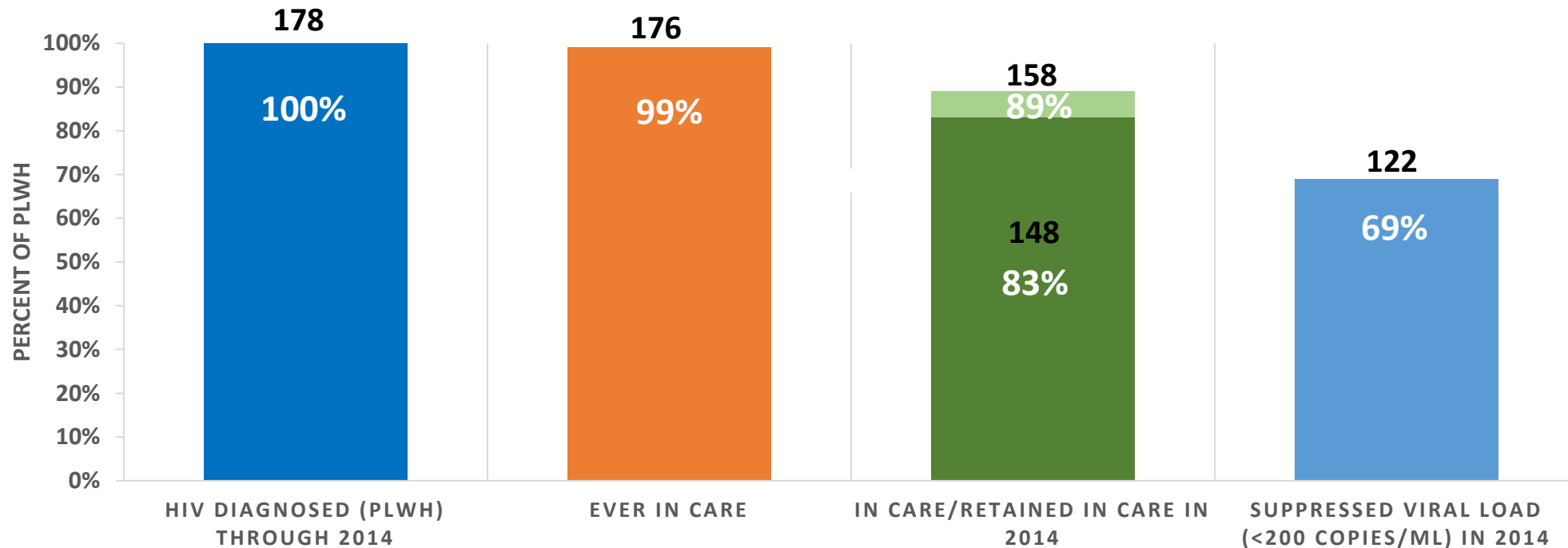
(3) **In Care:** PLWH with at least 1 documented VL or CD4 lab, medical visit or prescription in 2014.

**Retained in Care:** PLWH with 2 or more documented VL or CD4 labs, medical visits or prescriptions (at least 3 months apart) in 2014.

(4) **On ART:** This bar was omitted on tables with demographic and risk breakdowns because the estimated value is based on small numbers.

(5) **Suppressed Viral Load:** PLWH with a suppressed VL (<200 copies/mL) on last VL in 2014.

# Number and Percentage of Persons Diagnosed and Living with HIV (PLWH) Engaged in Selected Stages of the Continuum of HIV Care Among Persons 0-12 years of age, Florida, 2014



- 86% of those diagnosed with HIV in 2014 had documented HIV-related care within 3 months of diagnosis
- 77% of PLWH in care had a suppressed viral load in 2014

(1) **HIV Diagnosed:** Persons diagnosed and living with HIV (PLWH) in Florida through the end of 2014.

(2) **Ever in Care:** PLWH with at least 1 documented viral load (VL) or CD4 lab, medical visit or prescription since HIV diagnosis.

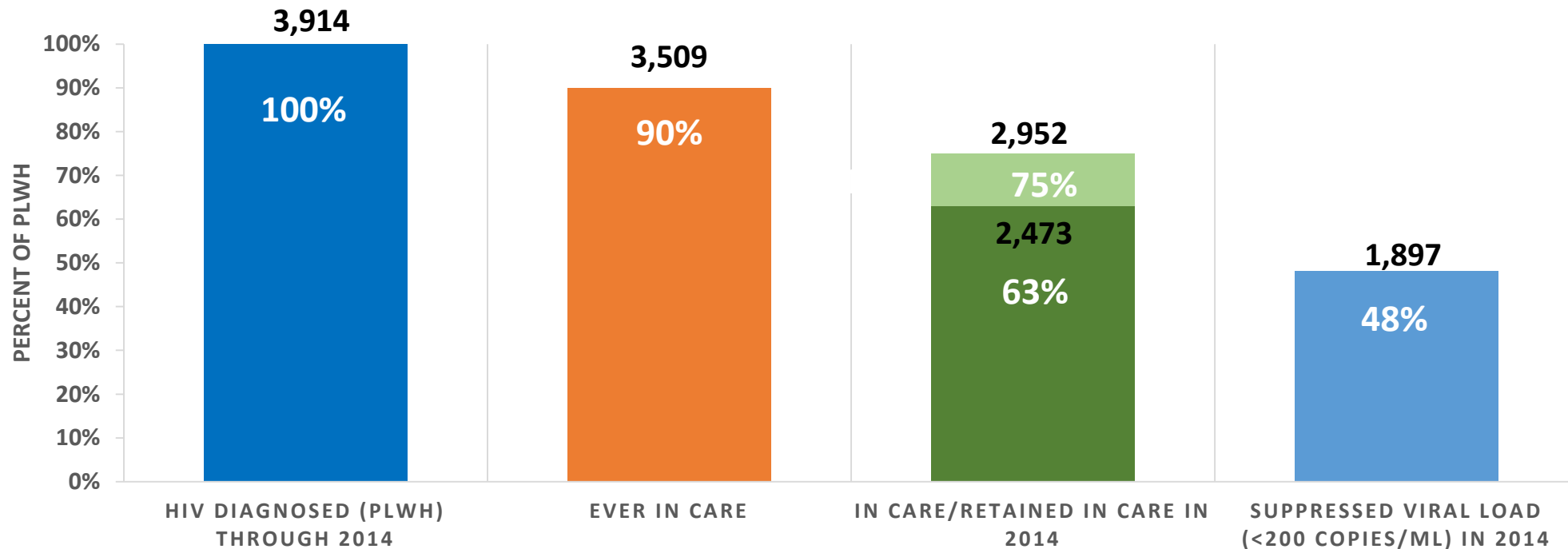
(3) **In Care:** PLWH with at least 1 documented VL or CD4 lab, medical visit or prescription in 2014.

**Retained in Care:** PLWH with 2 or more documented VL or CD4 labs, medical visits or prescriptions (at least 3 months apart) in 2014.

(4) **On ART:** This bar was omitted on tables with demographic and risk breakdowns because the estimated value is based on small numbers.

(5) **Suppressed Viral Load:** PLWH with a suppressed VL (<200 copies/mL) on last VL in 2014.

# Number and Percentage of Persons Diagnosed and Living with HIV (PLWH) Engaged in Selected Stages of the Continuum of HIV Care Among Persons 13-24 years of age, Florida, 2014



- 74% of those diagnosed with HIV in 2014 had documented HIV-related care within 3 months of diagnosis
- 64% of PLWH in care had a suppressed viral load in 2014

(1) **HIV Diagnosed:** Persons diagnosed and living with HIV (PLWH) in Florida through the end of 2014.

(2) **Ever in Care:** PLWH with at least 1 documented viral load (VL) or CD4 lab, medical visit or prescription since HIV diagnosis.

(3) **In Care:** PLWH with at least 1 documented VL or CD4 lab, medical visit or prescription in 2014.

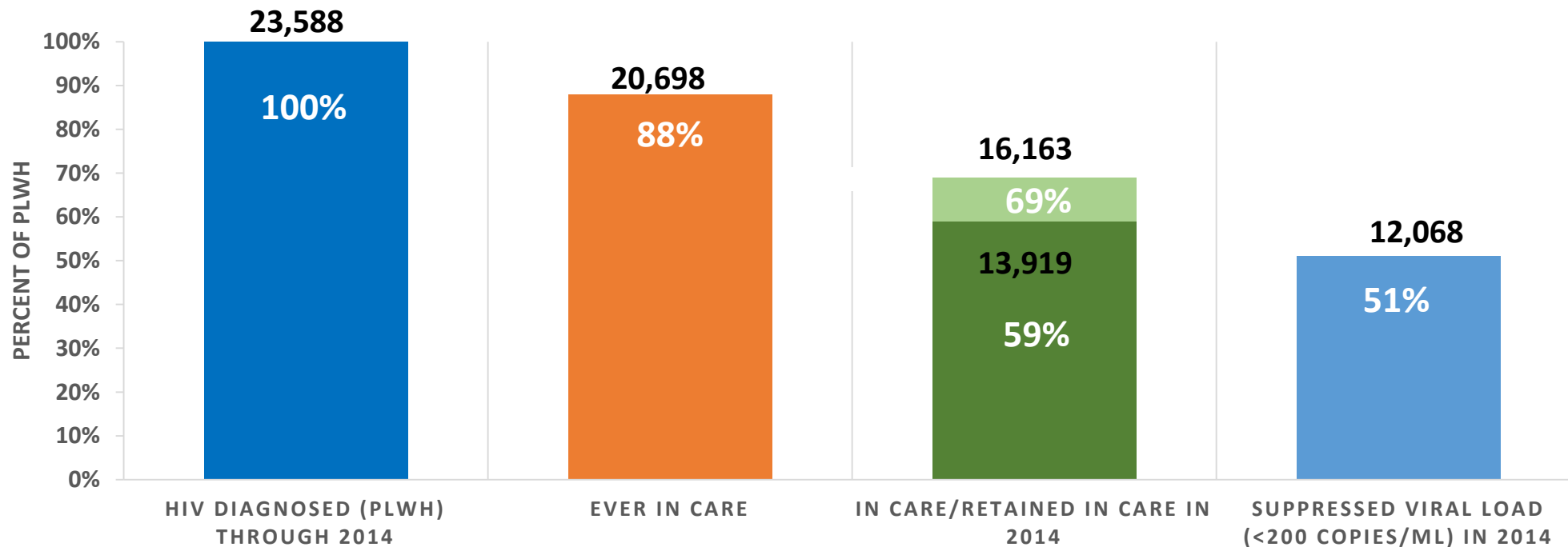
**Retained in Care:** PLWH with 2 or more documented VL or CD4 labs, medical visits or prescriptions (at least 3 months apart) in 2014.

(4) **On ART:** This bar was omitted on tables with demographic and risk breakdowns because the estimated value is based on small numbers.

(5) **Suppressed Viral Load:** PLWH with a suppressed VL (<200 copies/mL) on last VL in 2014.



# Number and Percentage of Persons Diagnosed and Living with HIV (PLWH) Engaged in Selected Stages of the Continuum of HIV Care Among Persons 25-39 years of age, Florida, 2014



- 80% of those diagnosed with HIV in 2014 had documented HIV-related care within 3 months of diagnosis
- 75% of PLWH in care had a suppressed viral load in 2014

(1) **HIV Diagnosed:** Persons diagnosed and living with HIV (PLWH) in Florida through the end of 2014.

(2) **Ever in Care:** PLWH with at least 1 documented viral load (VL) or CD4 lab, medical visit or prescription since HIV diagnosis.

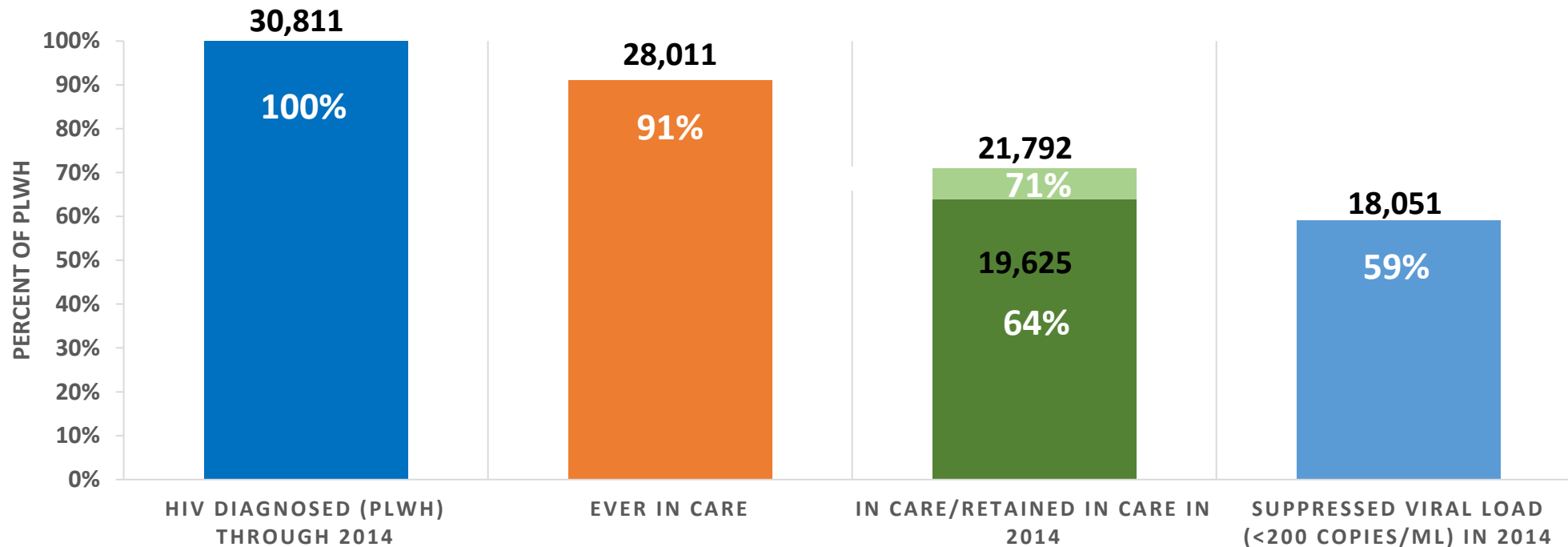
(3) **In Care:** PLWH with at least 1 documented VL or CD4 lab, medical visit or prescription in 2014.

**Retained in Care:** PLWH with 2 or more documented VL or CD4 labs, medical visits or prescriptions (at least 3 months apart) in 2014.

(4) **On ART:** This bar was omitted on tables with demographic and risk breakdowns because the estimated value is based on small numbers.

(5) **Suppressed Viral Load:** PLWH with a suppressed VL (<200 copies/mL) on last VL in 2014.

# Number and Percentage of Persons Diagnosed and Living with HIV (PLWH) Engaged in Selected Stages of the Continuum of HIV Care Among Persons 40-49 years of age, Florida 2014



- 88% of those diagnosed with HIV in 2014 had documented HIV-related care within 3 months of diagnosis
- 83% of PLWH in care had a suppressed viral load in 2014

(1) **HIV Diagnosed:** Persons diagnosed and living with HIV (PLWH) in Florida through the end of 2014.

(2) **Ever in Care:** PLWH with at least 1 documented viral load (VL) or CD4 lab, medical visit or prescription since HIV diagnosis.

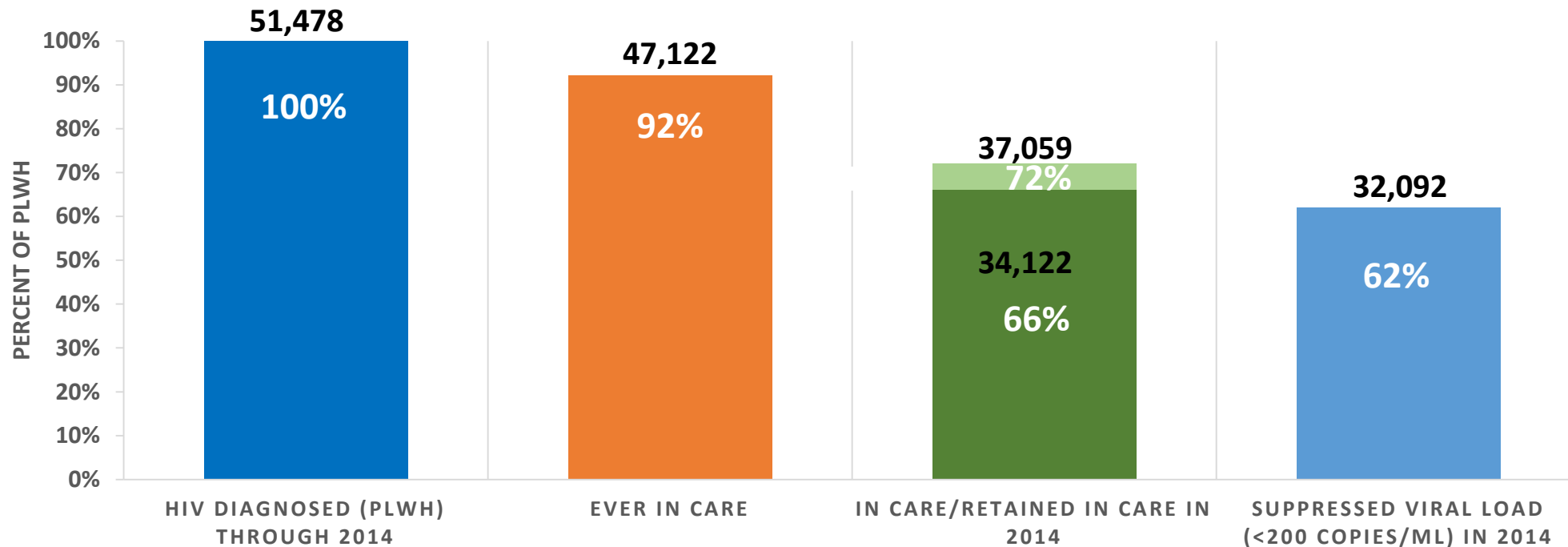
(3) **In Care:** PLWH with at least 1 documented VL or CD4 lab, medical visit or prescription in 2014.

**Retained in Care:** PLWH with 2 or more documented VL or CD4 labs, medical visits or prescriptions (at least 3 months apart) in 2014.

(4) **On ART:** This bar was omitted on tables with demographic and risk breakdowns because the estimated value is based on small numbers.

(5) **Suppressed Viral Load:** PLWH with a suppressed VL (<200 copies/mL) on last VL in 2014.

# Number and Percentage of Persons Diagnosed and Living with HIV (PLWH) Engaged in Selected Stages of the Continuum of HIV Care Among Persons 50+ years of age, Florida, 2014



- 87% of those diagnosed with HIV in 2014 had documented HIV-related care within 3 months of diagnosis
- 87% of PLWH in care had a suppressed viral load in 2014

(1) **HIV Diagnosed:** Persons diagnosed and living with HIV (PLWH) in Florida through the end of 2014.

(2) **Ever in Care:** PLWH with at least 1 documented viral load (VL) or CD4 lab, medical visit or prescription since HIV diagnosis.

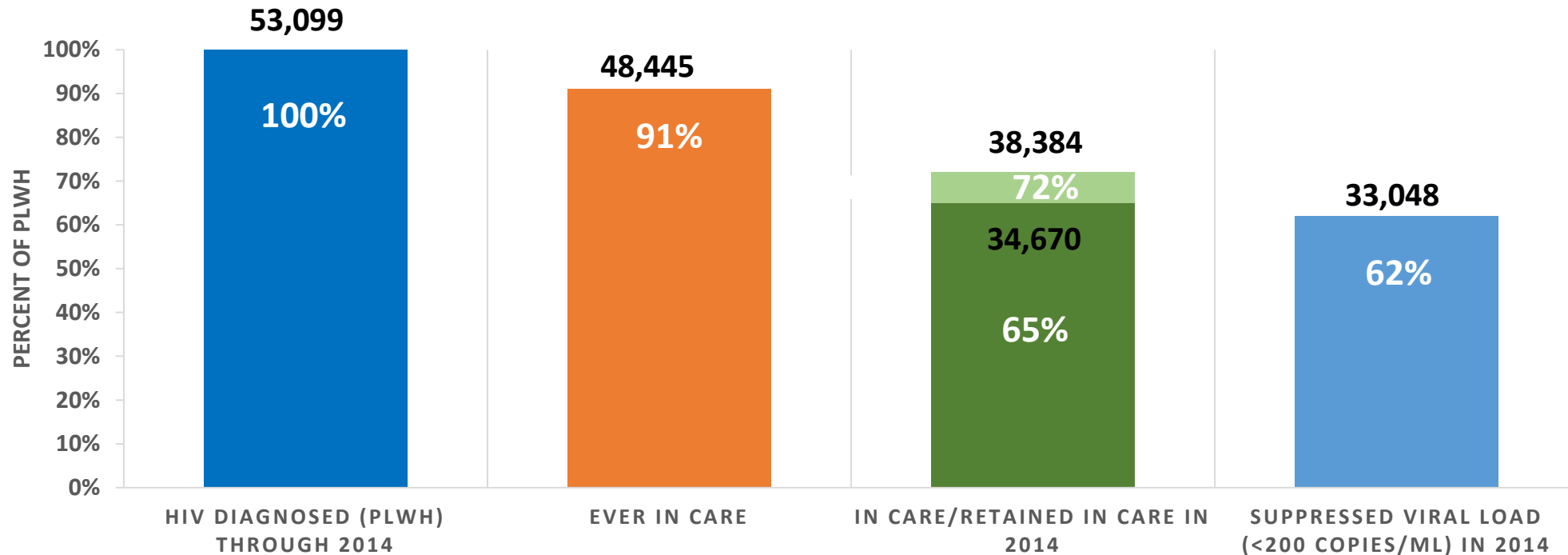
(3) **In Care:** PLWH with at least 1 documented VL or CD4 lab, medical visit or prescription in 2014.

**Retained in Care:** PLWH with 2 or more documented VL or CD4 labs, medical visits or prescriptions (at least 3 months apart) in 2014.

(4) **On ART:** This bar was omitted on tables with demographic and risk breakdowns because the estimated value is based on small numbers.

(5) **Suppressed Viral Load:** PLWH with a suppressed VL (<200 copies/mL) on last VL in 2014.

# Number and Percentage of Persons Diagnosed and Living with HIV (PLWH) Engaged in Selected Stages of the Continuum of HIV Care Among MSM, Florida, 2014



- 84% of those diagnosed with HIV in 2014 had documented HIV-related care within 3 months of diagnosis
- 86% of PLWH in care had a suppressed viral load in 2014

(1) **HIV Diagnosed:** Persons diagnosed and living with HIV (PLWH) in Florida through the end of 2014.

(2) **Ever in Care:** PLWH with at least 1 documented viral load (VL) or CD4 lab, medical visit or prescription since HIV diagnosis.

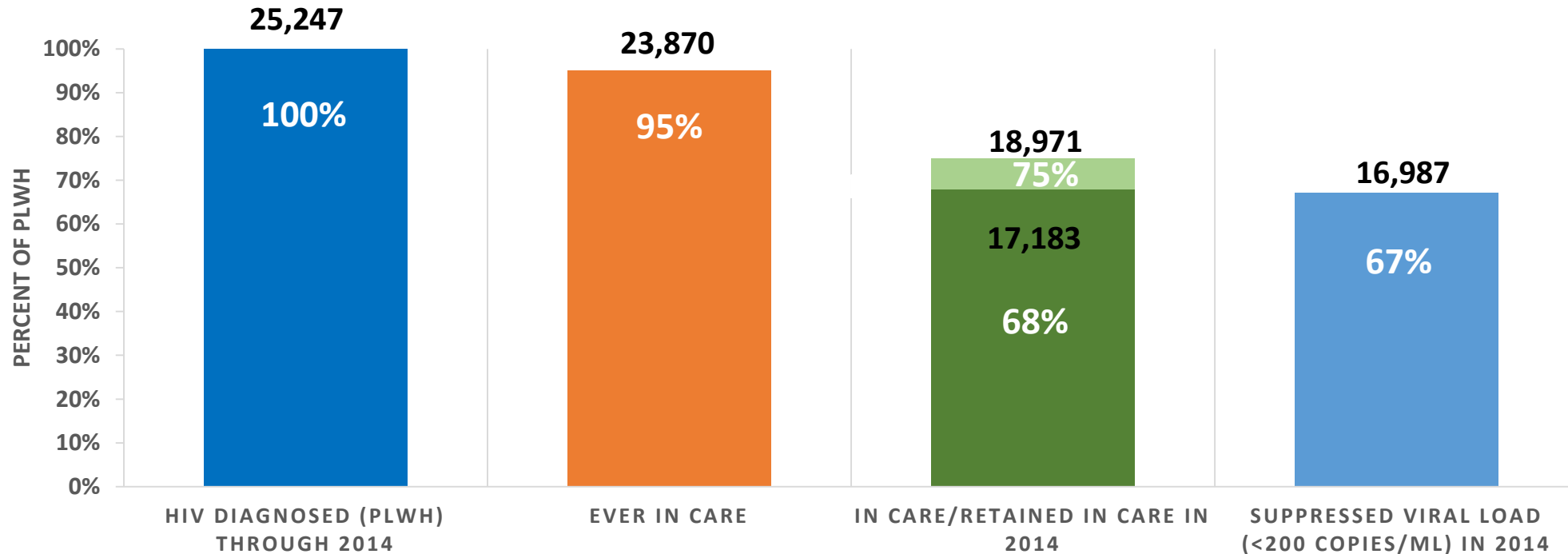
(3) **In Care:** PLWH with at least 1 documented VL or CD4 lab, medical visit or prescription in 2014.

**Retained in Care:** PLWH with 2 or more documented VL or CD4 labs, medical visits or prescriptions (at least 3 months apart) in 2014.

(4) **On ART:** This bar was omitted on tables with demographic and risk breakdowns because the estimated value is based on small numbers.

(5) **Suppressed Viral Load:** PLWH with a suppressed VL (<200 copies/mL) on last VL in 2014.

# Number and Percentage of Persons Diagnosed and Living with HIV (PLWH) Engaged in Selected Stages of the Continuum of HIV Care Among White MSM, Florida, 2014



- 89% of those diagnosed with HIV in 2014 had documented HIV-related care within 3 months of diagnosis
- 90% of PLWH in care had a suppressed viral load in 2014

(1) **HIV Diagnosed:** Persons diagnosed and living with HIV (PLWH) in Florida through the end of 2014.

(2) **Ever in Care:** PLWH with at least 1 documented viral load (VL) or CD4 lab, medical visit or prescription since HIV diagnosis.

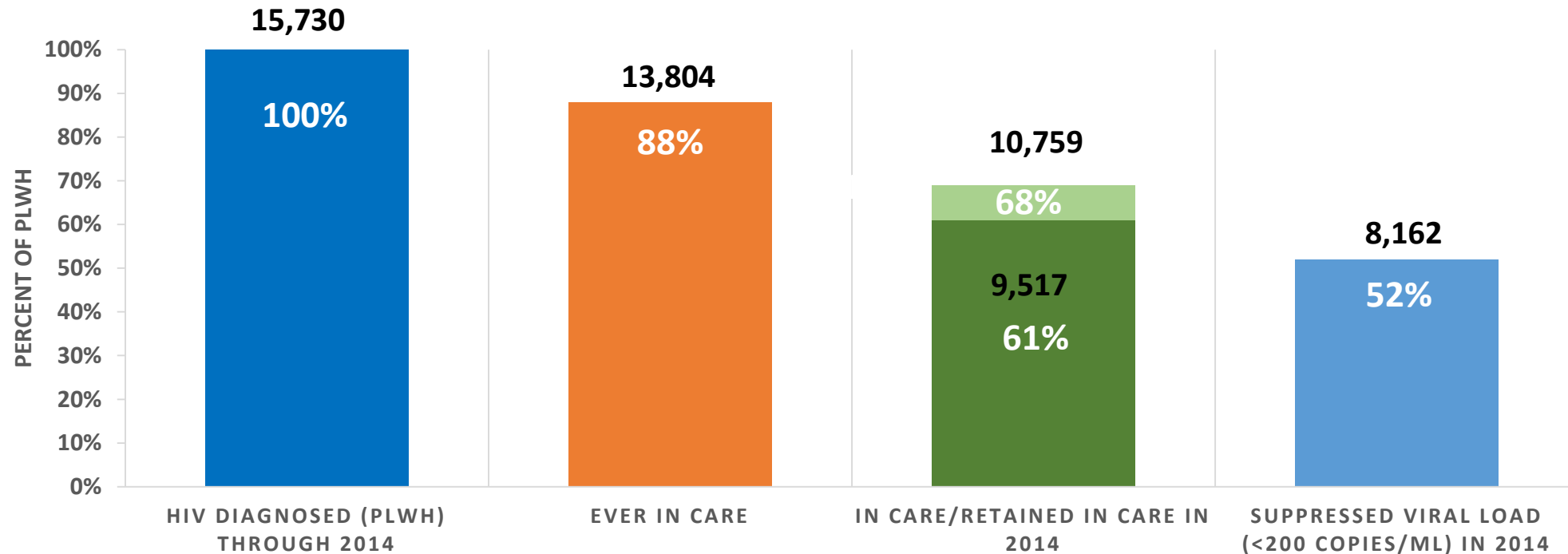
(3) **In Care:** PLWH with at least 1 documented VL or CD4 lab, medical visit or prescription in 2014.

**Retained in Care:** PLWH with 2 or more documented VL or CD4 labs, medical visits or prescriptions (at least 3 months apart) in 2014.

(4) **On ART:** This bar was omitted on tables with demographic and risk breakdowns because the estimated value is based on small numbers.

(5) **Suppressed Viral Load:** PLWH with a suppressed VL (<200 copies/mL) on last VL in 2014.

# Number and Percentage of Persons Diagnosed and Living with HIV (PLWH) Engaged in Selected Stages of the Continuum of HIV Care Among Black MSM, Florida, 2014



- 76% of those diagnosed with HIV in 2014 had documented HIV-related care within 3 months of diagnosis
- 76% of PLWH in care had a suppressed viral load in 2014

(1) **HIV Diagnosed:** Persons diagnosed and living with HIV (PLWH) in Florida through the end of 2014.

(2) **Ever in Care:** PLWH with at least 1 documented viral load (VL) or CD4 lab, medical visit or prescription since HIV diagnosis.

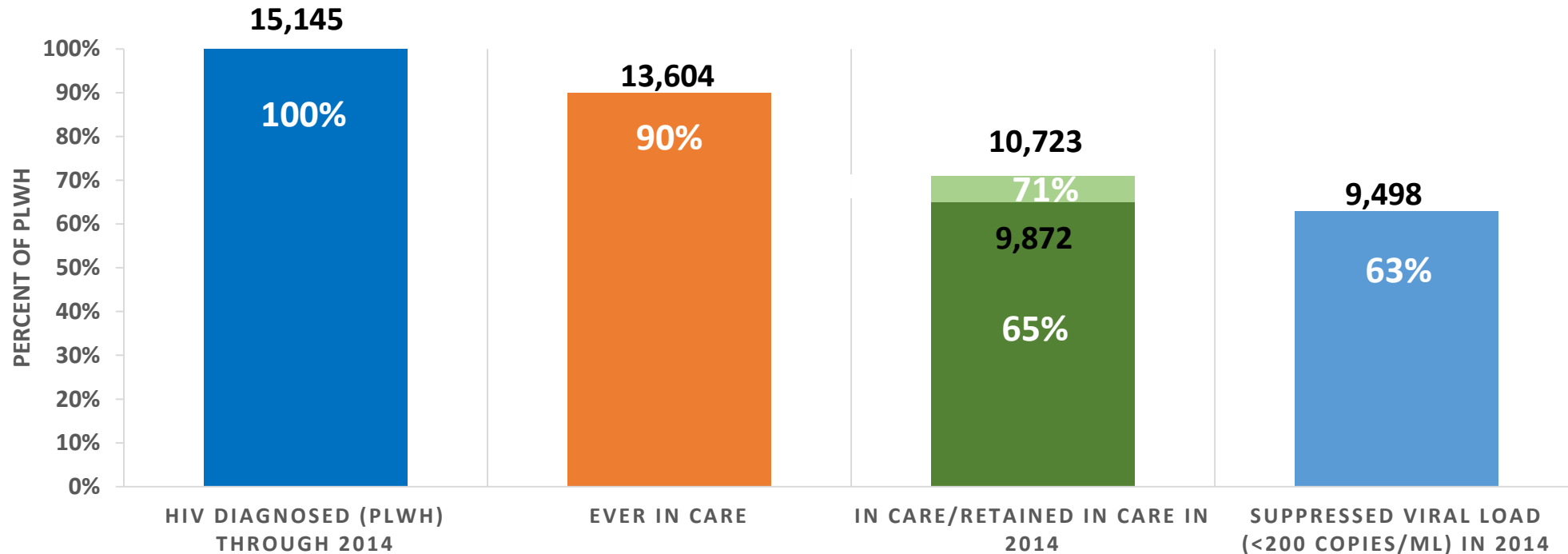
(3) **In Care:** PLWH with at least 1 documented VL or CD4 lab, medical visit or prescription in 2014.

**Retained in Care:** PLWH with 2 or more documented VL or CD4 labs, medical visits or prescriptions (at least 3 months apart) in 2014.

(4) **On ART:** This bar was omitted on tables with demographic and risk breakdowns because the estimated value is based on small numbers.

(5) **Suppressed Viral Load:** PLWH with a suppressed VL (<200 copies/mL) on last VL in 2014.

# Number and Percentage of Persons Diagnosed and Living with HIV (PLWH) Engaged in Selected Stages of the Continuum of HIV Care Among Hispanic MSM, Florida, 2014



- 85% of those diagnosed with HIV in 2014 had documented HIV-related care within 3 months of diagnosis
- 89% of PLWH in care had a suppressed viral load in 2014

(1) **HIV Diagnosed:** Persons diagnosed and living with HIV (PLWH) in Florida through the end of 2014.

(2) **Ever in Care:** PLWH with at least 1 documented viral load (VL) or CD4 lab, medical visit or prescription since HIV diagnosis.

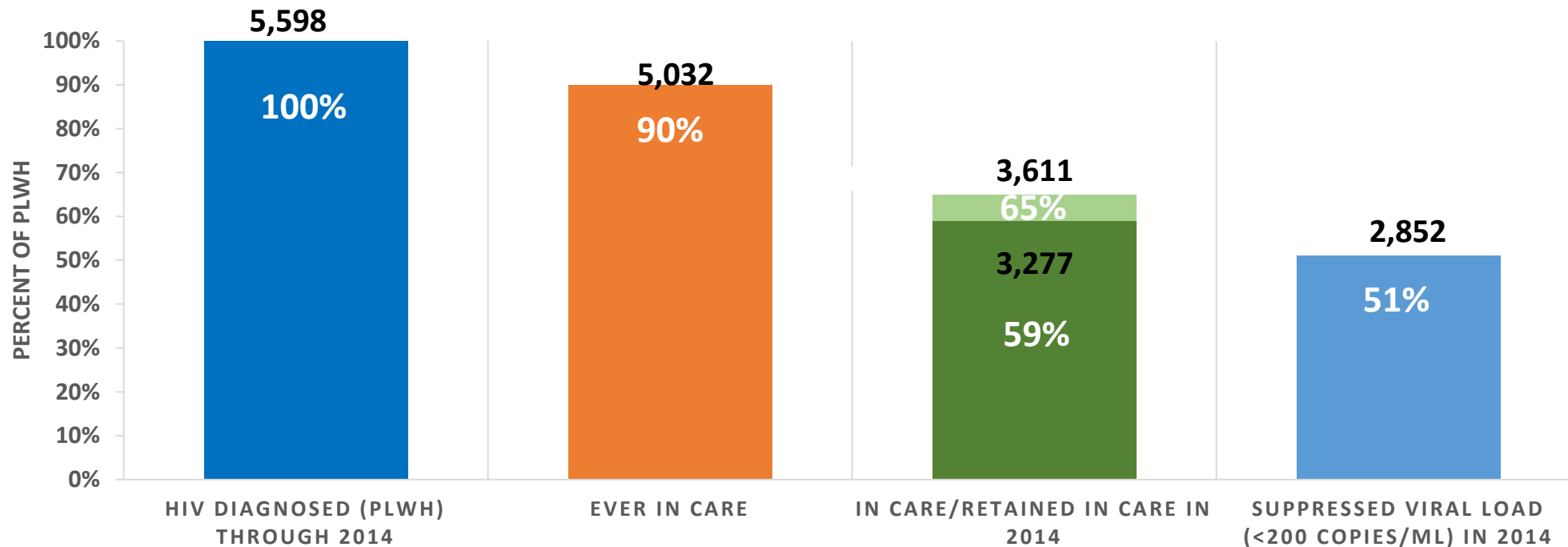
(3) **In Care:** PLWH with at least 1 documented VL or CD4 lab, medical visit or prescription in 2014.

**Retained in Care:** PLWH with 2 or more documented VL or CD4 labs, medical visits or prescriptions (at least 3 months apart) in 2014.

(4) **On ART:** This bar was omitted on tables with demographic and risk breakdowns because the estimated value is based on small numbers.

(5) **Suppressed Viral Load:** PLWH with a suppressed VL (<200 copies/mL) on last VL in 2014.

# Number and Percentage of Persons Diagnosed and Living with HIV (PLWH) Engaged in Selected Stages of the Continuum of HIV Care Among Male IDU, Florida, 2014



- 86% of those diagnosed with HIV in 2014 had documented HIV-related care within 3 months of diagnosis
- 79% of PLWH in care had a suppressed viral load in 2014

(1) **HIV Diagnosed:** Persons diagnosed and living with HIV (PLWH) in Florida through the end of 2014.

(2) **Ever in Care:** PLWH with at least 1 documented viral load (VL) or CD4 lab, medical visit or prescription since HIV diagnosis.

(3) **In Care:** PLWH with at least 1 documented VL or CD4 lab, medical visit or prescription in 2014.

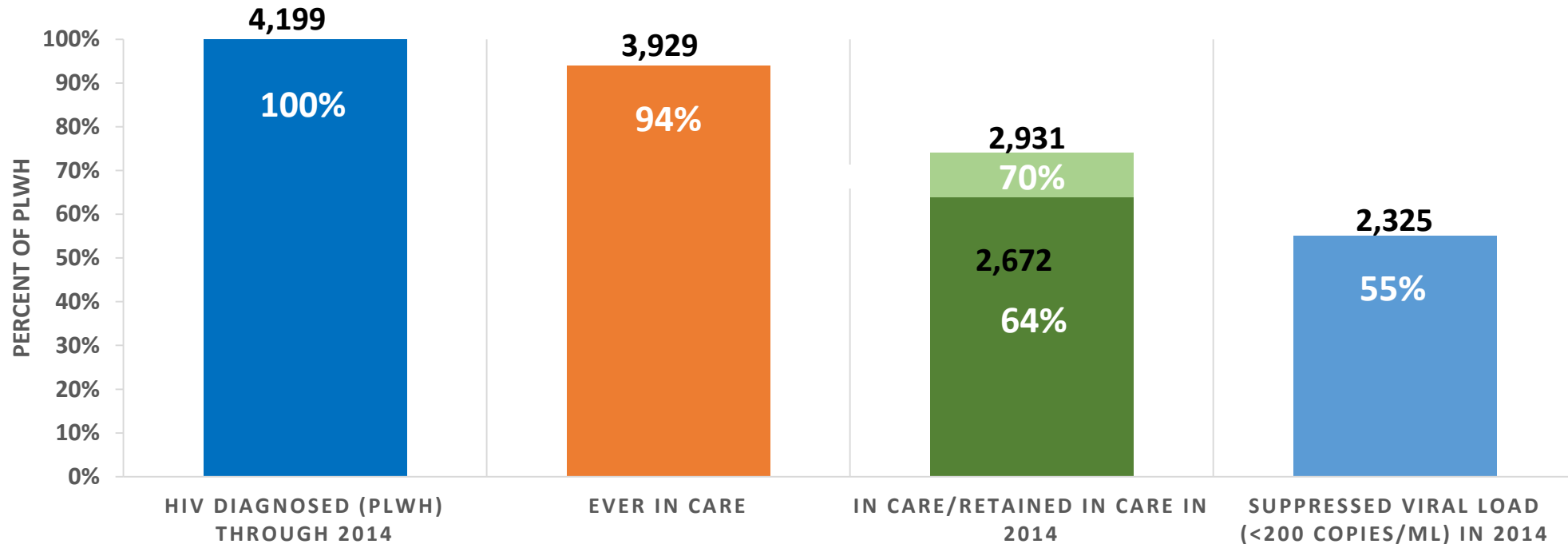
**Retained in Care:** PLWH with 2 or more documented VL or CD4 labs, medical visits or prescriptions (at least 3 months apart) in 2014.

(4) **On ART:** This bar was omitted on tables with demographic and risk breakdowns because the estimated value is based on small numbers.

(5) **Suppressed Viral Load:** PLWH with a suppressed VL (<200 copies/mL) on last VL in 2014.



# Number and Percentage of Persons Diagnosed and Living with HIV (PLWH) Engaged in Selected Stages of the Continuum of HIV Care Among MSM/IDU, Florida, 2014



- 83% of those diagnosed with HIV in 2014 had documented HIV-related care within 3 months of diagnosis
- 79% of PLWH in care had a suppressed viral load in 2014

(1) **HIV Diagnosed:** Persons diagnosed and living with HIV (PLWH) in Florida through the end of 2014.

(2) **Ever in Care:** PLWH with at least 1 documented viral load (VL) or CD4 lab, medical visit or prescription since HIV diagnosis.

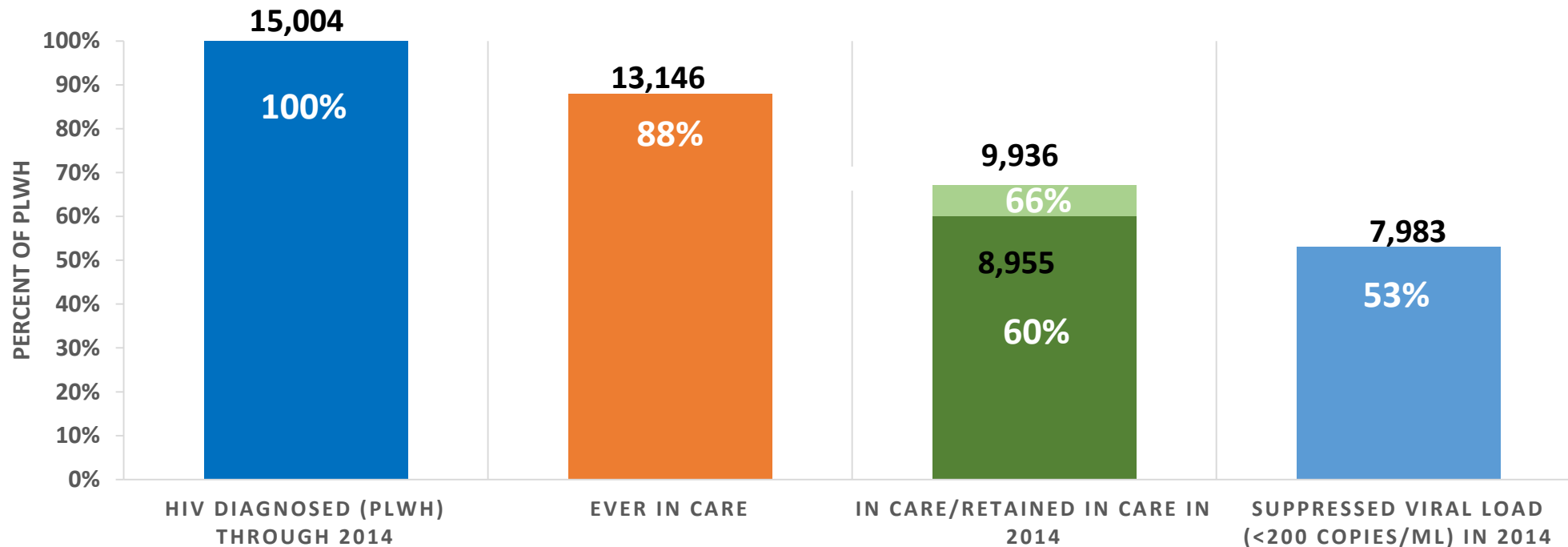
(3) **In Care:** PLWH with at least 1 documented VL or CD4 lab, medical visit or prescription in 2014.

**Retained in Care:** PLWH with 2 or more documented VL or CD4 labs, medical visits or prescriptions (at least 3 months apart) in 2014.

(4) **On ART:** This bar was omitted on tables with demographic and risk breakdowns because the estimated value is based on small numbers.

(5) **Suppressed Viral Load:** PLWH with a suppressed VL (<200 copies/mL) on last VL in 2014.

# Number and Percentage of Persons Diagnosed and Living with HIV (PLWH) Engaged in Selected Stages of the Continuum of HIV Care Among Male Heterosexual, Florida, 2014



- 77% of those diagnosed with HIV in 2014 had documented HIV-related care within 3 months of diagnosis
- 80% of PLWH in care had a suppressed viral load in 2014

(1) **HIV Diagnosed:** Persons diagnosed and living with HIV (PLWH) in Florida through the end of 2014.

(2) **Ever in Care:** PLWH with at least 1 documented viral load (VL) or CD4 lab, medical visit or prescription since HIV diagnosis.

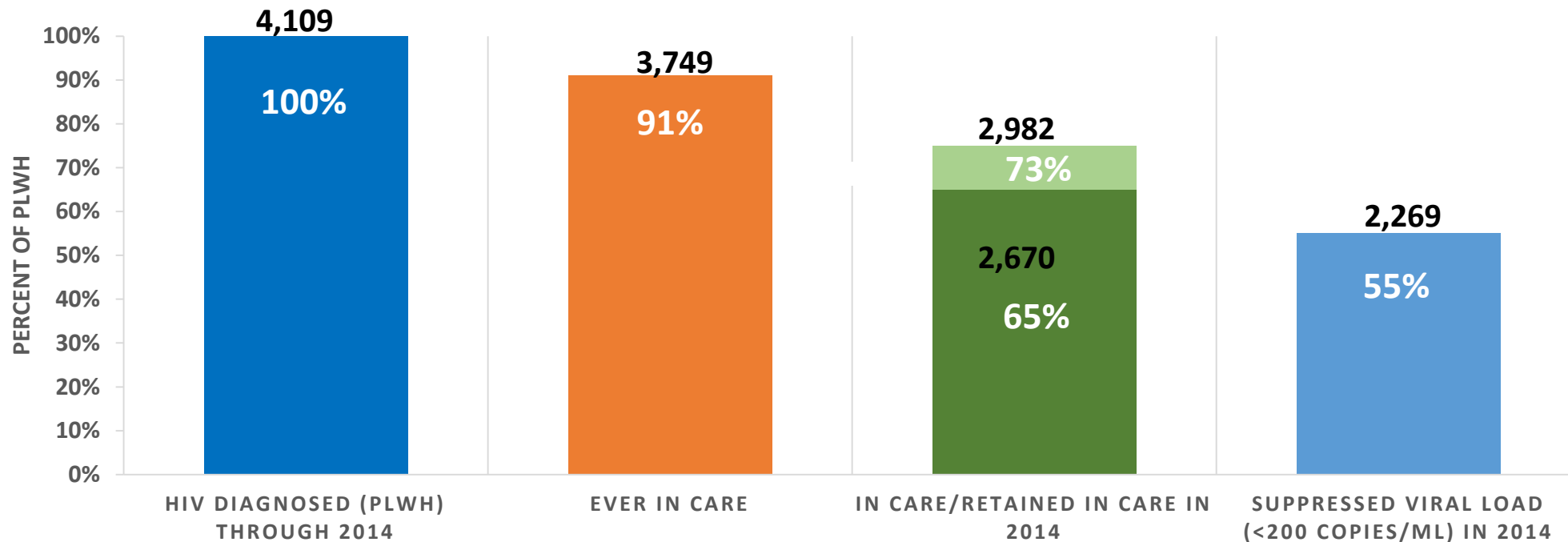
(3) **In Care:** PLWH with at least 1 documented VL or CD4 lab, medical visit or prescription in 2014.

**Retained in Care:** PLWH with 2 or more documented VL or CD4 labs, medical visits or prescriptions (at least 3 months apart) in 2014.

(4) **On ART:** This bar was omitted on tables with demographic and risk breakdowns because the estimated value is based on small numbers.

(5) **Suppressed Viral Load:** PLWH with a suppressed VL (<200 copies/mL) on last VL in 2014.

# Number and Percentage of Persons Diagnosed and Living with HIV (PLWH) Engaged in Selected Stages of the Continuum of HIV Care Among Female IDU, Florida, 2014



- 81% of those diagnosed with HIV in 2014 had documented HIV-related care within 3 months of diagnosis
- 76% of PLWH in care had a suppressed viral load in 2014

(1) **HIV Diagnosed:** Persons diagnosed and living with HIV (PLWH) in Florida through the end of 2014.

(2) **Ever in Care:** PLWH with at least 1 documented viral load (VL) or CD4 lab, medical visit or prescription since HIV diagnosis.

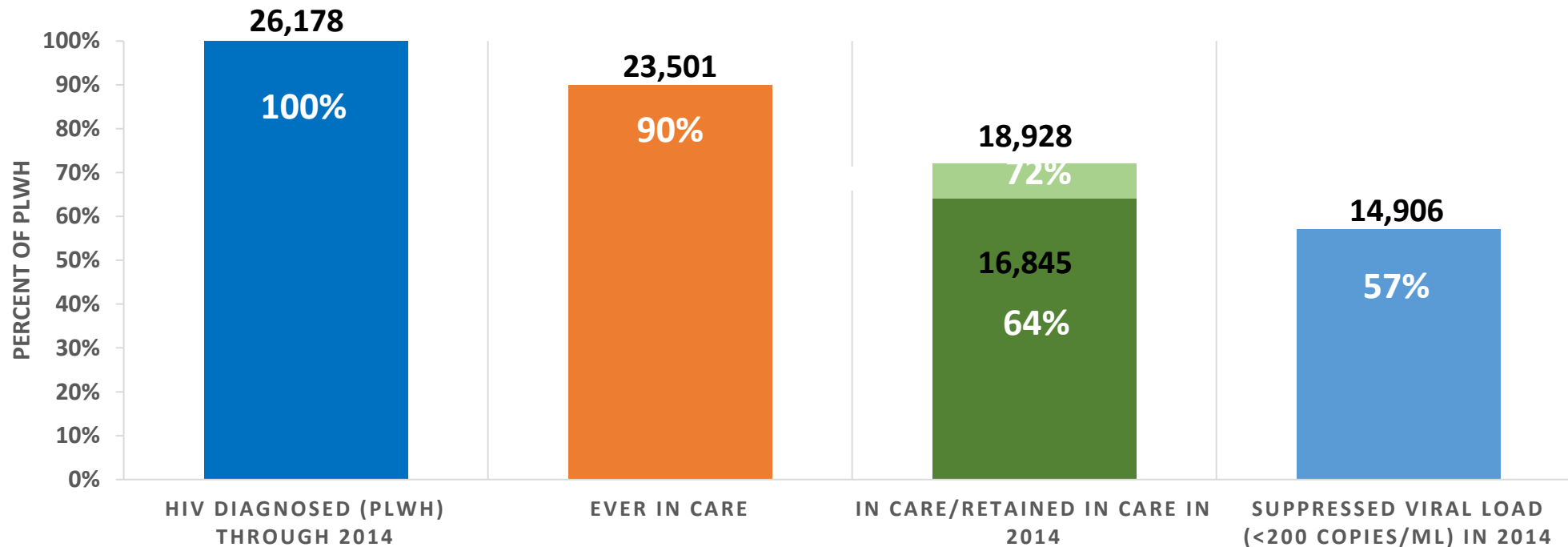
(3) **In Care:** PLWH with at least 1 documented VL or CD4 lab, medical visit or prescription in 2014.

**Retained in Care:** PLWH with 2 or more documented VL or CD4 labs, medical visits or prescriptions (at least 3 months apart) in 2014.

(4) **On ART:** This bar was omitted on tables with demographic and risk breakdowns because the estimated value is based on small numbers.

(5) **Suppressed Viral Load:** PLWH with a suppressed VL (<200 copies/mL) on last VL in 2014.

# Number and Percentage of Persons Diagnosed and Living with HIV (PLWH) Engaged in Selected Stages of the Continuum of HIV Care Among Female Heterosexual, Florida, 2014



- 82% of those diagnosed with HIV in 2014 had documented HIV-related care within 3 months of diagnosis
- 79% of PLWH in care had a suppressed viral load in 2014

(1) **HIV Diagnosed:** Persons diagnosed and living with HIV (PLWH) in Florida through the end of 2014.

(2) **Ever in Care:** PLWH with at least 1 documented viral load (VL) or CD4 lab, medical visit or prescription since HIV diagnosis.

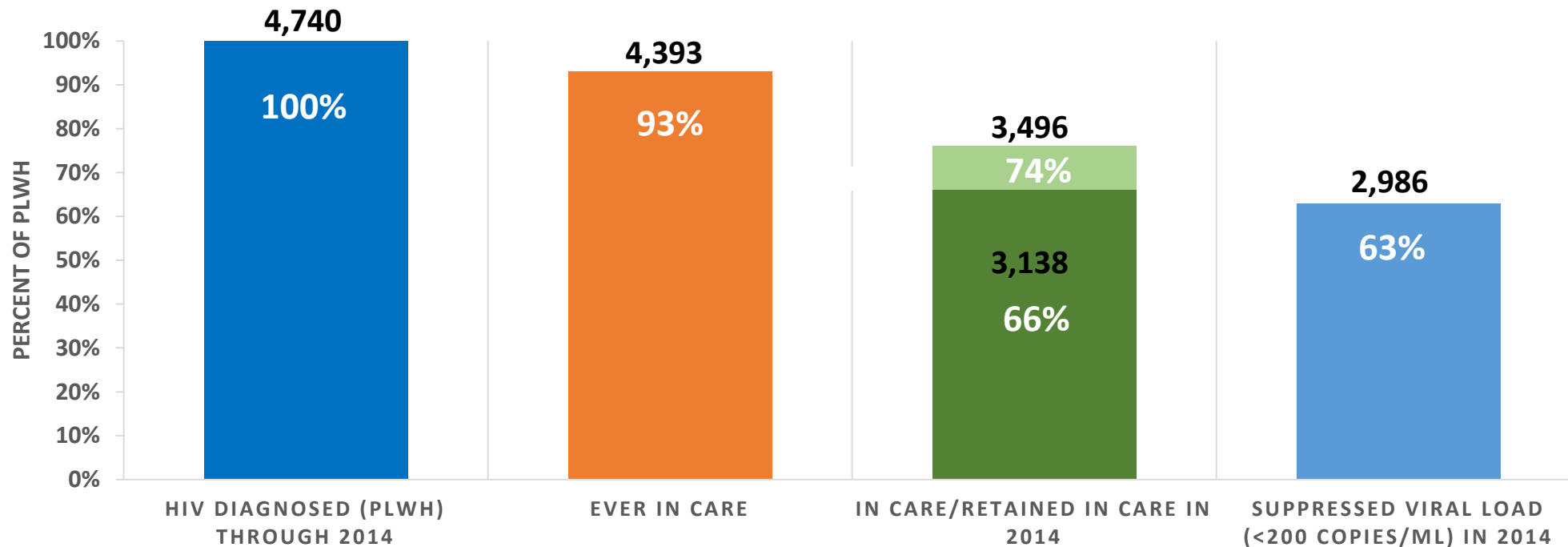
(3) **In Care:** PLWH with at least 1 documented VL or CD4 lab, medical visit or prescription in 2014.

**Retained in Care:** PLWH with 2 or more documented VL or CD4 labs, medical visits or prescriptions (at least 3 months apart) in 2014.

(4) **On ART:** This bar was omitted on tables with demographic and risk breakdowns because the estimated value is based on small numbers.

(5) **Suppressed Viral Load:** PLWH with a suppressed VL (<200 copies/mL) on last VL in 2014.

# Number and Percentage of Persons Diagnosed and Living with HIV (PLWH) Engaged in Selected Stages of the Continuum of HIV Care Among White Heterosexual, Florida, 2014



- 86% of those diagnosed with HIV in 2014 had documented HIV-related care within 3 months of diagnosis
- 85% of PLWH in care had a suppressed viral load in 2014

(1) **HIV Diagnosed:** Persons diagnosed and living with HIV (PLWH) in Florida through the end of 2014.

(2) **Ever in Care:** PLWH with at least 1 documented viral load (VL) or CD4 lab, medical visit or prescription since HIV diagnosis.

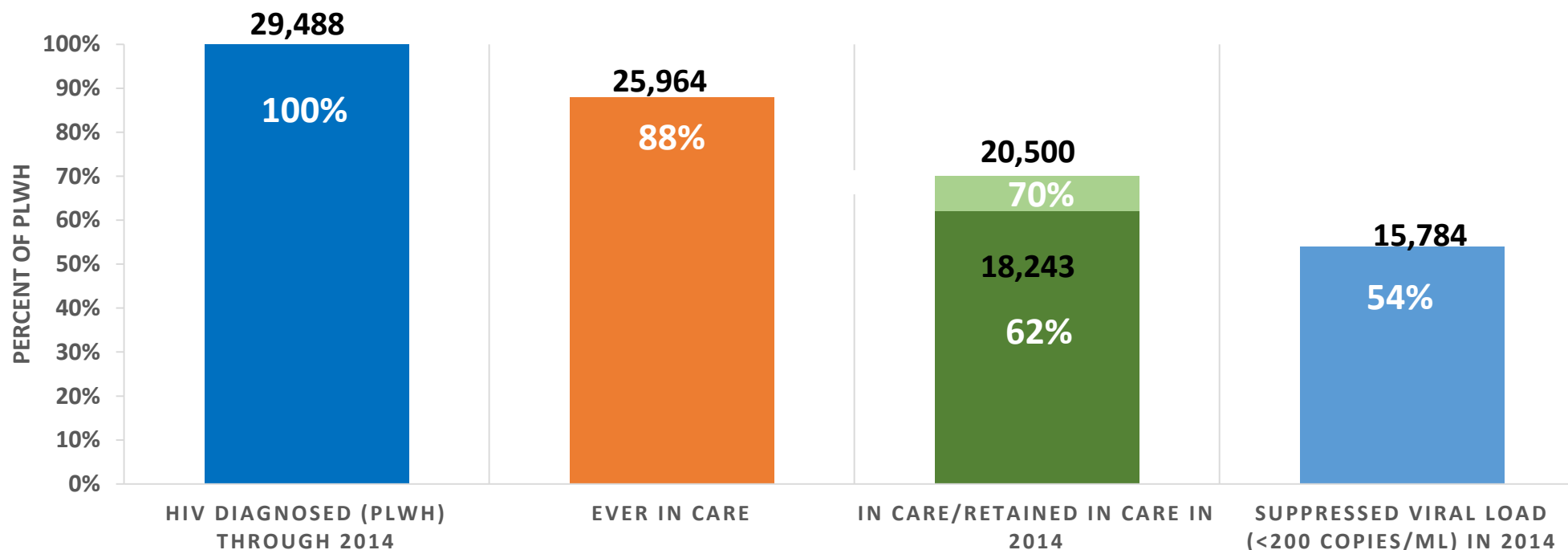
(3) **In Care:** PLWH with at least 1 documented VL or CD4 lab, medical visit or prescription in 2014.

**Retained in Care:** PLWH with 2 or more documented VL or CD4 labs, medical visits or prescriptions (at least 3 months apart) in 2014.

(4) **On ART:** This bar was omitted on tables with demographic and risk breakdowns because the estimated value is based on small numbers.

(5) **Suppressed Viral Load:** PLWH with a suppressed VL (<200 copies/mL) on last VL in 2014.

# Number and Percentage of Persons Diagnosed and Living with HIV (PLWH) Engaged in Selected Stages of the Continuum of HIV Care Among Black Heterosexual, Florida, 2014



- 76% of those diagnosed with HIV in 2014 had documented HIV-related care within 3 months of diagnosis
- 77% of PLWH in care had a suppressed viral load in 2014

(1) **HIV Diagnosed:** Persons diagnosed and living with HIV (PLWH) in Florida through the end of 2014.

(2) **Ever in Care:** PLWH with at least 1 documented viral load (VL) or CD4 lab, medical visit or prescription since HIV diagnosis.

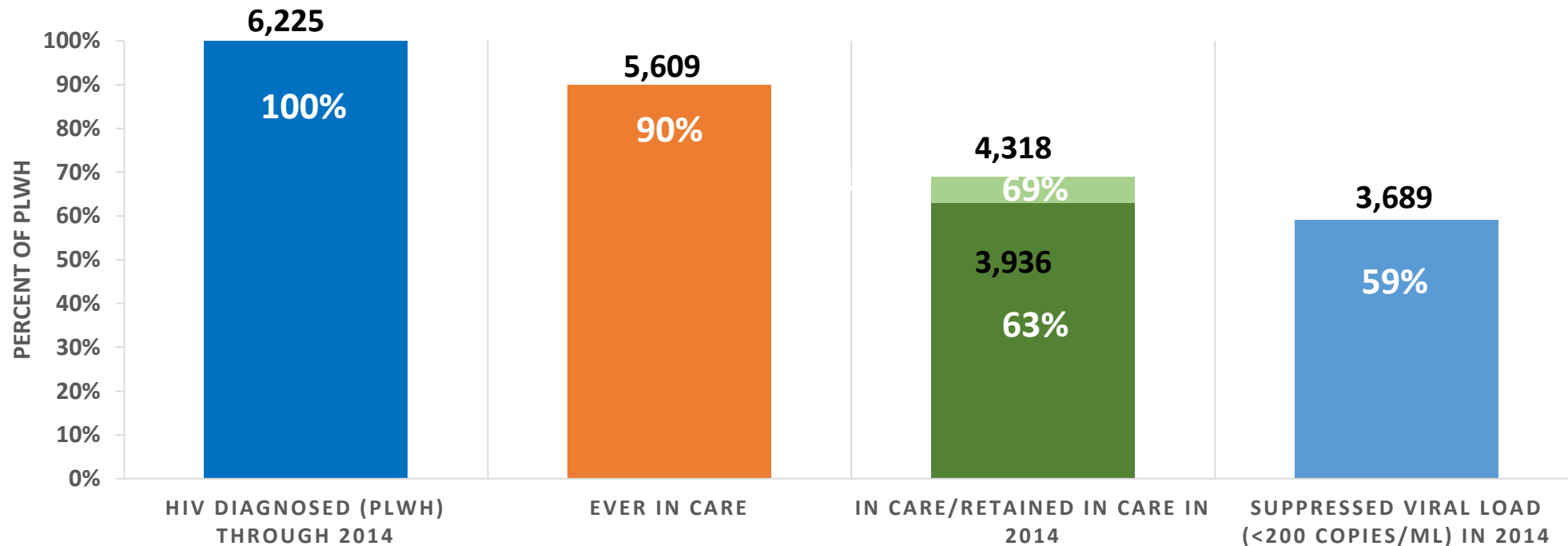
(3) **In Care:** PLWH with at least 1 documented VL or CD4 lab, medical visit or prescription in 2014.

**Retained in Care:** PLWH with 2 or more documented VL or CD4 labs, medical visits or prescriptions (at least 3 months apart) in 2014.

(4) **On ART:** This bar was omitted on tables with demographic and risk breakdowns because the estimated value is based on small numbers.

(5) **Suppressed Viral Load:** PLWH with a suppressed VL (<200 copies/mL) on last VL in 2014.

# Number and Percentage of Persons Diagnosed and Living with HIV (PLWH) Engaged in Selected Stages of the Continuum of HIV Care Among Hispanic Heterosexual, Florida, 2014



- 87% of those diagnosed with HIV in 2014 had documented HIV-related care within 3 months of diagnosis
- 85% of PLWH in care had a suppressed viral load in 2014

(1) **HIV Diagnosed:** Persons diagnosed and living with HIV (PLWH) in Florida through the end of 2014.

(2) **Ever in Care:** PLWH with at least 1 documented viral load (VL) or CD4 lab, medical visit or prescription since HIV diagnosis.

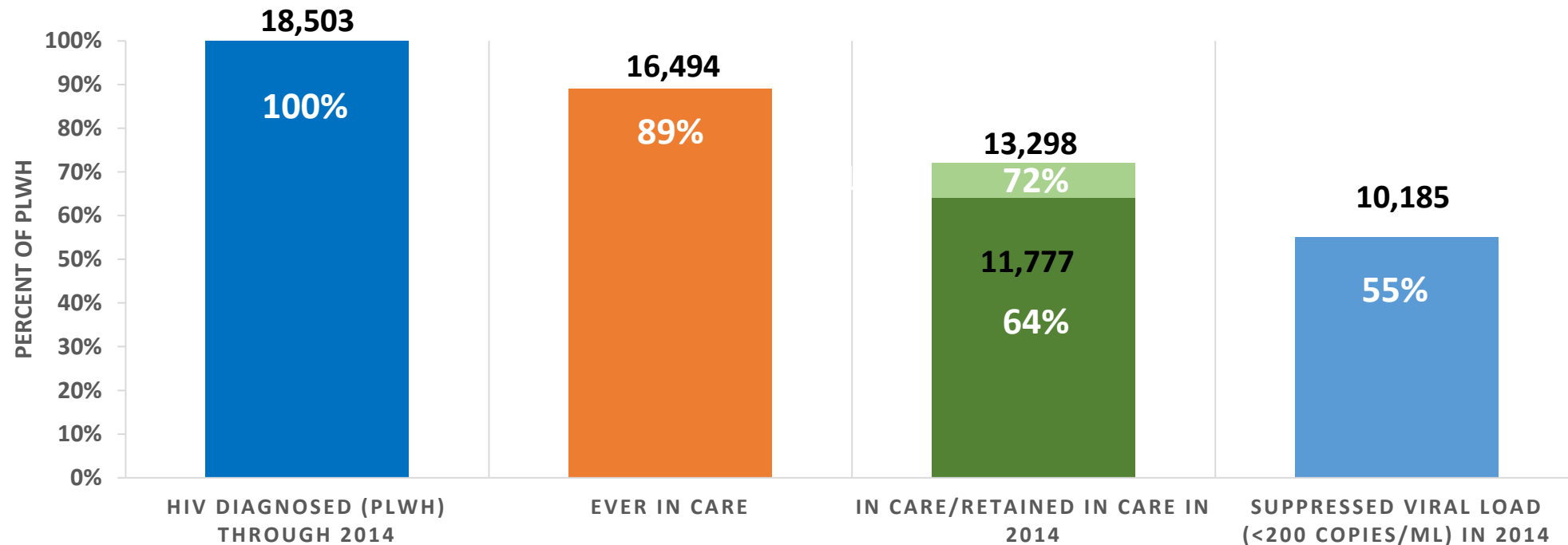
(3) **In Care:** PLWH with at least 1 documented VL or CD4 lab, medical visit or prescription in 2014.

**Retained in Care:** PLWH with 2 or more documented VL or CD4 labs, medical visits or prescriptions (at least 3 months apart) in 2014.

(4) **On ART:** This bar was omitted on tables with demographic and risk breakdowns because the estimated value is based on small numbers.

(5) **Suppressed Viral Load:** PLWH with a suppressed VL (<200 copies/mL) on last VL in 2014.

# Number and Percentage of Persons Diagnosed and Living with HIV (PLWH) Engaged in Selected Stages of the Continuum of HIV Care Among Black Heterosexual Females, Florida, 2014



- 78% of those diagnosed with HIV in 2014 had documented HIV-related care within 3 months of diagnosis
- 77% of PLWH in care had a suppressed viral load in 2014

(1) **HIV Diagnosed:** Persons diagnosed and living with HIV (PLWH) in Florida through the end of 2014.

(2) **Ever in Care:** PLWH with at least 1 documented viral load (VL) or CD4 lab, medical visit or prescription since HIV diagnosis.

(3) **In Care:** PLWH with at least 1 documented VL or CD4 lab, medical visit or prescription in 2014.

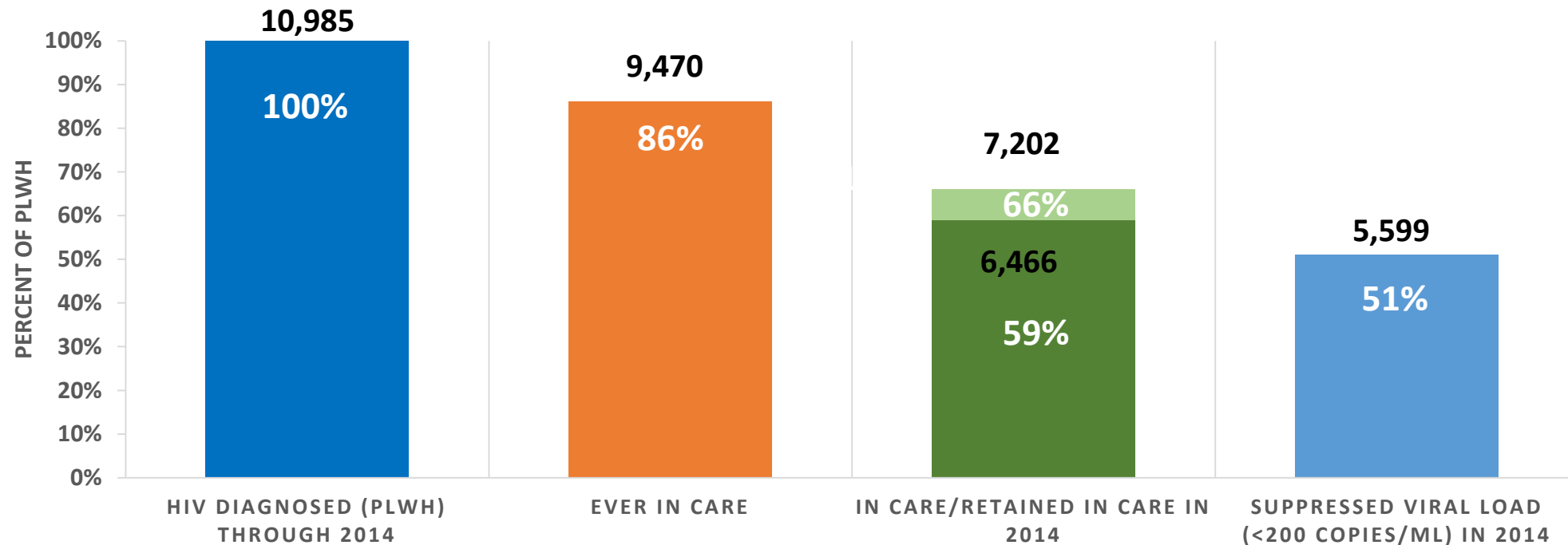
**Retained in Care:** PLWH with 2 or more documented VL or CD4 labs, medical visits or prescriptions (at least 3 months apart) in 2014.

(4) **On ART:** This bar was omitted on tables with demographic and risk breakdowns because the estimated value is based on small numbers.

(5) **Suppressed Viral Load:** PLWH with a suppressed VL (<200 copies/mL) on last VL in 2014.



# Number and Percentage of Persons Diagnosed and Living with HIV (PLWH) Engaged in Selected Stages of the Continuum of HIV Care Among Black Heterosexual Males, Florida, 2014



- 74% of those diagnosed with HIV in 2014 had documented HIV-related care within 3 months of diagnosis
- 78% of PLWH in care had a suppressed viral load in 2014

(1) **HIV Diagnosed:** Persons diagnosed and living with HIV (PLWH) in Florida through the end of 2014.

(2) **Ever in Care:** PLWH with at least 1 documented viral load (VL) or CD4 lab, medical visit or prescription since HIV diagnosis.

(3) **In Care:** PLWH with at least 1 documented VL or CD4 lab, medical visit or prescription in 2014.

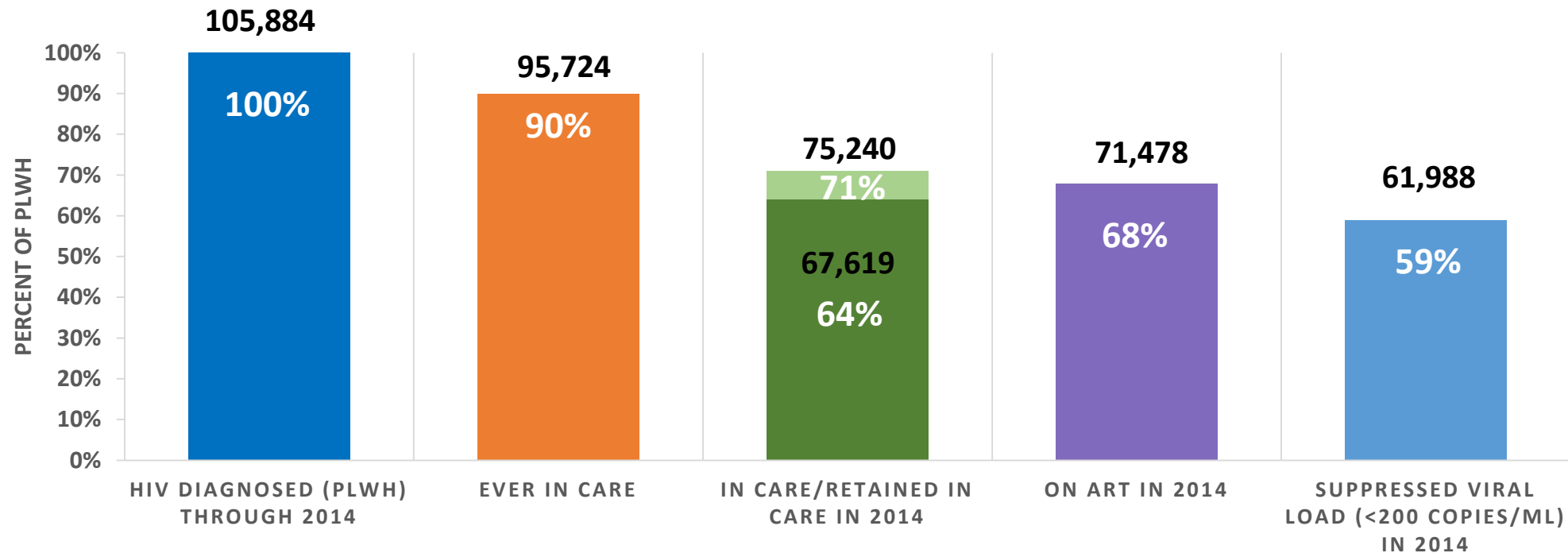
**Retained in Care:** PLWH with 2 or more documented VL or CD4 labs, medical visits or prescriptions (at least 3 months apart) in 2014.

(4) **On ART:** This bar was omitted on tables with demographic and risk breakdowns because the estimated value is based on small numbers.

(5) **Suppressed Viral Load:** PLWH with a suppressed VL (<200 copies/mL) on last VL in 2014.

# By Geographical Area

# Number and Percentage of Persons Diagnosed and Living with HIV (PLWH) Engaged in Selected Stages of the Continuum of HIV Care Florida (excl. DOC), 2014



- 83% of those diagnosed with HIV in 2014 had documented HIV-related care within 3 months of diagnosis
- 82% of PLWH in care had a suppressed viral load in 2014

(1) **HIV Diagnosed:** Persons diagnosed and living with HIV (PLWH) in Florida through the end of 2014.

(2) **Ever in Care:** PLWH with at least 1 documented viral load (VL) or CD4 lab, medical visit or prescription since HIV diagnosis.

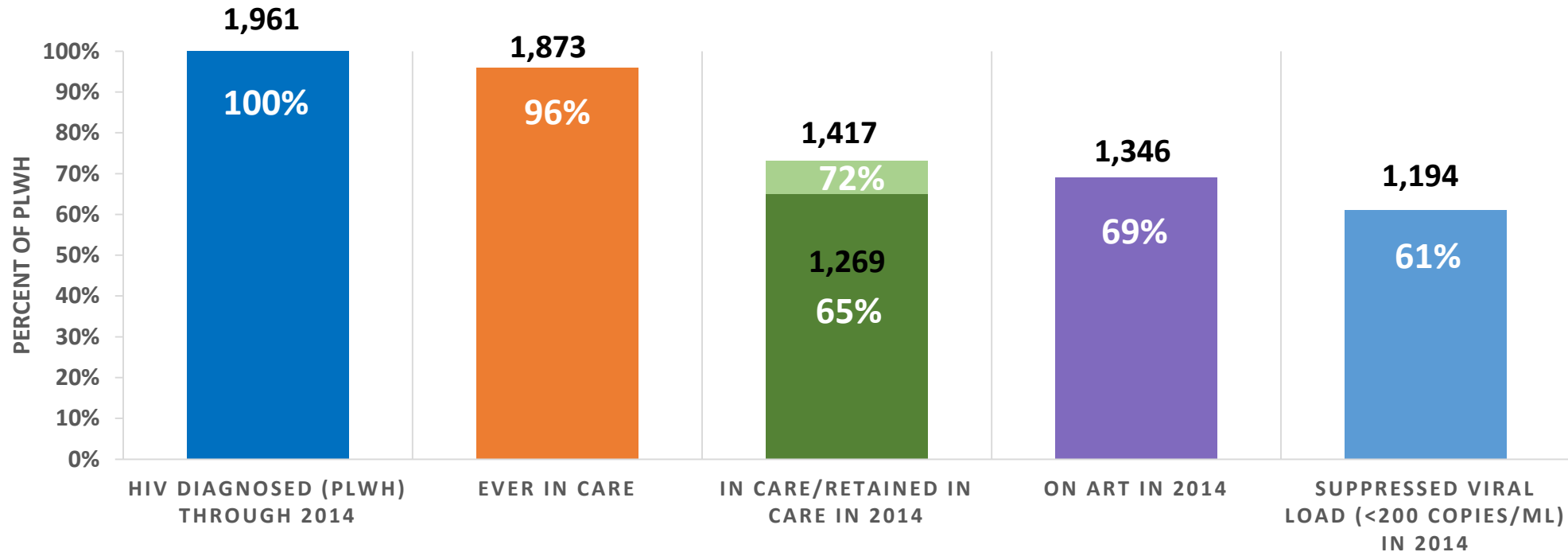
(3) **In Care:** PLWH with at least 1 documented VL or CD4 lab, medical visit or prescription in 2014.

**Retained in Care:** PLWH with 2 or more documented VL or CD4 labs, medical visits or prescriptions (at least 3 months apart) in 2014.

(4) **On ART:** Estimated PLWH on antiretroviral therapy (ART) in 2014 (estimated from 2013 FL MMP data).

(5) **Suppressed Viral Load:** PLWH with a suppressed VL (<200 copies/mL) on last VL in 2014.

# Number and Percentage of Persons Diagnosed and Living with HIV (PLWH) Engaged in Selected Stages of the Continuum of HIV Care Partnership 1 (excl. DOC), 2014



- 85% of those diagnosed with HIV in 2014 had documented HIV-related care within 3 months of diagnosis
- 84% of PLWH in care had a suppressed viral load in 2014

(1) **HIV Diagnosed:** Persons diagnosed and living with HIV (PLWH) in Florida through the end of 2014.

(2) **Ever in Care:** PLWH with at least 1 documented viral load (VL) or CD4 lab, medical visit or prescription since HIV diagnosis.

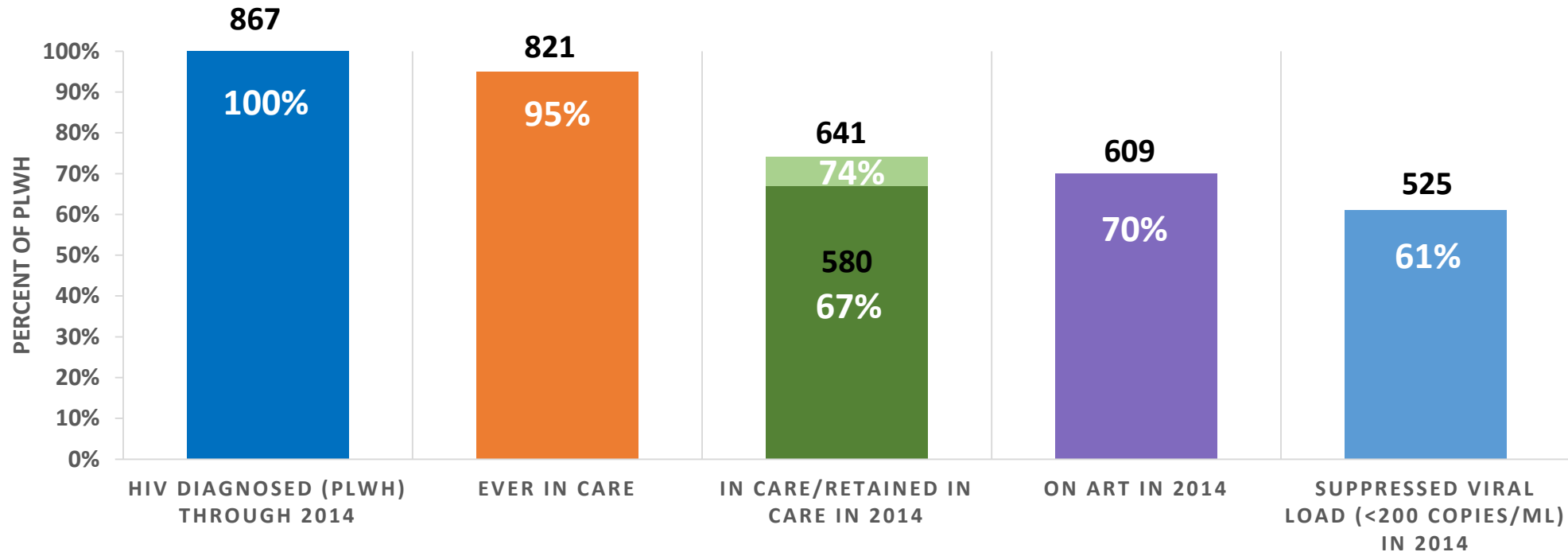
(3) **In Care:** PLWH with at least 1 documented VL or CD4 lab, medical visit or prescription in 2014.

**Retained in Care:** PLWH with 2 or more documented VL or CD4 labs, medical visits or prescriptions (at least 3 months apart) in 2014.

(4) **On ART:** Estimated PLWH on antiretroviral therapy (ART) in 2014 (estimated from 2013 FL MMP data).

(5) **Suppressed Viral Load:** PLWH with a suppressed VL (<200 copies/mL) on last VL in 2014.

# Number and Percentage of Persons Diagnosed and Living with HIV (PLWH) Engaged in Selected Stages of the Continuum of HIV Care Partnership 2a (excl. DOC), 2014



- 82% of those diagnosed with HIV in 2014 had documented HIV-related care within 3 months of diagnosis
- 82% of PLWH in care had a suppressed viral load in 2014

(1) **HIV Diagnosed:** Persons diagnosed and living with HIV (PLWH) in Florida through the end of 2014.

(2) **Ever in Care:** PLWH with at least 1 documented viral load (VL) or CD4 lab, medical visit or prescription since HIV diagnosis.

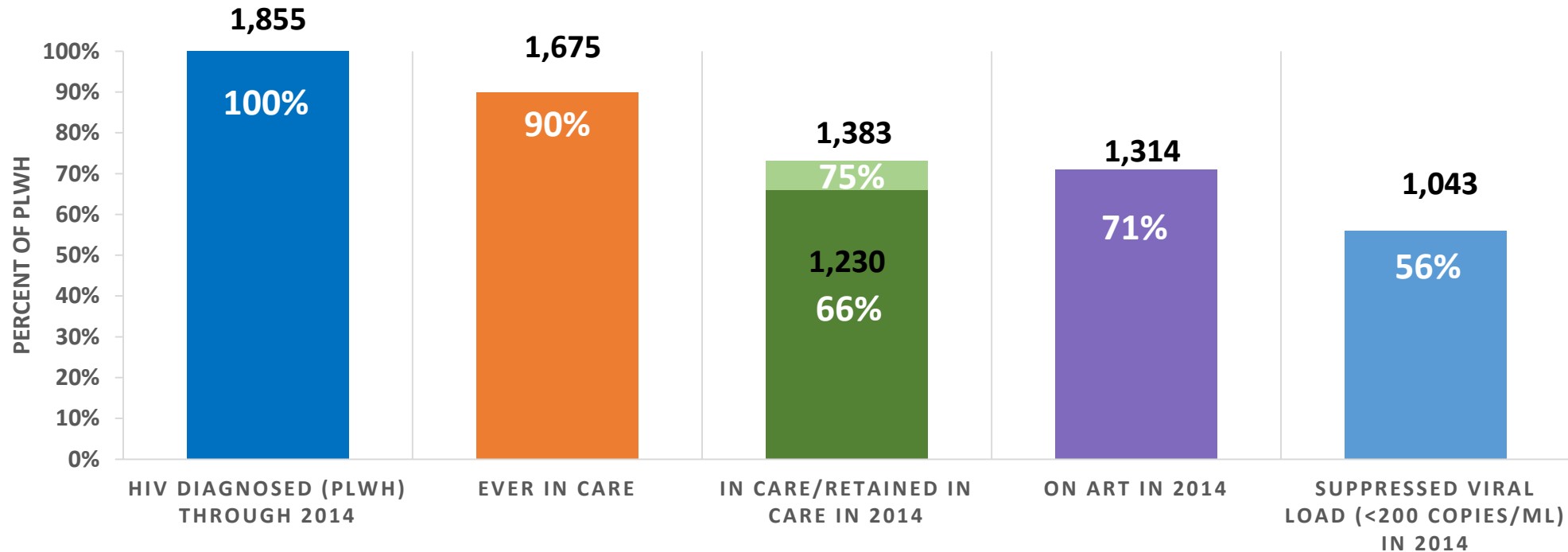
(3) **In Care:** PLWH with at least 1 documented VL or CD4 lab, medical visit or prescription in 2014.

**Retained in Care:** PLWH with 2 or more documented VL or CD4 labs, medical visits or prescriptions (at least 3 months apart) in 2014.

(4) **On ART:** Estimated PLWH on antiretroviral therapy (ART) in 2014 (estimated from 2013 FL MMP data).

(5) **Suppressed Viral Load:** PLWH with a suppressed VL (<200 copies/mL) on last VL in 2014.

# Number and Percentage of Persons Diagnosed and Living with HIV (PLWH) Engaged in Selected Stages of the Continuum of HIV Care Partnership 2b (excl. DOC), 2014



- 69% of those diagnosed with HIV in 2014 had documented HIV-related care within 3 months of diagnosis
- 75% of PLWH in care had a suppressed viral load in 2014

(1) **HIV Diagnosed:** Persons diagnosed and living with HIV (PLWH) in Florida through the end of 2014.

(2) **Ever in Care:** PLWH with at least 1 documented viral load (VL) or CD4 lab, medical visit or prescription since HIV diagnosis.

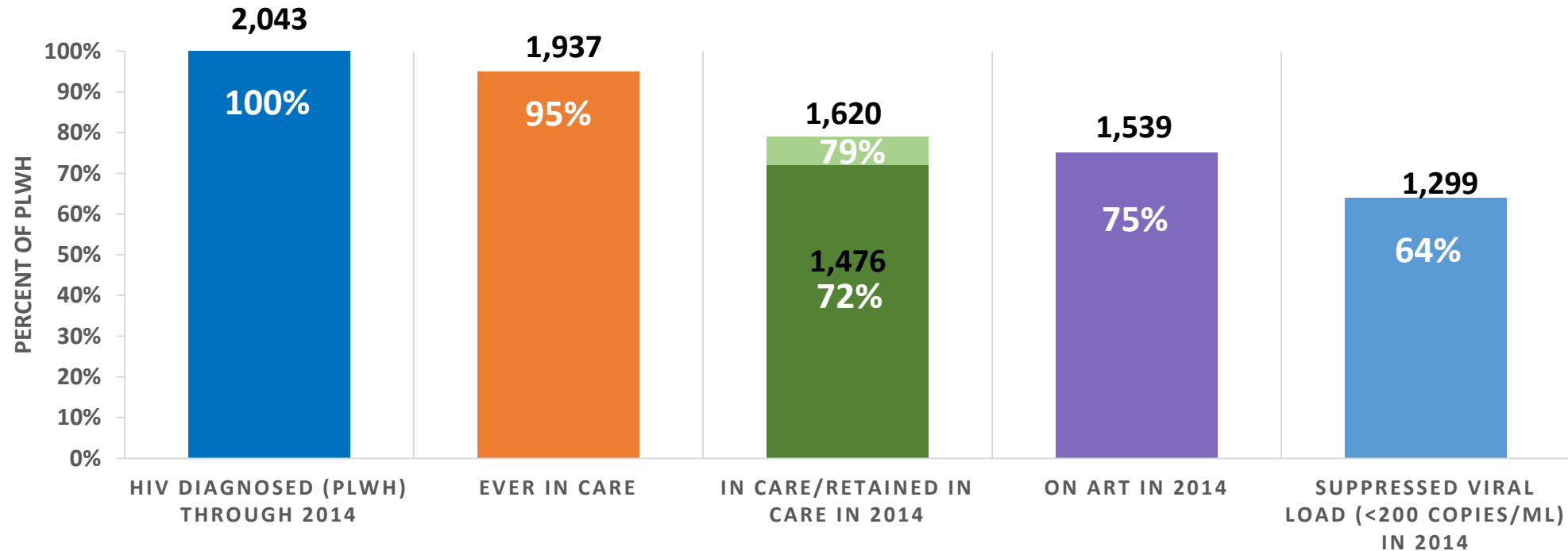
(3) **In Care:** PLWH with at least 1 documented VL or CD4 lab, medical visit or prescription in 2014.

**Retained in Care:** PLWH with 2 or more documented VL or CD4 labs, medical visits or prescriptions (at least 3 months apart) in 2014.

(4) **On ART:** Estimated PLWH on antiretroviral therapy (ART) in 2014 (estimated from 2013 FL MMP data).

(5) **Suppressed Viral Load:** PLWH with a suppressed VL (<200 copies/mL) on last VL in 2014.

# Number and Percentage of Persons Diagnosed and Living with HIV (PLWH) Engaged in Selected Stages of the Continuum of HIV Care Partnership 3 (excl. DOC), 2014



- 80% of those diagnosed with HIV in 2014 had documented HIV-related care within 3 months of diagnosis
- 80% of PLWH in care had a suppressed viral load in 2014

(1) **HIV Diagnosed:** Persons diagnosed and living with HIV (PLWH) in Florida through the end of 2014.

(2) **Ever in Care:** PLWH with at least 1 documented viral load (VL) or CD4 lab, medical visit or prescription since HIV diagnosis.

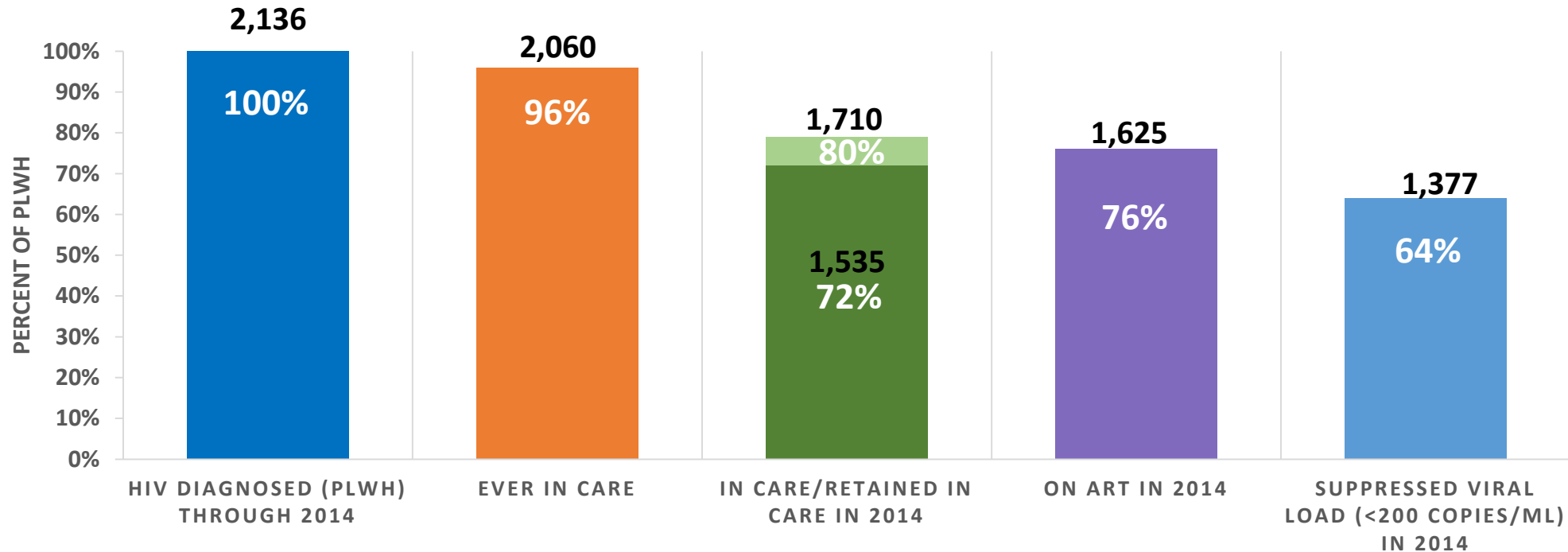
(3) **In Care:** PLWH with at least 1 documented VL or CD4 lab, medical visit or prescription in 2014.

**Retained in Care:** PLWH with 2 or more documented VL or CD4 labs, medical visits or prescriptions (at least 3 months apart) in 2014.

(4) **On ART:** Estimated PLWH on antiretroviral therapy (ART) in 2014 (estimated from 2013 FL MMP data).

(5) **Suppressed Viral Load:** PLWH with a suppressed VL (<200 copies/mL) on last VL in 2014.

# Number and Percentage of Persons Diagnosed and Living with HIV (PLWH) Engaged in Selected Stages of the Continuum of HIV Care Partnership 13 (excl. DOC), 2014



- 87% of those diagnosed with HIV in 2014 had documented HIV-related care within 3 months of diagnosis
- 81% of PLWH in care had a suppressed viral load in 2014

(1) **HIV Diagnosed:** Persons diagnosed and living with HIV (PLWH) in Florida through the end of 2014.

(2) **Ever in Care:** PLWH with at least 1 documented viral load (VL) or CD4 lab, medical visit or prescription since HIV diagnosis.

(3) **In Care:** PLWH with at least 1 documented VL or CD4 lab, medical visit or prescription in 2014.

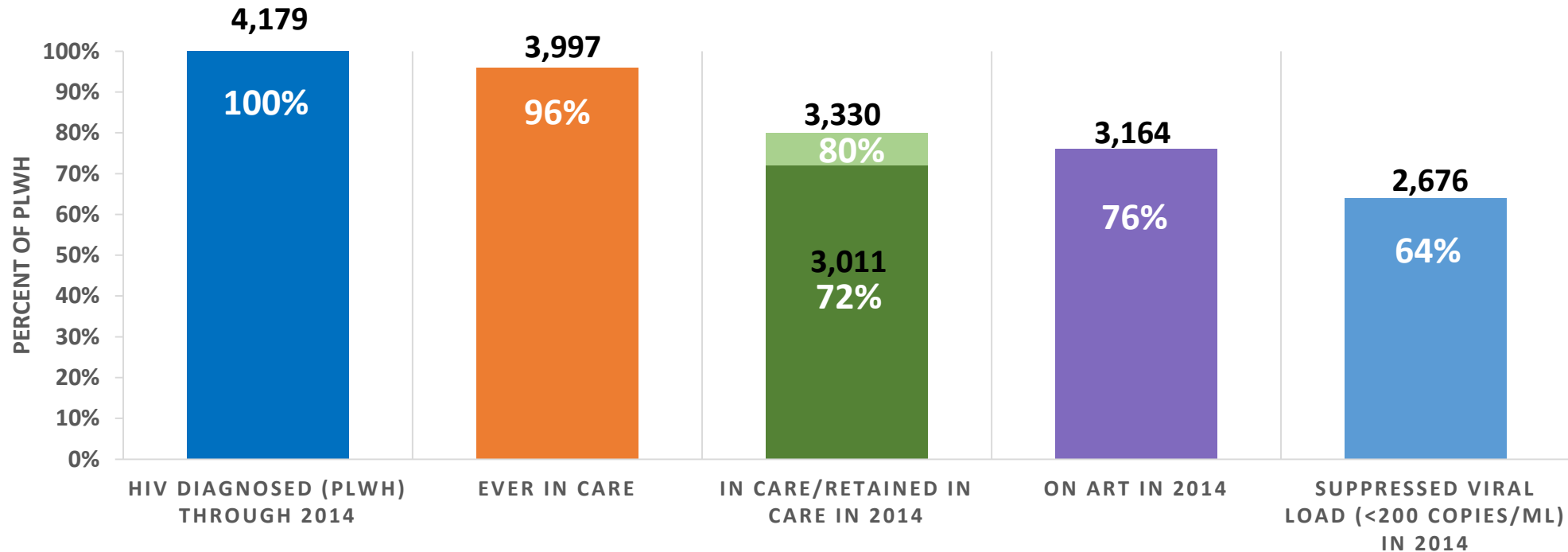
**Retained in Care:** PLWH with 2 or more documented VL or CD4 labs, medical visits or prescriptions (at least 3 months apart) in 2014.

(4) **On ART:** Estimated PLWH on antiretroviral therapy (ART) in 2014 (estimated from 2013 FL MMP data).

(5) **Suppressed Viral Load:** PLWH with a suppressed VL (<200 copies/mL) on last VL in 2014.



# Number and Percentage of Persons Diagnosed and Living with HIV (PLWH) Engaged in Selected Stages of the Continuum of HIV Care Partnership 3/13 (excl. DOC), 2014



- 84% of those diagnosed with HIV in 2014 had documented HIV-related care within 3 months of diagnosis
- 80% of PLWH in care had a suppressed viral load in 2014

(1) **HIV Diagnosed:** Persons diagnosed and living with HIV (PLWH) in Florida through the end of 2014.

(2) **Ever in Care:** PLWH with at least 1 documented viral load (VL) or CD4 lab, medical visit or prescription since HIV diagnosis.

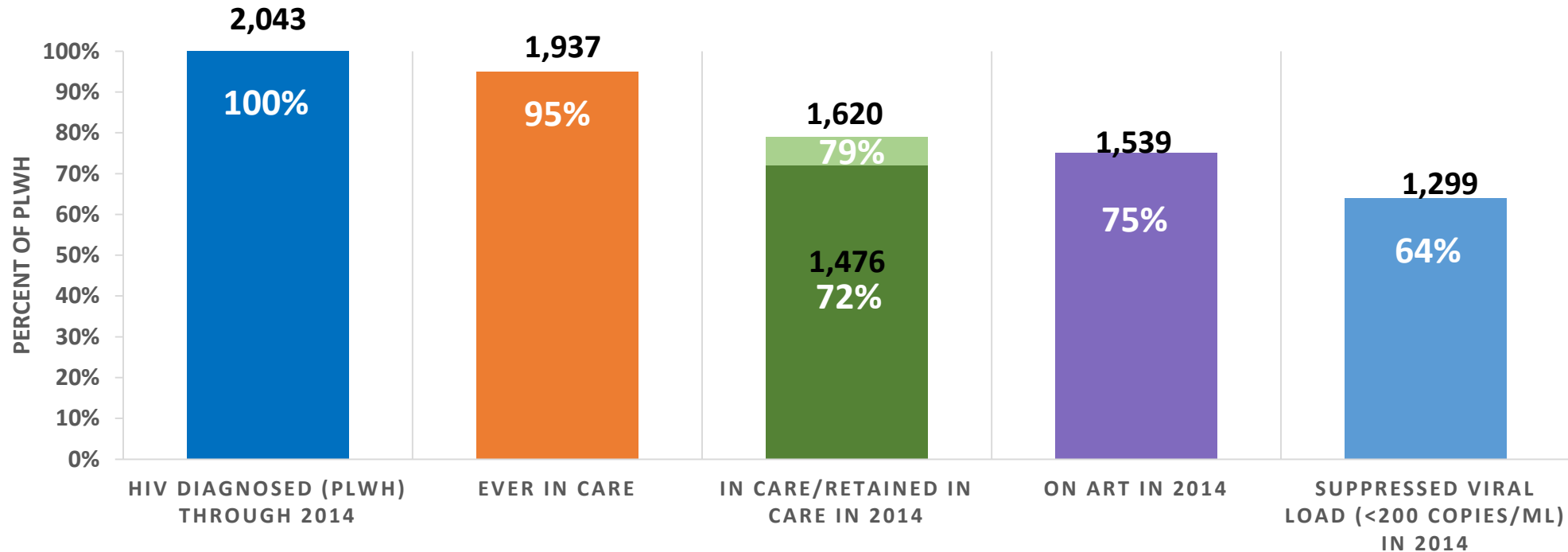
(3) **In Care:** PLWH with at least 1 documented VL or CD4 lab, medical visit or prescription in 2014.

**Retained in Care:** PLWH with 2 or more documented VL or CD4 labs, medical visits or prescriptions (at least 3 months apart) in 2014.

(4) **On ART:** Estimated PLWH on antiretroviral therapy (ART) in 2014 (estimated from 2013 FL MMP data).

(5) **Suppressed Viral Load:** PLWH with a suppressed VL (<200 copies/mL) on last VL in 2014.

# Number and Percentage of Persons Diagnosed and Living with HIV (PLWH) Engaged in Selected Stages of the Continuum of HIV Care Partnership 3 (excl. DOC), 2014



- 80% of those diagnosed with HIV in 2014 had documented HIV-related care within 3 months of diagnosis
- 80% of PLWH in care had a suppressed viral load in 2014

(1) **HIV Diagnosed:** Persons diagnosed and living with HIV (PLWH) in Florida through the end of 2014.

(2) **Ever in Care:** PLWH with at least 1 documented viral load (VL) or CD4 lab, medical visit or prescription since HIV diagnosis.

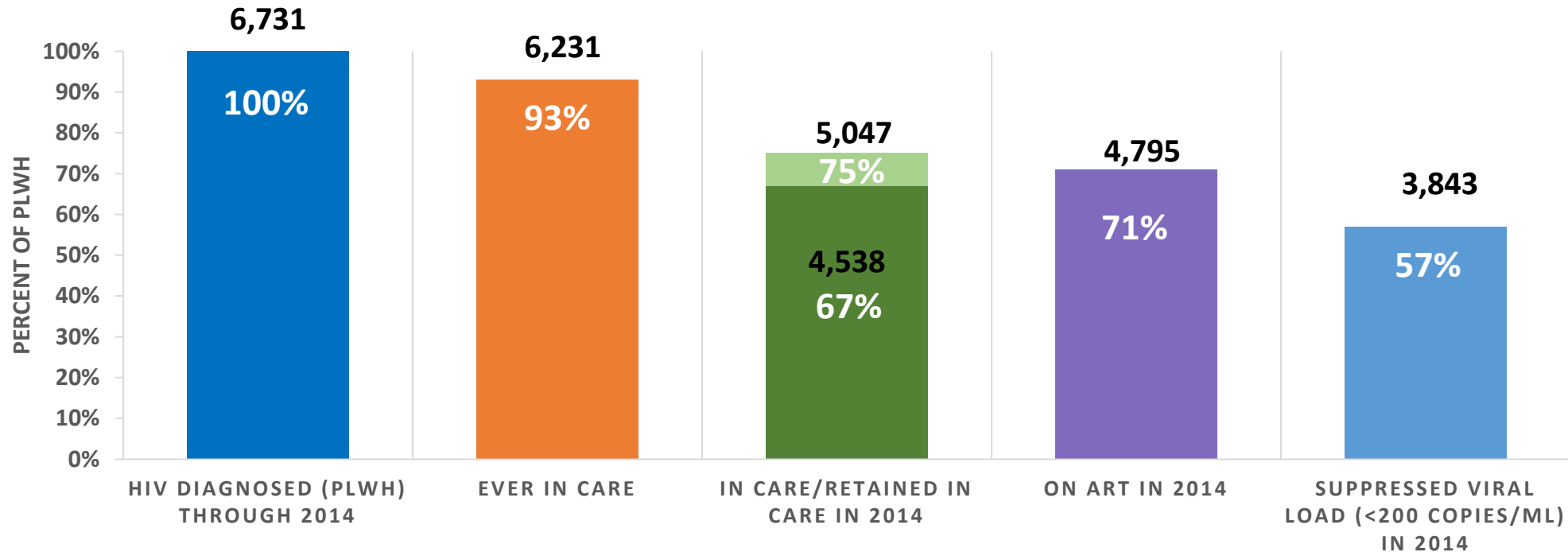
(3) **In Care:** PLWH with at least 1 documented VL or CD4 lab, medical visit or prescription in 2014.

**Retained in Care:** PLWH with 2 or more documented VL or CD4 labs, medical visits or prescriptions (at least 3 months apart) in 2014.

(4) **On ART:** Estimated PLWH on antiretroviral therapy (ART) in 2014 (estimated from 2013 FL MMP data).

(5) **Suppressed Viral Load:** PLWH with a suppressed VL (<200 copies/mL) on last VL in 2014.

# Number and Percentage of Persons Diagnosed and Living with HIV (PLWH) Engaged in Selected Stages of the Continuum of HIV Care Partnership 4 (excl. DOC), 2014



- 80% of those diagnosed with HIV in 2014 had documented HIV-related care within 3 months of diagnosis
- 76% of PLWH in care had a suppressed viral load in 2014

(1) **HIV Diagnosed:** Persons diagnosed and living with HIV (PLWH) in Florida through the end of 2014.

(2) **Ever in Care:** PLWH with at least 1 documented viral load (VL) or CD4 lab, medical visit or prescription since HIV diagnosis.

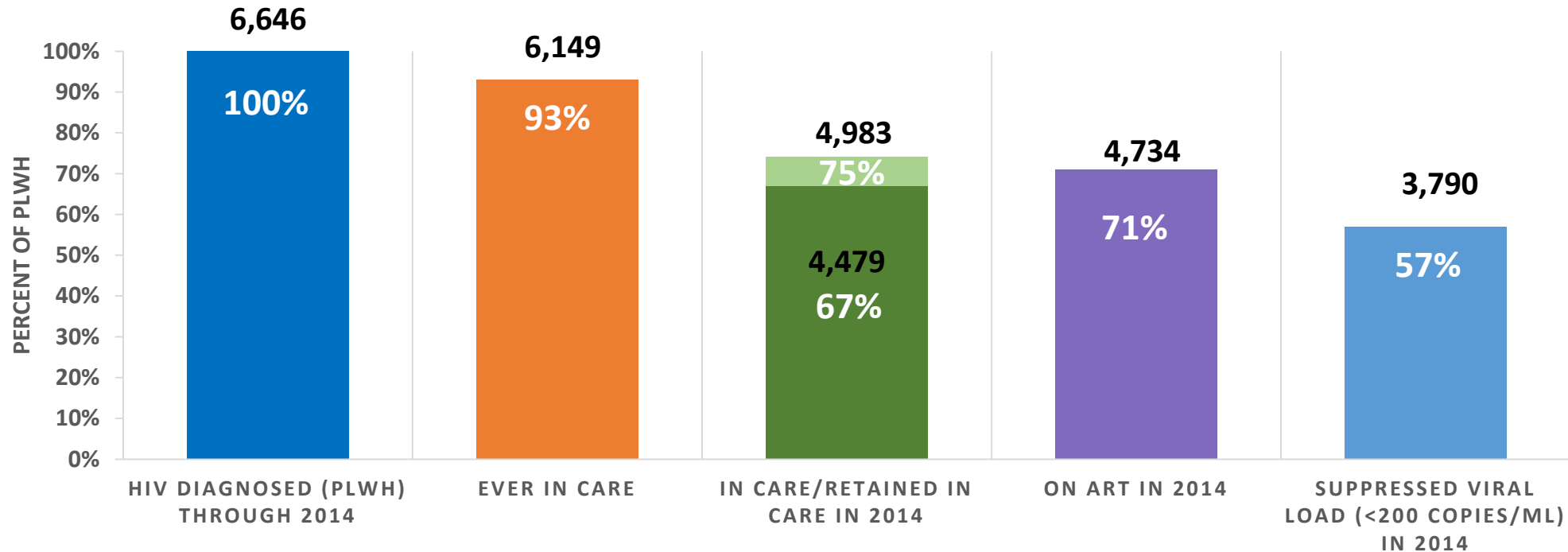
(3) **In Care:** PLWH with at least 1 documented VL or CD4 lab, medical visit or prescription in 2014.

**Retained in Care:** PLWH with 2 or more documented VL or CD4 labs, medical visits or prescriptions (at least 3 months apart) in 2014.

(4) **On ART:** Estimated PLWH on antiretroviral therapy (ART) in 2014 (estimated from 2013 FL MMP data).

(5) **Suppressed Viral Load:** PLWH with a suppressed VL (<200 copies/mL) on last VL in 2014.

# Number and Percentage of Persons Diagnosed and Living with HIV (PLWH) Engaged in Selected Stages of the Continuum of HIV Care Jacksonville EMA (excl. DOC), 2014



- 80% of those diagnosed with HIV in 2014 had documented HIV-related care within 3 months of diagnosis
- 76% of PLWH in care had a suppressed viral load in 2014

(1) **HIV Diagnosed:** Persons diagnosed and living with HIV (PLWH) in Florida through the end of 2014.

(2) **Ever in Care:** PLWH with at least 1 documented viral load (VL) or CD4 lab, medical visit or prescription since HIV diagnosis.

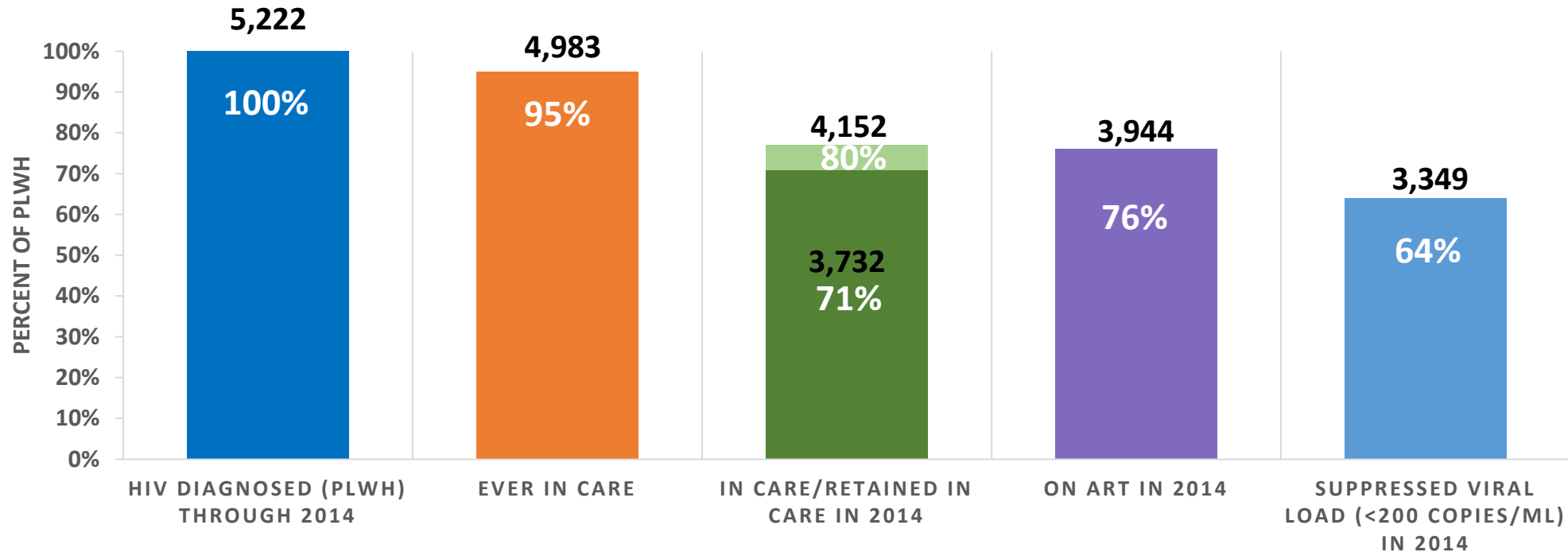
(3) **In Care:** PLWH with at least 1 documented VL or CD4 lab, medical visit or prescription in 2014.

**Retained in Care:** PLWH with 2 or more documented VL or CD4 labs, medical visits or prescriptions (at least 3 months apart) in 2014.

(4) **On ART:** Estimated PLWH on antiretroviral therapy (ART) in 2014 (estimated from 2013 FL MMP data).

(5) **Suppressed Viral Load:** PLWH with a suppressed VL (<200 copies/mL) on last VL in 2014.

# Number and Percentage of Persons Diagnosed and Living with HIV (PLWH) Engaged in Selected Stages of the Continuum of HIV Care Partnership 5 (excl. DOC), 2014



- 85% of those diagnosed with HIV in 2014 had documented HIV-related care within 3 months of diagnosis
- 81% of PLWH in care had a suppressed viral load in 2014

(1) **HIV Diagnosed:** Persons diagnosed and living with HIV (PLWH) in Florida through the end of 2014.

(2) **Ever in Care:** PLWH with at least 1 documented viral load (VL) or CD4 lab, medical visit or prescription since HIV diagnosis.

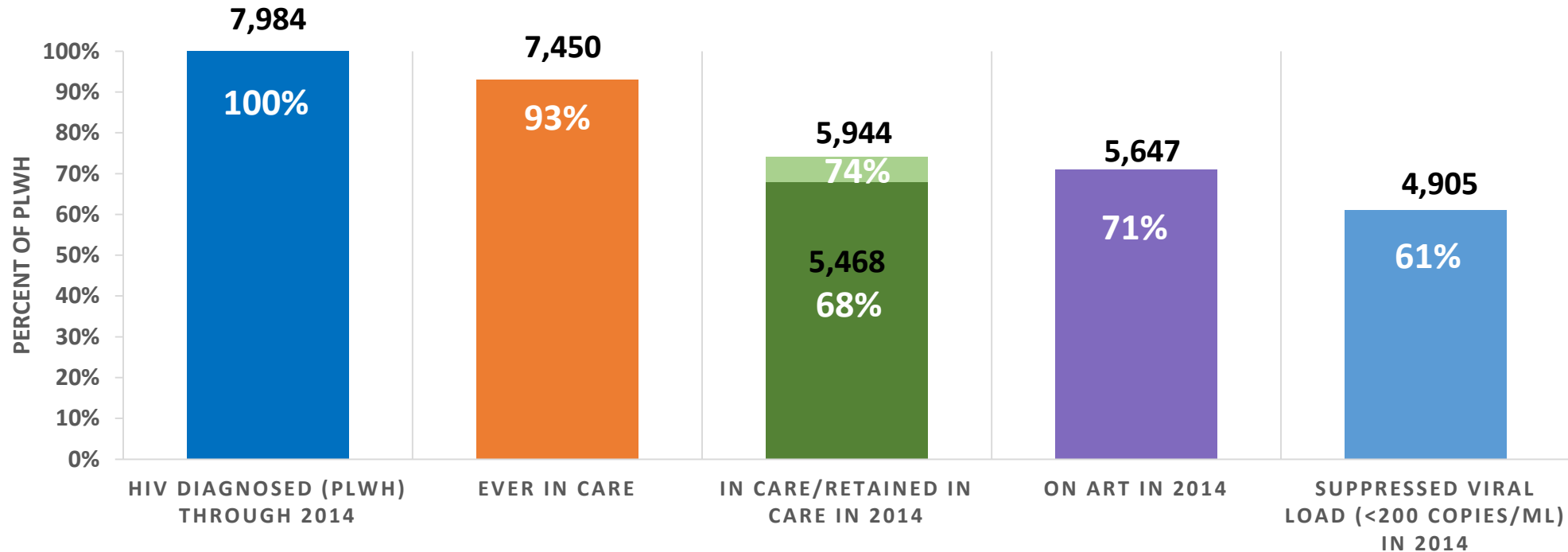
(3) **In Care:** PLWH with at least 1 documented VL or CD4 lab, medical visit or prescription in 2014.

**Retained in Care:** PLWH with 2 or more documented VL or CD4 labs, medical visits or prescriptions (at least 3 months apart) in 2014.

(4) **On ART:** Estimated PLWH on antiretroviral therapy (ART) in 2014 (estimated from 2013 FL MMP data).

(5) **Suppressed Viral Load:** PLWH with a suppressed VL (<200 copies/mL) on last VL in 2014.

# Number and Percentage of Persons Diagnosed and Living with HIV (PLWH) Engaged in Selected Stages of the Continuum of HIV Care Partnership 6 (excl. DOC), 2014



- 86% of those diagnosed with HIV in 2014 had documented HIV-related care within 3 months of diagnosis
- 83% of PLWH in care had a suppressed viral load in 2014

(1) **HIV Diagnosed:** Persons diagnosed and living with HIV (PLWH) in Florida through the end of 2014.

(2) **Ever in Care:** PLWH with at least 1 documented viral load (VL) or CD4 lab, medical visit or prescription since HIV diagnosis.

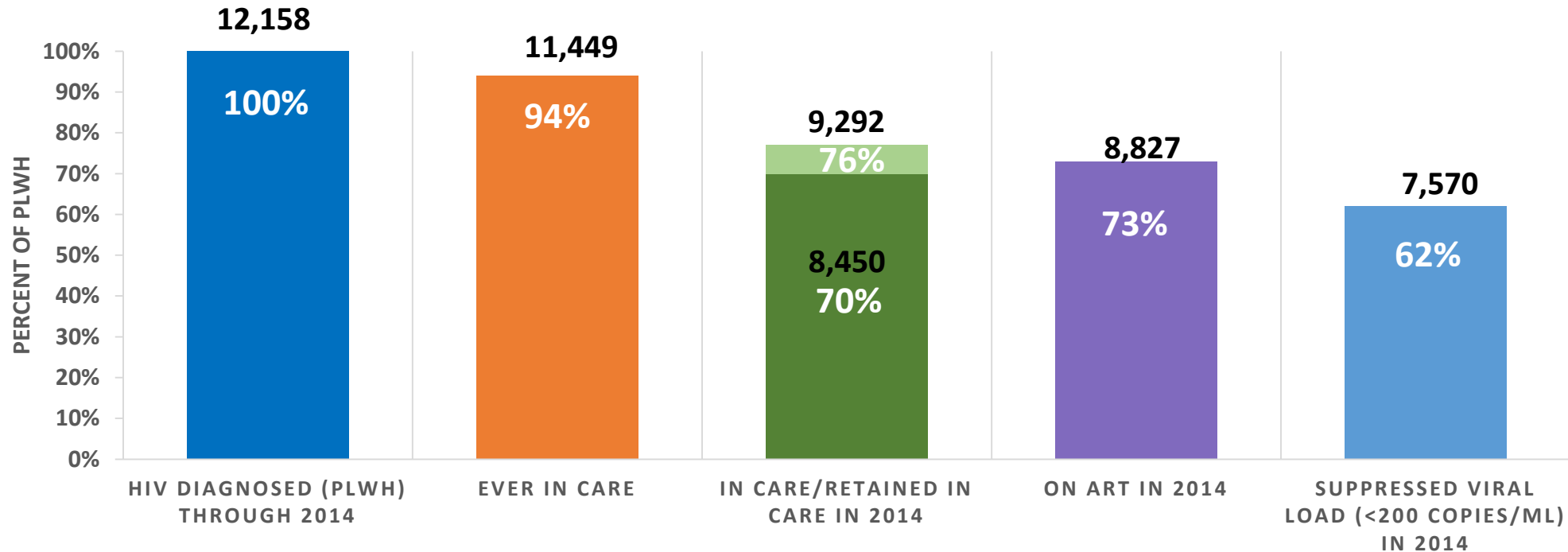
(3) **In Care:** PLWH with at least 1 documented VL or CD4 lab, medical visit or prescription in 2014.

**Retained in Care:** PLWH with 2 or more documented VL or CD4 labs, medical visits or prescriptions (at least 3 months apart) in 2014.

(4) **On ART:** Estimated PLWH on antiretroviral therapy (ART) in 2014 (estimated from 2013 FL MMP data).

(5) **Suppressed Viral Load:** PLWH with a suppressed VL (<200 copies/mL) on last VL in 2014.

# Number and Percentage of Persons Diagnosed and Living with HIV (PLWH) Engaged in Selected Stages of the Continuum of HIV Care Tampa / St. Petersburg EMA (excl. DOC), 2014



- 85% of those diagnosed with HIV in 2014 had documented HIV-related care within 3 months of diagnosis
- 81% of PLWH in care had a suppressed viral load in 2014

(1) **HIV Diagnosed:** Persons diagnosed and living with HIV (PLWH) in Florida through the end of 2014.

(2) **Ever in Care:** PLWH with at least 1 documented viral load (VL) or CD4 lab, medical visit or prescription since HIV diagnosis.

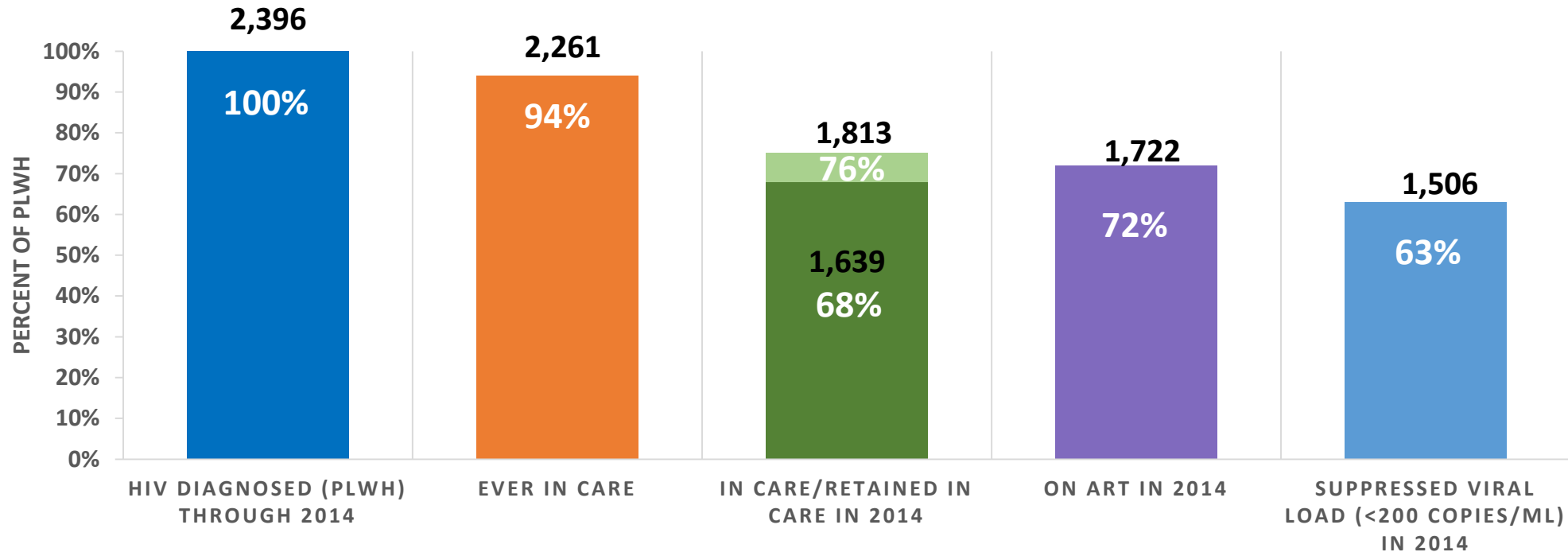
(3) **In Care:** PLWH with at least 1 documented VL or CD4 lab, medical visit or prescription in 2014.

**Retained in Care:** PLWH with 2 or more documented VL or CD4 labs, medical visits or prescriptions (at least 3 months apart) in 2014.

(4) **On ART:** Estimated PLWH on antiretroviral therapy (ART) in 2014 (estimated from 2013 FL MMP data).

(5) **Suppressed Viral Load:** PLWH with a suppressed VL (<200 copies/mL) on last VL in 2014.

# Number and Percentage of Persons Diagnosed and Living with HIV (PLWH) Engaged in Selected Stages of the Continuum of HIV Care Partnership 14 (excl. DOC), 2014



- 92% of those diagnosed with HIV in 2014 had documented HIV-related care within 3 months of diagnosis
- 83% of PLWH in care had a suppressed viral load in 2014

(1) **HIV Diagnosed:** Persons diagnosed and living with HIV (PLWH) in Florida through the end of 2014.

(2) **Ever in Care:** PLWH with at least 1 documented viral load (VL) or CD4 lab, medical visit or prescription since HIV diagnosis.

(3) **In Care:** PLWH with at least 1 documented VL or CD4 lab, medical visit or prescription in 2014.

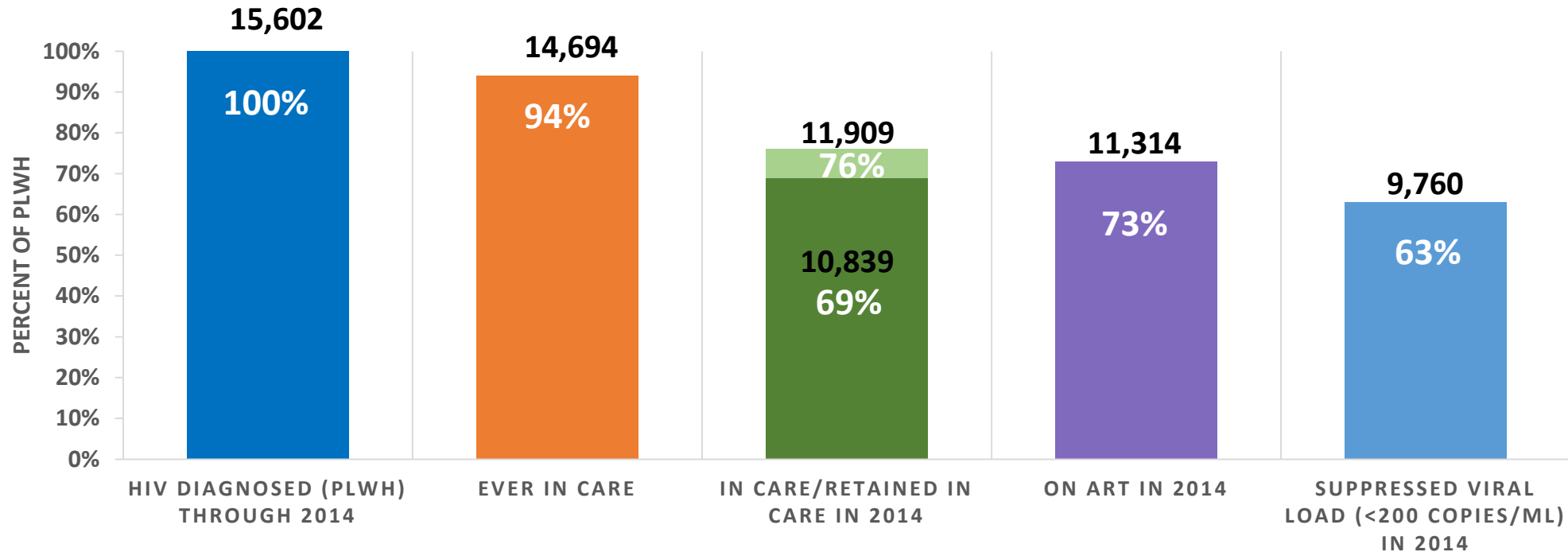
**Retained in Care:** PLWH with 2 or more documented VL or CD4 labs, medical visits or prescriptions (at least 3 months apart) in 2014.

(4) **On ART:** Estimated PLWH on antiretroviral therapy (ART) in 2014 (estimated from 2013 FL MMP data).

(5) **Suppressed Viral Load:** PLWH with a suppressed VL (<200 copies/mL) on last VL in 2014.



# Number and Percentage of Persons Diagnosed and Living with HIV (PLWH) Engaged in Selected Stages of the Continuum of HIV Care Partnership 5/6/14 (excl. DOC), 2014



- 86% of those diagnosed with HIV in 2014 had documented HIV-related care within 3 months of diagnosis
- 82% of PLWH in care had a suppressed viral load in 2014

(1) **HIV Diagnosed:** Persons diagnosed and living with HIV (PLWH) in Florida through the end of 2014.

(2) **Ever in Care:** PLWH with at least 1 documented viral load (VL) or CD4 lab, medical visit or prescription since HIV diagnosis.

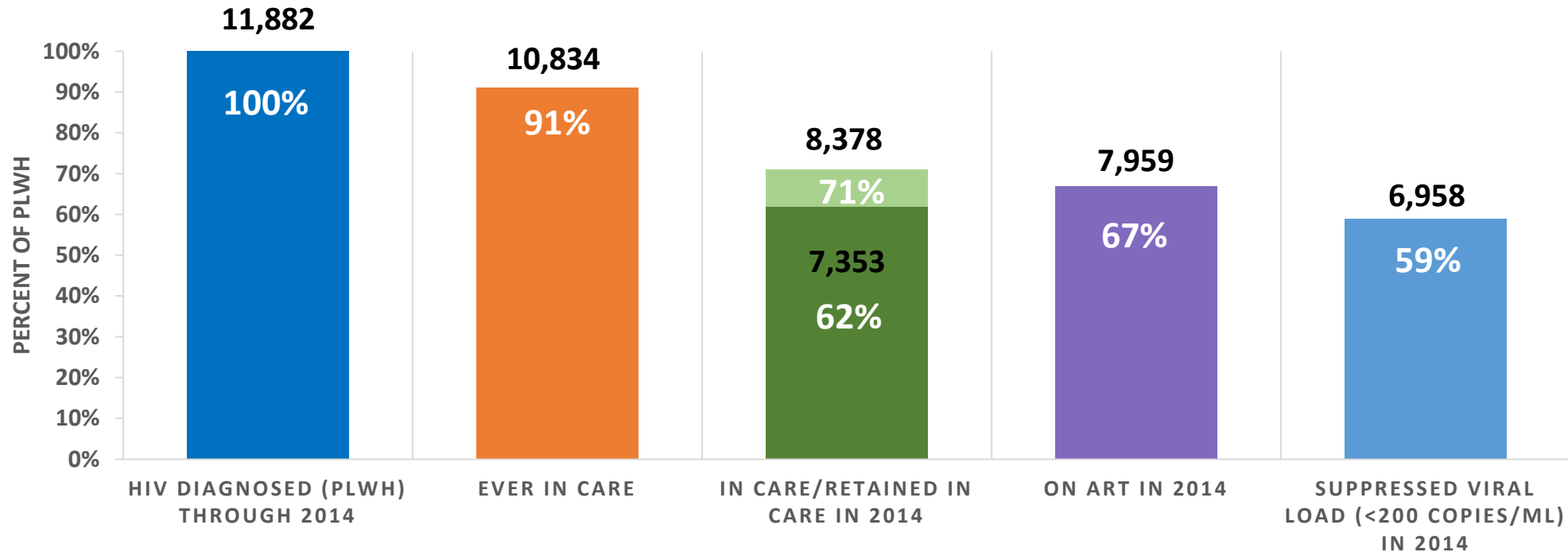
(3) **In Care:** PLWH with at least 1 documented VL or CD4 lab, medical visit or prescription in 2014.

**Retained in Care:** PLWH with 2 or more documented VL or CD4 labs, medical visits or prescriptions (at least 3 months apart) in 2014.

(4) **On ART:** Estimated PLWH on antiretroviral therapy (ART) in 2014 (estimated from 2013 FL MMP data).

(5) **Suppressed Viral Load:** PLWH with a suppressed VL (<200 copies/mL) on last VL in 2014.

# Number and Percentage of Persons Diagnosed and Living with HIV (PLWH) Engaged in Selected Stages of the Continuum of HIV Care Partnership 7 (excl. DOC), 2014



- 81% of those diagnosed with HIV in 2014 had documented HIV-related care within 3 months of diagnosis
- 83% of PLWH in care had a suppressed viral load in 2014

(1) **HIV Diagnosed:** Persons diagnosed and living with HIV (PLWH) in Florida through the end of 2014.

(2) **Ever in Care:** PLWH with at least 1 documented viral load (VL) or CD4 lab, medical visit or prescription since HIV diagnosis.

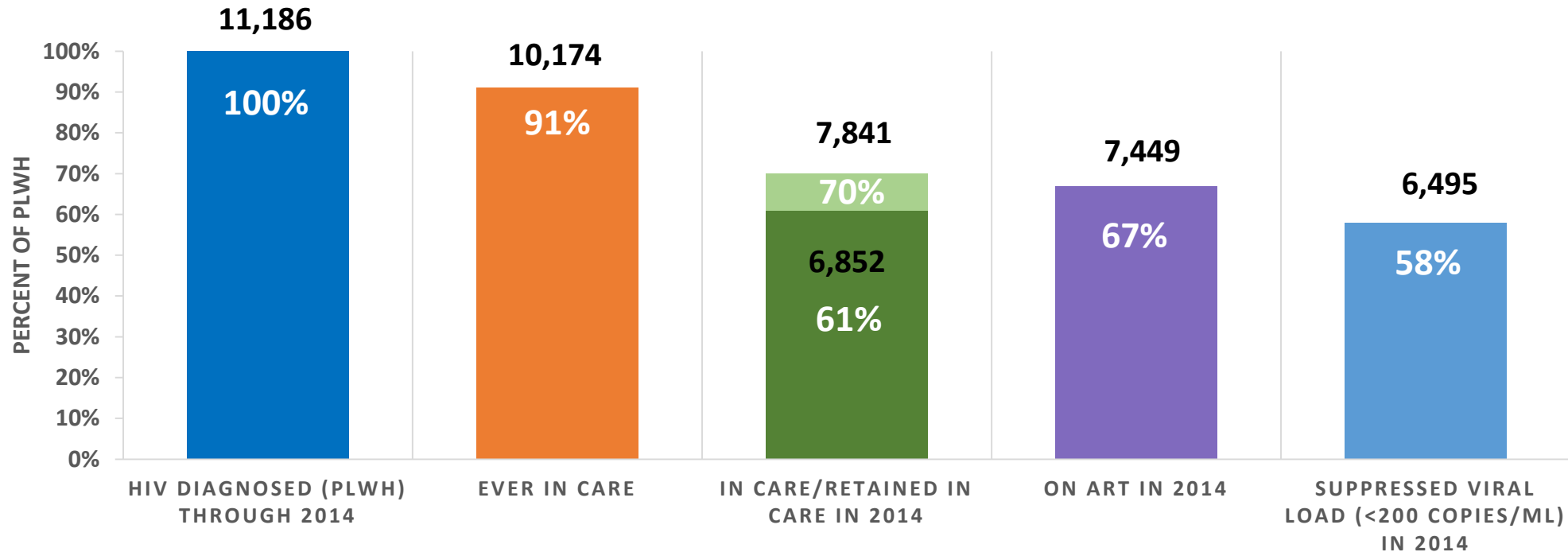
(3) **In Care:** PLWH with at least 1 documented VL or CD4 lab, medical visit or prescription in 2014.

**Retained in Care:** PLWH with 2 or more documented VL or CD4 labs, medical visits or prescriptions (at least 3 months apart) in 2014.

(4) **On ART:** Estimated PLWH on antiretroviral therapy (ART) in 2014 (estimated from 2013 FL MMP data).

(5) **Suppressed Viral Load:** PLWH with a suppressed VL (<200 copies/mL) on last VL in 2014.

# Number and Percentage of Persons Diagnosed and Living with HIV (PLWH) Engaged in Selected Stages of the Continuum of HIV Care Orlando EMA (excl. DOC), 2014



- 82% of those diagnosed with HIV in 2014 had documented HIV-related care within 3 months of diagnosis
- 83% of PLWH in care had a suppressed viral load in 2014

(1) **HIV Diagnosed:** Persons diagnosed and living with HIV (PLWH) in Florida through the end of 2014.

(2) **Ever in Care:** PLWH with at least 1 documented viral load (VL) or CD4 lab, medical visit or prescription since HIV diagnosis.

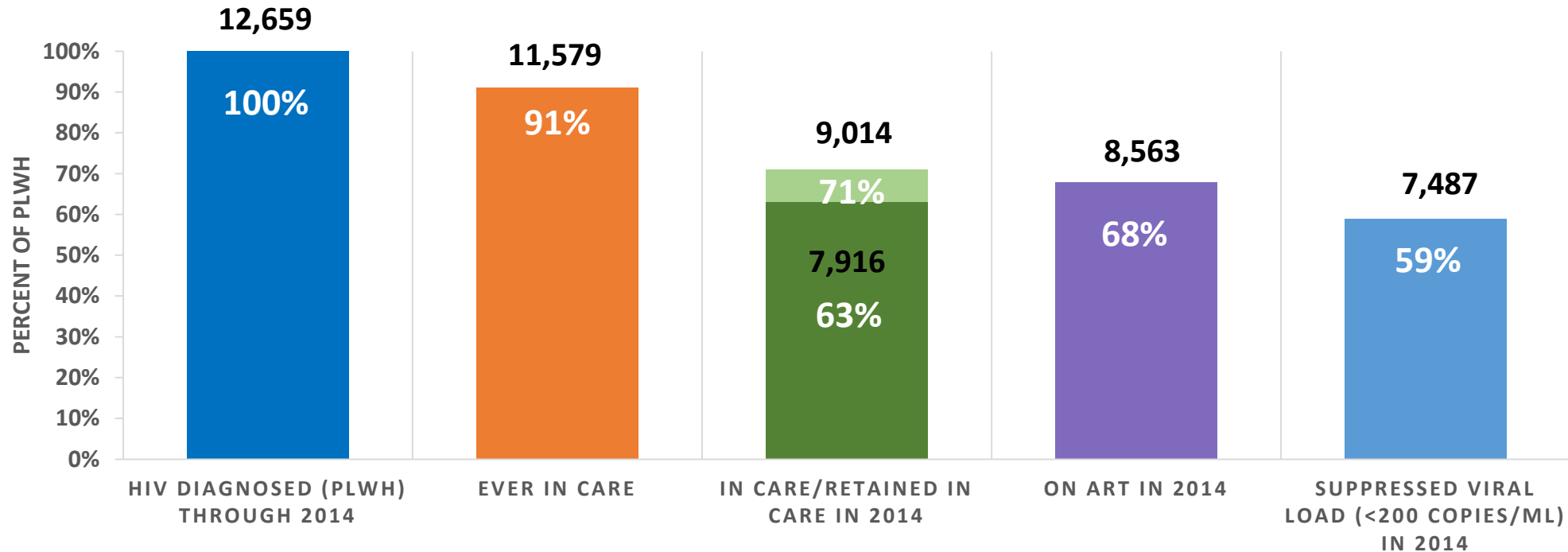
(3) **In Care:** PLWH with at least 1 documented VL or CD4 lab, medical visit or prescription in 2014.

**Retained in Care:** PLWH with 2 or more documented VL or CD4 labs, medical visits or prescriptions (at least 3 months apart) in 2014.

(4) **On ART:** Estimated PLWH on antiretroviral therapy (ART) in 2014 (estimated from 2013 FL MMP data).

(5) **Suppressed Viral Load:** PLWH with a suppressed VL (<200 copies/mL) on last VL in 2014.

# Number and Percentage of Persons Diagnosed and Living with HIV (PLWH) Engaged in Selected Stages of the Continuum of HIV Care Health Council of Central Florida (excl. DOC), 2014



- 82% of those diagnosed with HIV in 2014 had documented HIV-related care within 3 months of diagnosis
- 83% of PLWH in care had a suppressed viral load in 2014

(1) **HIV Diagnosed:** Persons diagnosed and living with HIV (PLWH) in Florida through the end of 2014.

(2) **Ever in Care:** PLWH with at least 1 documented viral load (VL) or CD4 lab, medical visit or prescription since HIV diagnosis.

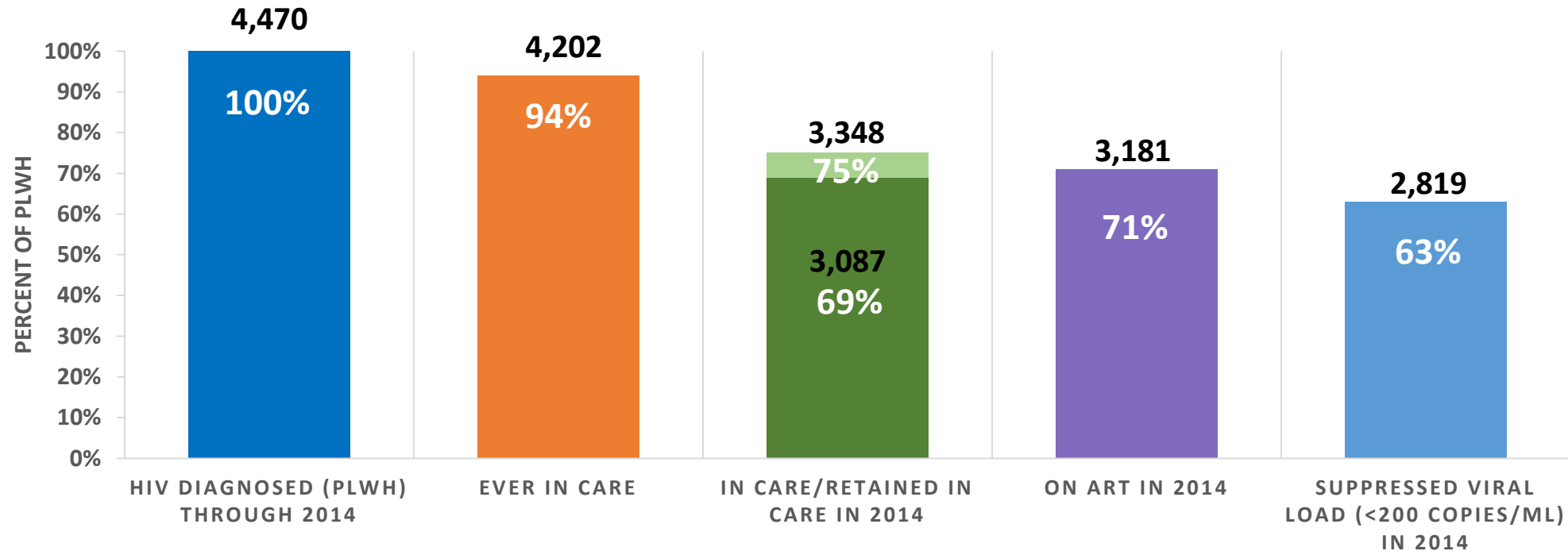
(3) **In Care:** PLWH with at least 1 documented VL or CD4 lab, medical visit or prescription in 2014.

**Retained in Care:** PLWH with 2 or more documented VL or CD4 labs, medical visits or prescriptions (at least 3 months apart) in 2014.

(4) **On ART:** Estimated PLWH on antiretroviral therapy (ART) in 2014 (estimated from 2013 FL MMP data).

(5) **Suppressed Viral Load:** PLWH with a suppressed VL (<200 copies/mL) on last VL in 2014.

# Number and Percentage of Persons Diagnosed and Living with HIV (PLWH) Engaged in Selected Stages of the Continuum of HIV Care Partnership 8 (excl. DOC), 2014



- 92% of those diagnosed with HIV in 2014 had documented HIV-related care within 3 months of diagnosis
- 84% of PLWH in care had a suppressed viral load in 2014

(1) **HIV Diagnosed:** Persons diagnosed and living with HIV (PLWH) in Florida through the end of 2014.

(2) **Ever in Care:** PLWH with at least 1 documented viral load (VL) or CD4 lab, medical visit or prescription since HIV diagnosis.

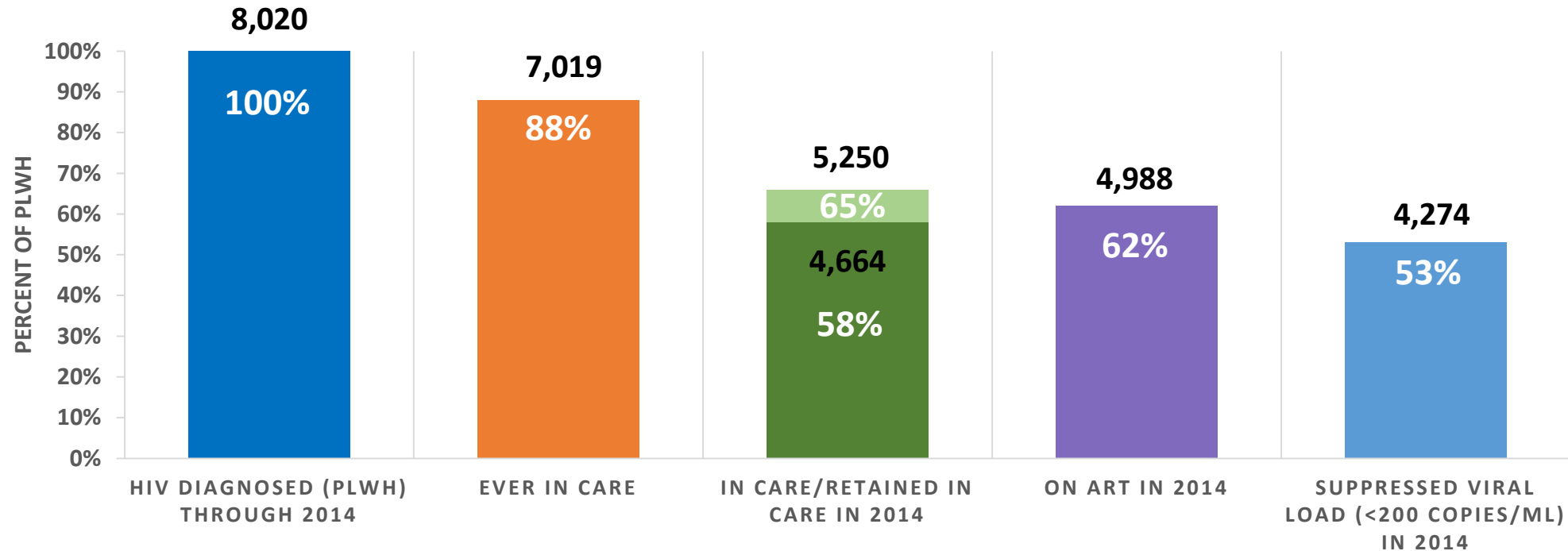
(3) **In Care:** PLWH with at least 1 documented VL or CD4 lab, medical visit or prescription in 2014.

**Retained in Care:** PLWH with 2 or more documented VL or CD4 labs, medical visits or prescriptions (at least 3 months apart) in 2014.

(4) **On ART:** Estimated PLWH on antiretroviral therapy (ART) in 2014 (estimated from 2013 FL MMP data).

(5) **Suppressed Viral Load:** PLWH with a suppressed VL (<200 copies/mL) on last VL in 2014.

# Number and Percentage of Persons Diagnosed and Living with HIV (PLWH) Engaged in Selected Stages of the Continuum of HIV Care West Palm Beach EMA (excl. DOC), 2014



- 80% of those diagnosed with HIV in 2014 had documented HIV-related care within 3 months of diagnosis
- 81% of PLWH in care had a suppressed viral load in 2014

(1) **HIV Diagnosed:** Persons diagnosed and living with HIV (PLWH) in Florida through the end of 2014.

(2) **Ever in Care:** PLWH with at least 1 documented viral load (VL) or CD4 lab, medical visit or prescription since HIV diagnosis.

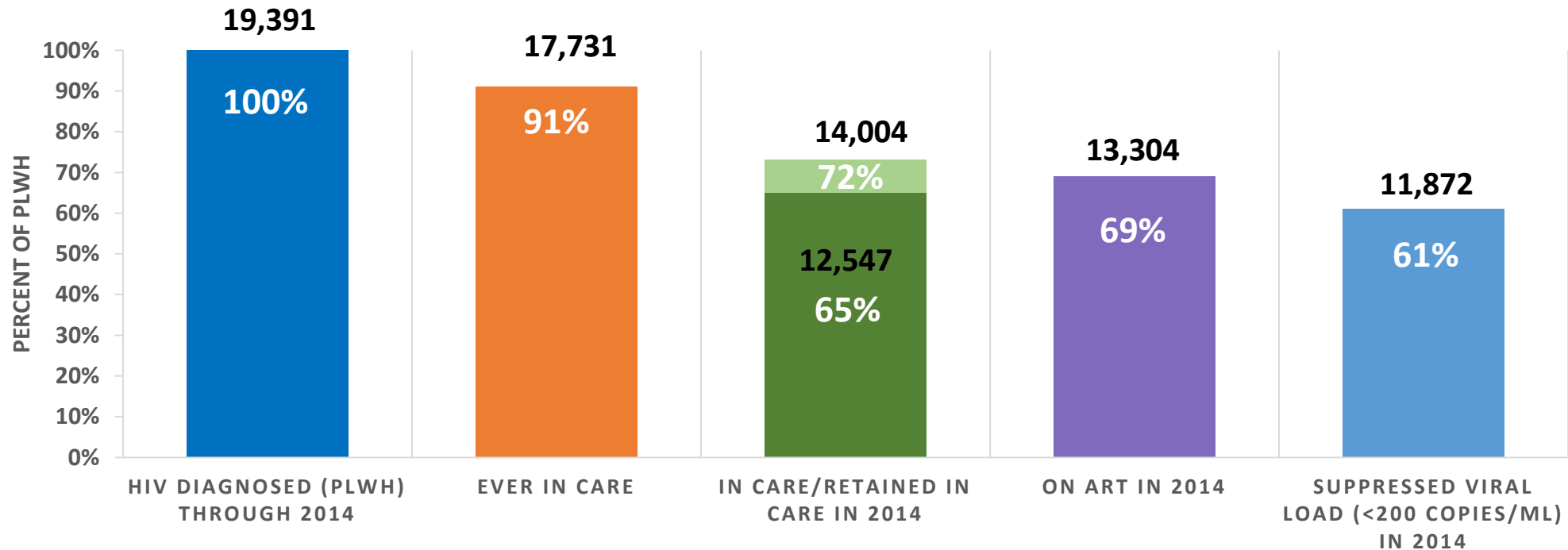
(3) **In Care:** PLWH with at least 1 documented VL or CD4 lab, medical visit or prescription in 2014.

**Retained in Care:** PLWH with 2 or more documented VL or CD4 labs, medical visits or prescriptions (at least 3 months apart) in 2014.

(4) **On ART:** Estimated PLWH on antiretroviral therapy (ART) in 2014 (estimated from 2013 FL MMP data).

(5) **Suppressed Viral Load:** PLWH with a suppressed VL (<200 copies/mL) on last VL in 2014.

# Number and Percentage of Persons Diagnosed and Living with HIV (PLWH) Engaged in Selected Stages of the Continuum of HIV Care Fort Lauderdale EMA (excl. DOC), 2014



- 86% of those diagnosed with HIV in 2014 had documented HIV-related care within 3 months of diagnosis
- 85% of PLWH in care had a suppressed viral load in 2014

(1) **HIV Diagnosed:** Persons diagnosed and living with HIV (PLWH) in Florida through the end of 2014.

(2) **Ever in Care:** PLWH with at least 1 documented viral load (VL) or CD4 lab, medical visit or prescription since HIV diagnosis.

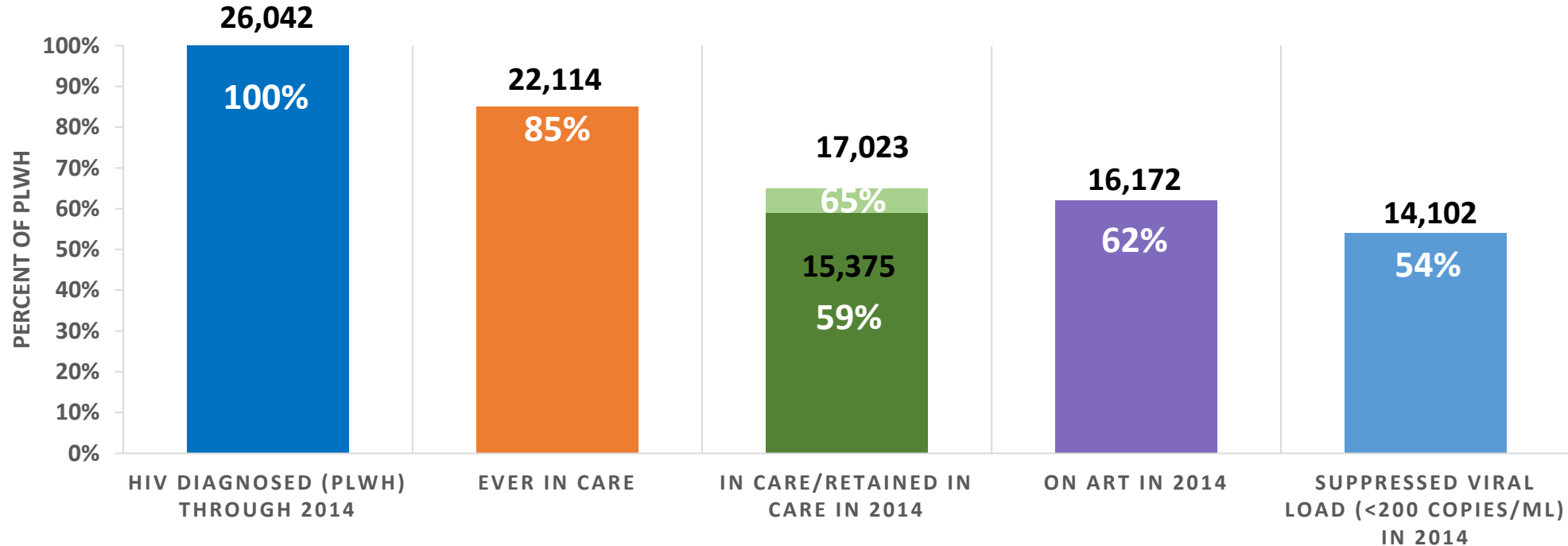
(3) **In Care:** PLWH with at least 1 documented VL or CD4 lab, medical visit or prescription in 2014.

**Retained in Care:** PLWH with 2 or more documented VL or CD4 labs, medical visits or prescriptions (at least 3 months apart) in 2014.

(4) **On ART:** Estimated PLWH on antiretroviral therapy (ART) in 2014 (estimated from 2013 FL MMP data).

(5) **Suppressed Viral Load:** PLWH with a suppressed VL (<200 copies/mL) on last VL in 2014.

# Number and Percentage of Persons Diagnosed and Living with HIV (PLWH) Engaged in Selected Stages of the Continuum of HIV Care Miami EMA (excl. DOC), 2014



- 79% of those diagnosed with HIV in 2014 had documented HIV-related care within 3 months of diagnosis
- 83% of PLWH in care had a suppressed viral load in 2014

(1) **HIV Diagnosed:** Persons diagnosed and living with HIV (PLWH) in Florida through the end of 2014.

(2) **Ever in Care:** PLWH with at least 1 documented viral load (VL) or CD4 lab, medical visit or prescription since HIV diagnosis.

(3) **In Care:** PLWH with at least 1 documented VL or CD4 lab, medical visit or prescription in 2014.

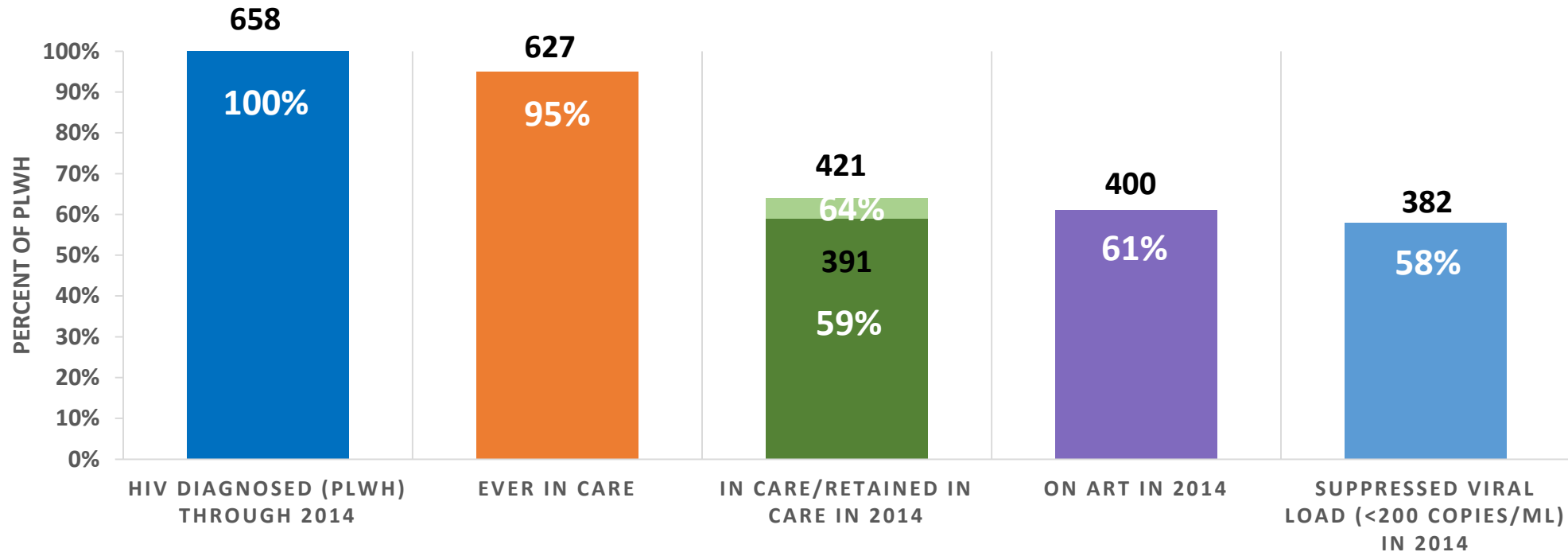
**Retained in Care:** PLWH with 2 or more documented VL or CD4 labs, medical visits or prescriptions (at least 3 months apart) in 2014.

(4) **On ART:** Estimated PLWH on antiretroviral therapy (ART) in 2014 (estimated from 2013 FL MMP data).

(5) **Suppressed Viral Load:** PLWH with a suppressed VL (<200 copies/mL) on last VL in 2014.



# Number and Percentage of Persons Diagnosed and Living with HIV (PLWH) Engaged in Selected Stages of the Continuum of HIV Care Monroe (excl. DOC), 2014



- 100% of those diagnosed with HIV in 2014 had documented HIV-related care within 3 months of diagnosis
- 91% of PLWH in care had a suppressed viral load in 2014

(1) **HIV Diagnosed:** Persons diagnosed and living with HIV (PLWH) in Florida through the end of 2014.

(2) **Ever in Care:** PLWH with at least 1 documented viral load (VL) or CD4 lab, medical visit or prescription since HIV diagnosis.

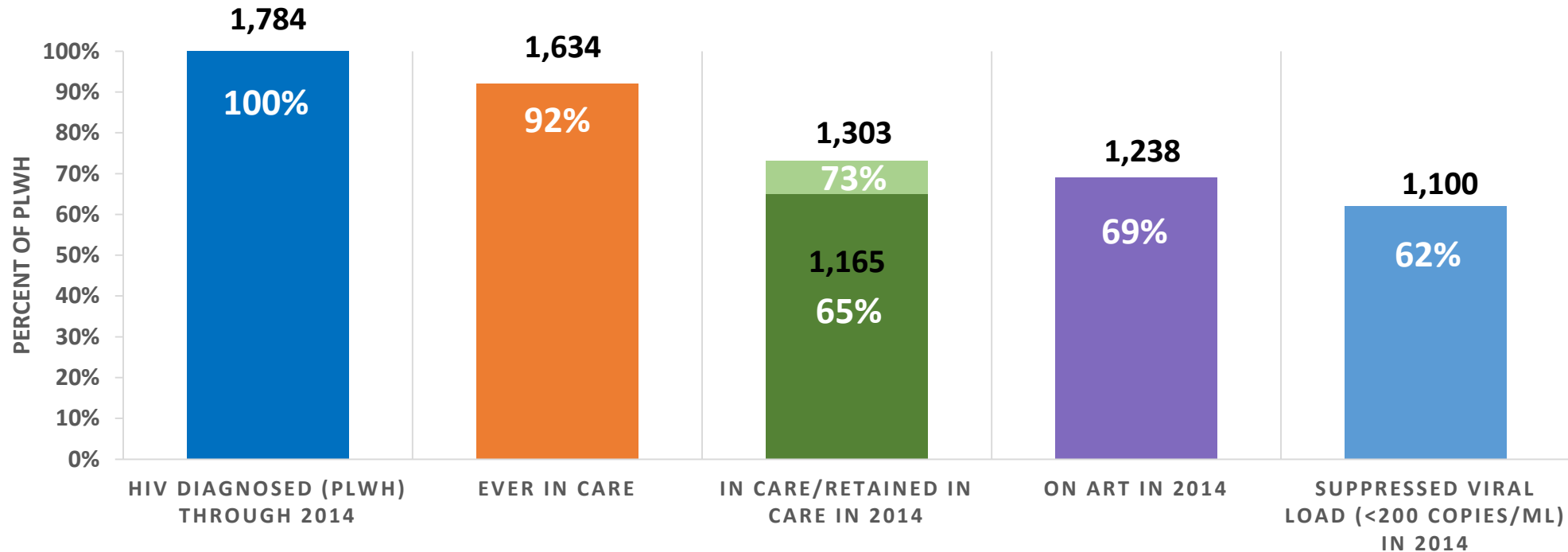
(3) **In Care:** PLWH with at least 1 documented VL or CD4 lab, medical visit or prescription in 2014.

**Retained in Care:** PLWH with 2 or more documented VL or CD4 labs, medical visits or prescriptions (at least 3 months apart) in 2014.

(4) **On ART:** Estimated PLWH on antiretroviral therapy (ART) in 2014 (estimated from 2013 FL MMP data).

(5) **Suppressed Viral Load:** PLWH with a suppressed VL (<200 copies/mL) on last VL in 2014.

# Number and Percentage of Persons Diagnosed and Living with HIV (PLWH) Engaged in Selected Stages of the Continuum of HIV Care Partnership 12 (excl. DOC), 2014



- 81% of those diagnosed with HIV in 2014 had documented HIV-related care within 3 months of diagnosis
- 84% of PLWH in care had a suppressed viral load in 2014

(1) **HIV Diagnosed:** Persons diagnosed and living with HIV (PLWH) in Florida through the end of 2014.

(2) **Ever in Care:** PLWH with at least 1 documented viral load (VL) or CD4 lab, medical visit or prescription since HIV diagnosis.

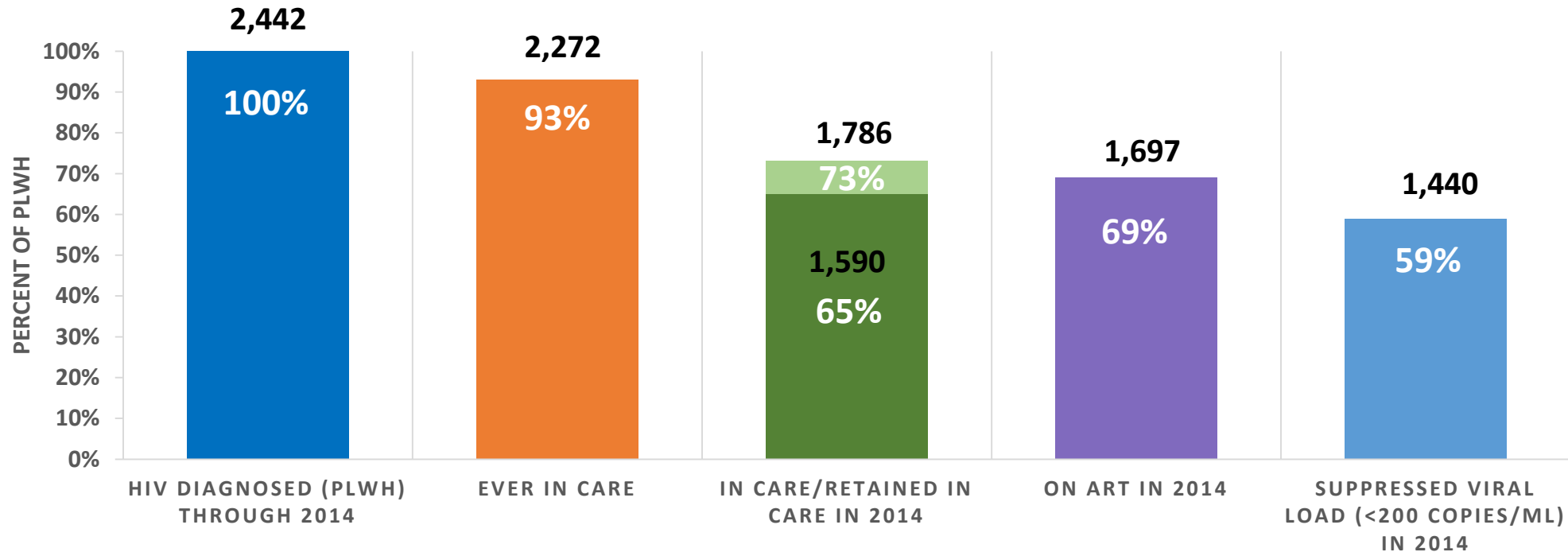
(3) **In Care:** PLWH with at least 1 documented VL or CD4 lab, medical visit or prescription in 2014.

**Retained in Care:** PLWH with 2 or more documented VL or CD4 labs, medical visits or prescriptions (at least 3 months apart) in 2014.

(4) **On ART:** Estimated PLWH on antiretroviral therapy (ART) in 2014 (estimated from 2013 FL MMP data).

(5) **Suppressed Viral Load:** PLWH with a suppressed VL (<200 copies/mL) on last VL in 2014.

# Number and Percentage of Persons Diagnosed and Living with HIV (PLWH) Engaged in Selected Stages of the Continuum of HIV Care Partnership 15 (excl. DOC), 2014



- 75% of those diagnosed with HIV in 2014 had documented HIV-related care within 3 months of diagnosis
- 81% of PLWH in care had a suppressed viral load in 2014

(1) **HIV Diagnosed:** Persons diagnosed and living with HIV (PLWH) in Florida through the end of 2014.

(2) **Ever in Care:** PLWH with at least 1 documented viral load (VL) or CD4 lab, medical visit or prescription since HIV diagnosis.

(3) **In Care:** PLWH with at least 1 documented VL or CD4 lab, medical visit or prescription in 2014.

**Retained in Care:** PLWH with 2 or more documented VL or CD4 labs, medical visits or prescriptions (at least 3 months apart) in 2014.

(4) **On ART:** Estimated PLWH on antiretroviral therapy (ART) in 2014 (estimated from 2013 FL MMP data).

(5) **Suppressed Viral Load:** PLWH with a suppressed VL (<200 copies/mL) on last VL in 2014.

# **For Florida HIV/AIDS Surveillance Data**

**Contact: (850) 245-4444**

**Lorene Maddox, MPH**

**Tracina Bush, BSW**

**Madgene Moise, MPH**

**Ext. 2613**

**Ext. 2612**

**Ext. 2373**

**Visit Florida's internet site for:**  
**Monthly Surveillance Reports**  
**Slide Sets and Fact Sheets**  
**Annual Reports and Epi Profiles**

**[http://www.doh.state.fl.us/disease\\_ctrl/aids/trends/trends.html](http://www.doh.state.fl.us/disease_ctrl/aids/trends/trends.html)**

**Visit CDC's HIV/AIDS internet site for:**  
**Surveillance Reports, fact sheets and slide sets**

**<http://www.cdc.gov/hiv/topics/surveillance/resources/reports/index.htm>**