

Special Droplet/Contact Precautions

IN ADDITION TO STANDARD PRECAUTIONS




Only essential personnel should enter this room

** Solo el Personal esencial debe ingresar a esta sala **

Everyone **MUST**:

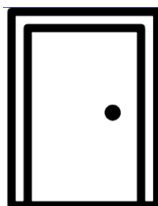
- Clean hands when entering and leaving room
- Wear facemask at all times (N-95 or higher- level respirator for aerosol generating procedures)
- Wear eye protection
- Gown and glove at door



Todos **DEBEN**:

- Realizar higiene de manos
- Usar mascarilla en todo momento
(Respirador de nivel N-95 o superior para procedimientos que generan aerosoles)
- Use proteccion para los ojos
- Ponerse bata y guantes en la puerta

Keep door closed.



Mantenga la puerta cerrada.

Use patient dedicated or disposable equipment.

Clean and disinfect shared equipment.

** Use equipo dedicado o desechable para el paciente.*

*Limpiar y desinfectar equipos compartidos.**

Special Droplet/Contact Precautions

If patient has diarrhea or *C. difficile* add Contact Enteric Precautions

Limit visitors and document anyone that has contact with the patient and notify employee health.

Display sign outside the door. At patient discharge, remove sign after room is terminally cleaned.

For use with:

- Respiratory viruses, including COVID-19.

Dishes/Utensils:

- No special precautions. Kitchenware sanitized in dishwasher.

Equipment and Supplies:

- Only essential supplies in room.
- Use dedicated or disposable equipment when available.
- Minimize use of cellphones/pagers.
- Clean and disinfect reusable equipment including intravenous pumps; cellphones, pagers (if used in room), and other electronics; supplies; and other equipment prior to removing from patient's room.
- Ensure blood pressure cuff and stethoscope are cleaned and disinfected between patients.

Waste and Linen Management:

For COVID-19, follow local and state public health guidelines Category B for medical waste handling. Bag linen in the patient's room.

Private Room:

If not available, room with patients that have the same organism but no other infection.

Room cleaning:

Routine cleaning procedure with addition of cubical curtain changes per hospital procedure.

Transport:

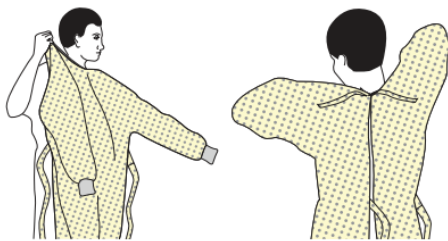
Essential transport only. Patient should remain in room except for medical necessity. Patient should wash their hands. Place patient in clean gown. Place surgical mask on patient. Clean and disinfect transport vehicle. Alert receiving department regarding patient's isolation precaution status.

Special Droplet/Contact Precautions

Personal Protective Equipment

Put **ON** in this order:

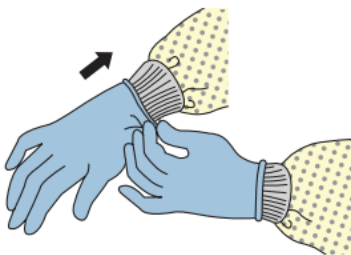
1. **WASH OR GEL HANDS** (even if gloves are used)
2. Gown



3. Mask and eye cover

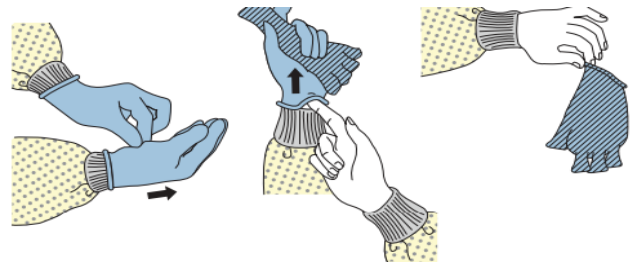


4. Gloves

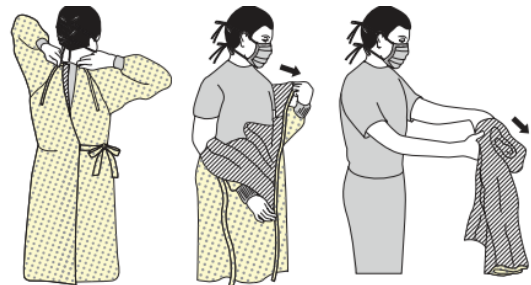


Take **OFF** in this order:

1. Gloves



2. Gown



3. **WASH OR GEL HANDS**

4. Mask and eye cover: Remove from earpiece or ties to discard. Do not grab from front of mask.



5. **WASH OR GEL HANDS** (even if gloves are used)