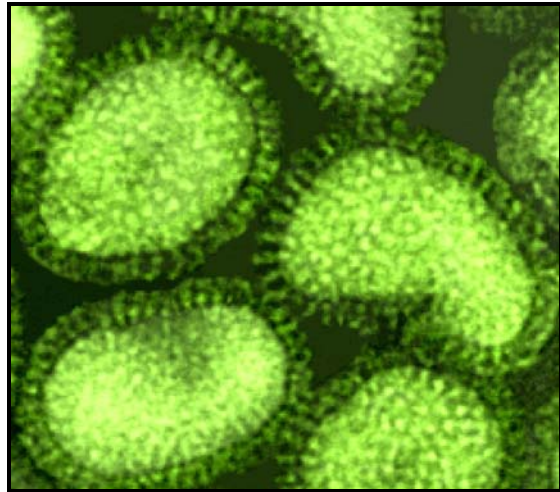


Florida Influenza Surveillance

*Week Ending April 2, 2005
(Week 13)*

Dawn Ginzl, MPH, Florida Epidemic Intelligence Service Fellow

Brittni Jones, Influenza Surveillance Coordinator



Summary

Influenza-like illness (ILI) activity decreased in many regions of the state for the week ending April 2, 2005 (Week 13). Three County Health Departments reported localized ILI activity (Hillsborough, Pinellas, and Volusia), while nineteen County Health Departments (Brevard, Broward, Citrus, Collier, Duval, Hardee, Hernando, Lake, Leon, Martin, Miami-Dade, Monroe, Palm Beach, Polk, Sarasota, Seminole, Sumter, Taylor, and Union) reported sporadic ILI activity during Week 13. Ten counties reported no ILI activity and thirty-five counties did not report an activity code.

Florida Influenza and Influenza-like Illness (ILI) Surveillance

The table below outlines the weighted ILI activity by region. The overall weighted percent ILI activity for the state for the week ending April 2, 2005 was 2.25%, compared to the previous week's ILI activity of 2.05%. The Southeast region reported the highest influenza activity (3.36%). The Northcentral region reported the lowest influenza activity (0.33%). Only 57% of the sentinel physicians across the state reported at the time this report was written.

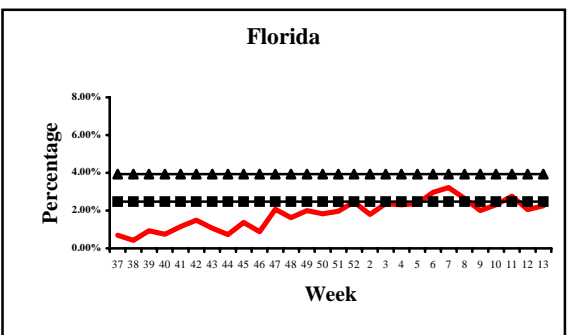
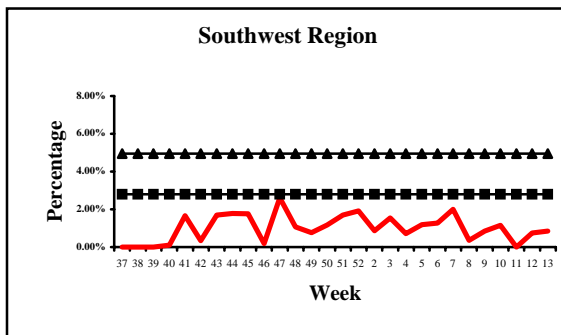
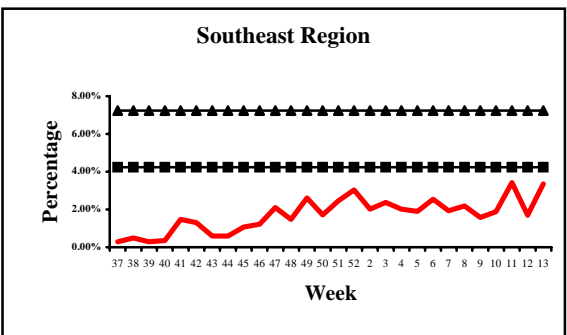
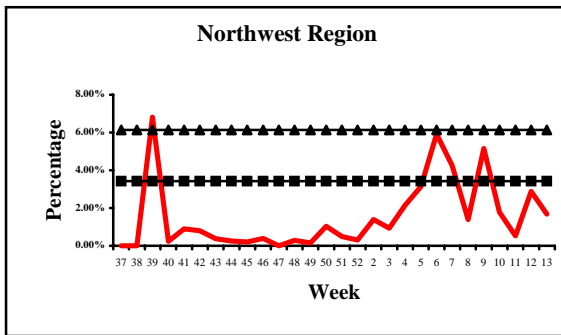
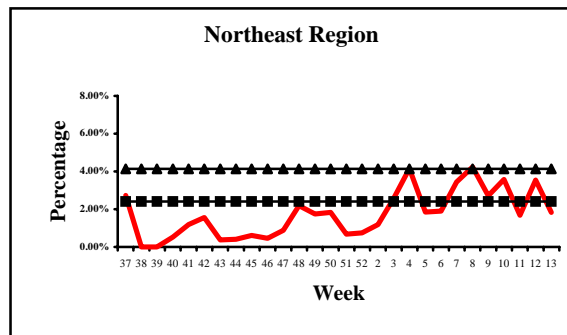
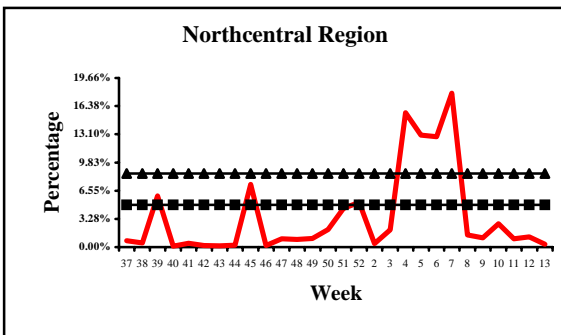
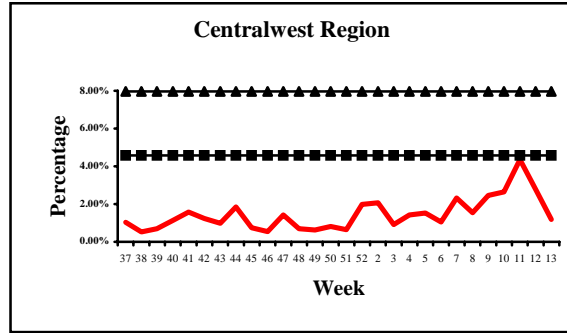
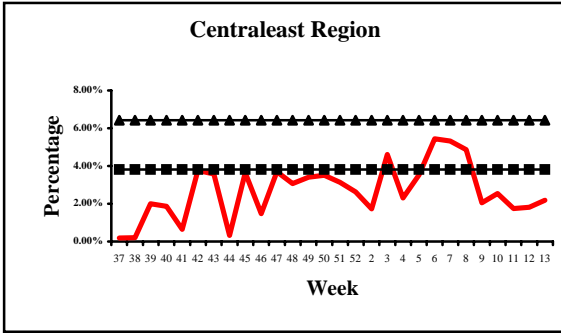
Weighted ILI Activity, by Region, Week ending April 2, 2005	
REGION	REPORTED ILI%
Centraleast	2.18%
Centralwest	1.19%
Northcentral	0.33%
Northeast	1.83%
Northwest	1.67%
Southeast	3.36%
Southwest	0.84%

The ILI activity levels are based on information reported by the Florida Sentinel Physician Influenza Network.

Influenza-like Illness Graphs By Region


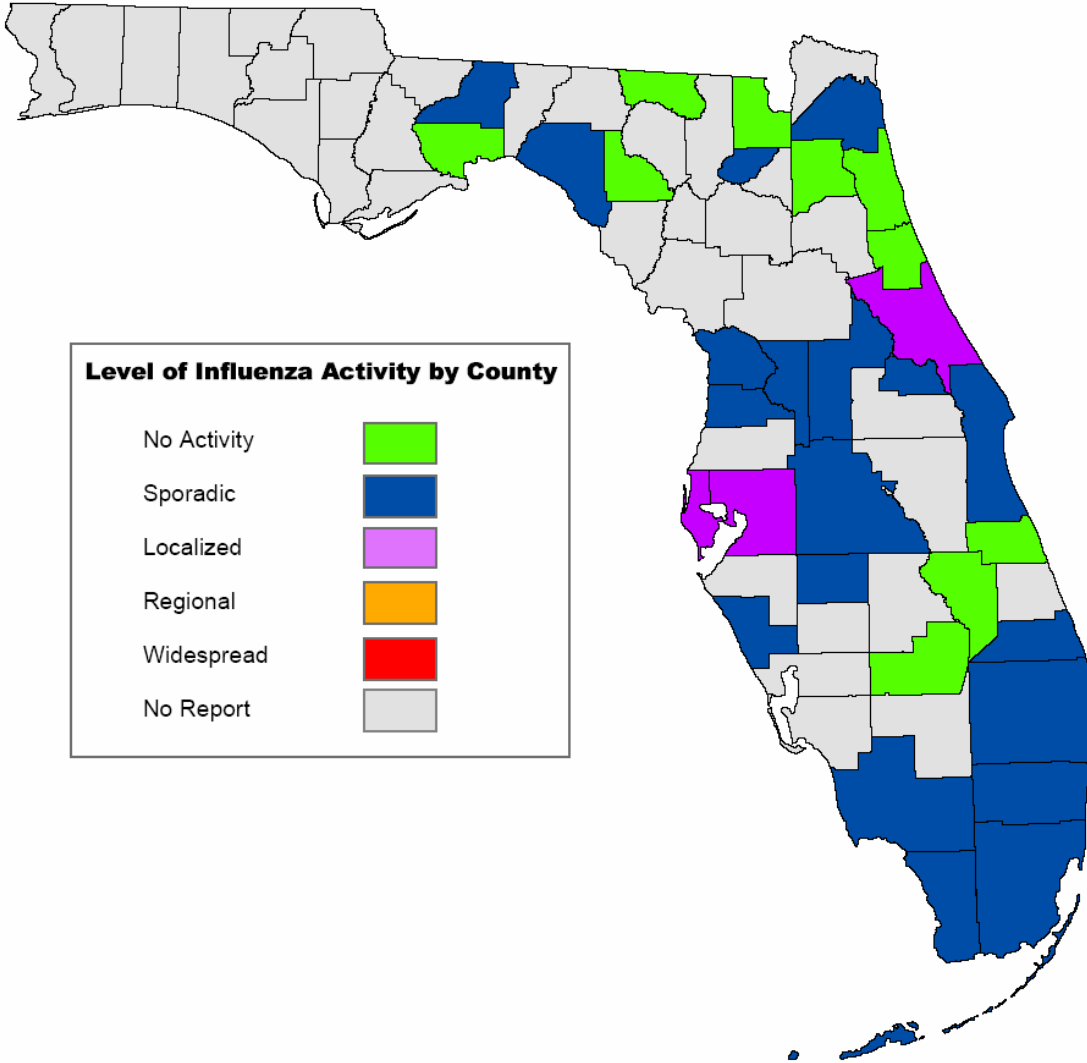
—▲▲▲▲▲▲▲▲ **Baseline:** A bar line that exceeds the baseline indicates moderate ILI activity

—▲▲▲▲▲▲▲▲ **Threshold:** A bar line that exceeds the threshold indicates high ILI activity



Weekly Influenza Activity

Week ending April 2, 2005 - Week 13



1:3707005



Florida Department of Health
Bureau of Epidemiology

Disclaimer:
This product is for reference purposes only and is not to be construed as a legal document. Any reliance on the information contained herein is at the user's own risk. The Florida Department of Health and its agents assume no responsibility for any use of the information contained herein or any loss resulting therefrom. Map printed April 22, 2005.

Influenza Surveillance – Definitions and Reminders

Influenza Surveillance Regions

Centraleast: Brevard, Indian River, Lake, Martin, Orange, Osceola, Seminole, St. Lucie and Volusia.

Centralwest: Citrus, Hardee, Hernando, Hillsborough, Manatee, Pasco, Pinellas, Polk and Sumter.

Northcentral: Columbia, Dixie, Franklin, Gadsden, Hamilton, Jefferson, Lafayette, Leon, Liberty, Madison, Suwannee, Taylor, and Wakulla.

Northeast: Alachua, Baker, Bradford, Clay, Duval, Flagler, Gilchrist, Levy, Marion, Nassau, Putnam, St. Johns and Union.

Northwest: Bay, Calhoun, Escambia, Gulf, Holmes, Jackson, Okaloosa, Santa Rosa, Walton and Washington.

Southeast: Broward, Miami-Dade, Monroe and Palm Beach.

Southwest: Charlotte, Collier, Desoto, Glade, Hendry, Highlands, Lee, Okeechobee and Sarasota.

Definitions of the influenza activity codes

No Activity: No laboratory-confirmed cases of influenza and no reported increase in the number of cases of ILI.

Sporadic: Small numbers of laboratory-confirmed influenza cases or a single influenza outbreak has been reported, but there is no increase in cases of ILI.

Local: Outbreaks of influenza or increases in ILI cases and recent laboratory-confirmed influenza in a single region of the state.

Regional: Outbreaks of influenza or increases in ILI cases and recent laboratory-confirmed influenza in at least two but less than half the regions of the state.

Widespread: Outbreaks of influenza or increases in ILI cases and recent laboratory-confirmed influenza in at least half the regions of the state.

Important Reminders

- * Influenza activity reporting by sentinel providers is voluntary.
- * The influenza surveillance data is used to answer the question of where, when, and what viruses are circulating. It can be used to determine if influenza activity is increasing or decreasing, but it cannot be used to ascertain how many people have become ill with influenza so far this season.
- * Reporting is incomplete for this week. Numbers may change dramatically as more reports are received.