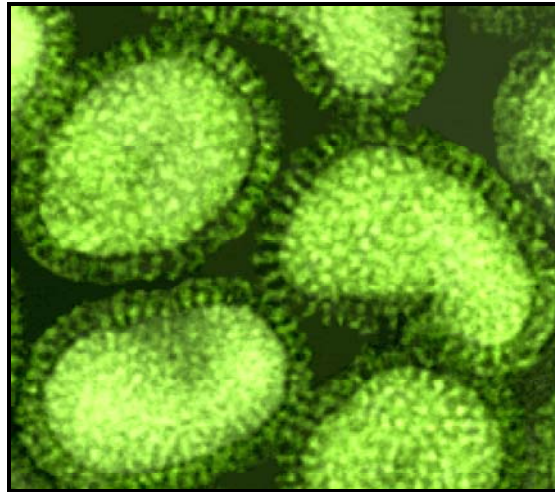


Florida Influenza Surveillance

*Week Ending February 5, 2005
(Week 5)*

Dawn Ginzl, MPH, Florida Epidemic Intelligence Service Fellow

Brittni Jones, Influenza Surveillance Coordinator



Summary

Influenza-like illness (ILI) activity increased in many regions of the state for the week ending February 5, 2005 (Week 5). One of the regions, Northcentral, had regional ILI activity levels above baseline and threshold levels. One County Health Department, Hardee, reported widespread ILI activity, seven County Health Departments reported localized ILI activity (Hillsborough, Leon, Palm Beach, Pinellas, Polk, Sarasota, and Volusia), while eleven County Health Departments (Brevard, Broward, Collier, Duval, Escambia, Hernando, Lake, Miami-Dade, Monroe, Nassau, Seminole) reported sporadic ILI activity during Week 5. Twenty-one counties reported no ILI activity and twenty-seven counties did not report an activity code.

Florida Influenza and Influenza-like Illness (ILI) Surveillance

Table 1 outlines the breakdown of specimen testing and weighted ILI activity by region. The overall weighted percent ILI activity for the state for the week ending February 5, 2005 was 2.37%, compared to the previous week's ILI activity of 2.31%. The Northcentral region reported the highest influenza activity (12.99%); however only sentinel physicians in Leon County reported for that region. The Southwest region reported the lowest influenza activity (1.18%). Only 47% of the sentinel physicians across the state reported at the time this report was written.

TABLE 1. INFLUENZA-LIKE ILLNESS REPORTING AND SPECIMEN TESTING SUMMARY BY REGION
Report Date: February 5, 2005

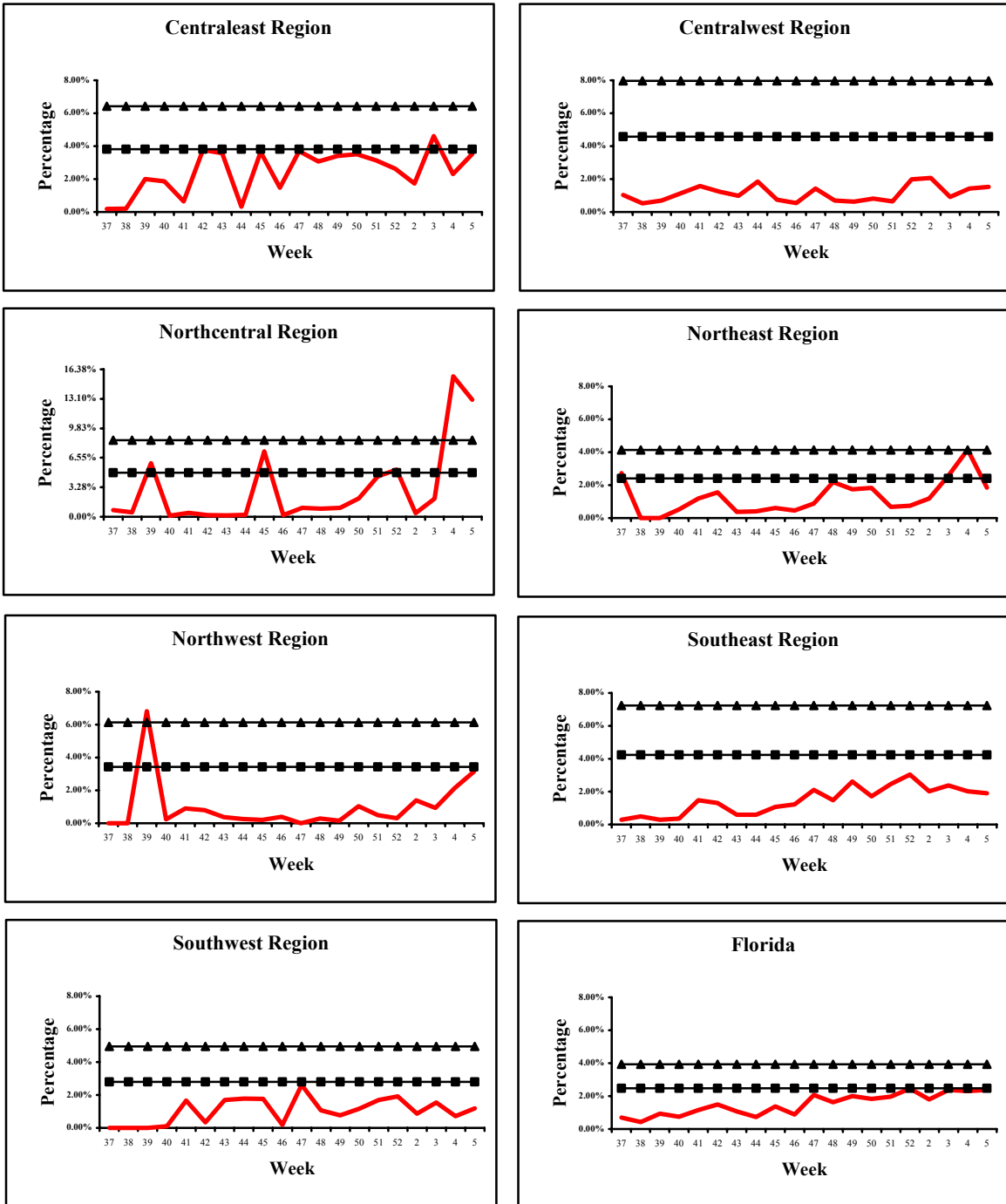
Region	Specimen Testing and Results for Week 5									Reported ILI* for Week 5: Week ending Feb. 5, 2005
	Total Specimens Tested	A H1N1	A H3N2	A Unk	B Hong Kong	B Shanghai	B Unk	Other Resp.	Percent Positive	
Centraleast	0	-	-	-	-	-	-	-	-	3.52%
Centralwest	5	-	-	1	-	-	-	-	20.00%	1.53%
Northcentral	0	-	-	-	-	-	-	-	-	12.99%
Northeast	11	-	9	-	1	-	-	-	90.91%	1.84%
Northwest	0	-	-	-	-	-	-	-	-	3.14%
Southeast	4	-	-	2	-	-	-	-	50.00%	1.90%
Southwest	2	-	-	1	-	-	-	-	50.00%	1.18%

Please note the change to the table above. We will now be reporting laboratory information for the report week only. During the Week 5, the Jacksonville Central and Tampa Branch

laboratories received 22 specimens for influenza testing. Of these specimens, fourteen tested positive (63.64%) for respiratory viruses: nine isolates were influenza A H3N2, four isolates were influenza A Unknown, and one isolate was influenza B Hong Kong. The lab portion of this report only includes labs that had reported results at the time of this report.

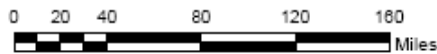
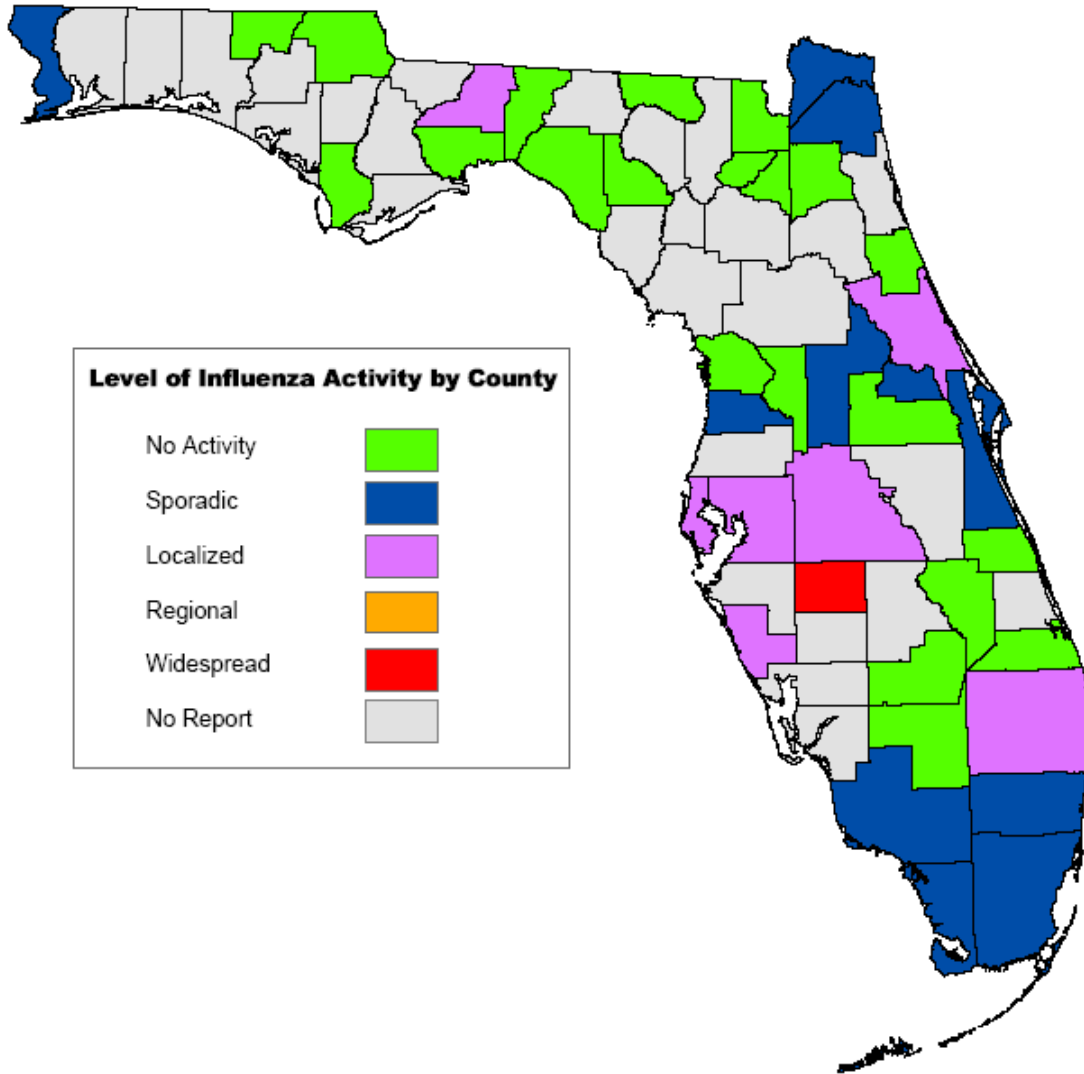
Influenza-like Illness Graphs By Region

- ■ ■ ■ ■ ■ ■ ■ ■ ■ **Baseline:** A bar line that exceeds the baseline indicates moderate ILI activity
- ▲ ▲ ▲ ▲ ▲ ▲ ▲ ▲ ▲ ▲ **Threshold:** A bar line that exceeds the threshold indicates high ILI activity



Weekly Influenza Activity

Week ending February 5, 2005 - Week 5



1:3781809



Florida Department of Health
Bureau of Epidemiology

Disclaimer:
This product is for reference purposes only and is not to be construed as a legal document. Any reliance on the information contained herein is at the user's own risk. The Florida Department of Health and its agents assume no responsibility for any use of the information contained herein or any loss resulting therefrom.
Map printed February 14, 2005.

Influenza Surveillance – Definitions and Reminders

Influenza Surveillance Regions

Centraleast: Brevard, Indian River, Lake, Martin, Orange, Osceola, Seminole, St. Lucie and Volusia.

Centralwest: Citrus, Hardee, Hernando, Hillsborough, Manatee, Pasco, Pinellas, Polk and Sumter.

Northcentral: Columbia, Dixie, Franklin, Gadsden, Hamilton, Jefferson, Lafayette, Leon, Liberty, Madison, Suwannee, Taylor, and Wakulla.

Northeast: Alachua, Baker, Bradford, Clay, Duval, Flagler, Gilchrist, Levy, Marion, Nassau, Putnam, St. Johns and Union.

Northwest: Bay, Calhoun, Escambia, Gulf, Holmes, Jackson, Okaloosa, Santa Rosa, Walton and Washington.

Southeast: Broward, Miami-Dade, Monroe and Palm Beach.

Southwest: Charlotte, Collier, Desoto, Glade, Hendry, Highlands, Lee, Okeechobee and Sarasota.

Definitions of the influenza activity codes

No Activity: No laboratory-confirmed cases of influenza and no reported increase in the number of cases of ILI.

Sporadic: Small numbers of laboratory-confirmed influenza cases or a single influenza outbreak has been reported, but there is no increase in cases of ILI.

Local: Outbreaks of influenza or increases in ILI cases and recent laboratory-confirmed influenza in a single region of the state.

Regional: Outbreaks of influenza or increases in ILI cases and recent laboratory-confirmed influenza in at least two but less than half the regions of the state.

Widespread: Outbreaks of influenza or increases in ILI cases and recent laboratory-confirmed influenza in at least half the regions of the state.

Important Reminders

- * Influenza activity reporting by sentinel providers is voluntary.
- * The influenza surveillance data is used to answer the question of where, when, and what viruses are circulating. It can be used to determine if influenza activity is increasing or decreasing, but it cannot be used to ascertain how many people have become ill with influenza so far this season.
- * Reporting is incomplete for this week. Numbers may change as more reports are received.