

Summary

Week 6: February 3-10, 2018

Respiratory syncytial virus (RSV) activity:

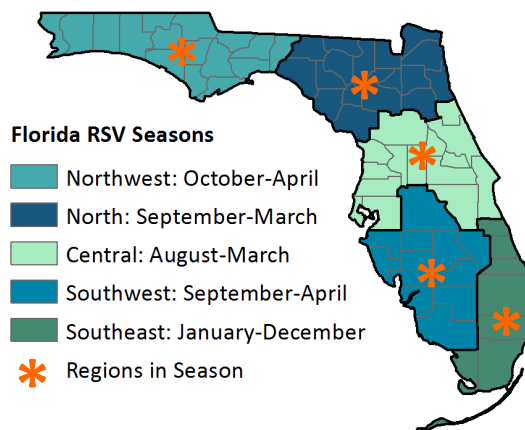
- In week 6, the percent of children <5 years old diagnosed with RSV at EDs and UCCs decreased and was within levels observed in previous seasons at this time. It is unclear how the influenza season is impacting RSV activity.
- All regions are currently in RSV season.
- No RSV-associated pediatric deaths were identified in week 6. One RSV-associated pediatric death has been identified so far this season. Premature infants and children <2 years with underlying medical conditions are at higher risk for severe complications from RSV infection. Prophylaxis is available for children who qualify. For more information, contact your physician.
- To learn more about RSV in Florida, please visit: www.floridahealth.gov/rsv.

RSV seasonality:

- RSV activity in Florida typically peaks in November through January, though activity can vary dramatically by region. According to CDC, the start of RSV season is marked by the first two consecutive weeks during which the average percentage of specimens testing positive for RSV is $\geq 10\%$.
- Florida has established regular RSV seasons based on these thresholds.
- Florida's RSV season is longer than the rest of the nation and has distinct regional seasonality. For more information on RSV seasonality in Florida, see the American Academy of Pediatrics' (AAP) 2015 Red Book.

Map 5

Florida Respiratory Syncytial Virus (RSV) Regional Season Breakdown



RSV surveillance goals:

- A statewide RSV surveillance system was implemented in Florida to support clinical decision-making for prophylaxis of premature infants. The determination of unique seasonal and geographic trends of RSV activity has important implications for prescribing patterns for initiating prophylaxis to children at high risk for RSV infection. The AAP currently recommends that preapproval for prophylactic treatment be made based on state surveillance data.
- See the back page of this report for more information on RSV surveillance systems used in Florida: page 20 ►

ED and UCC Visits for RSV by Children <5 Years Old

ED = emergency department, UCC = urgent care center, RSV = respiratory syncytial virus

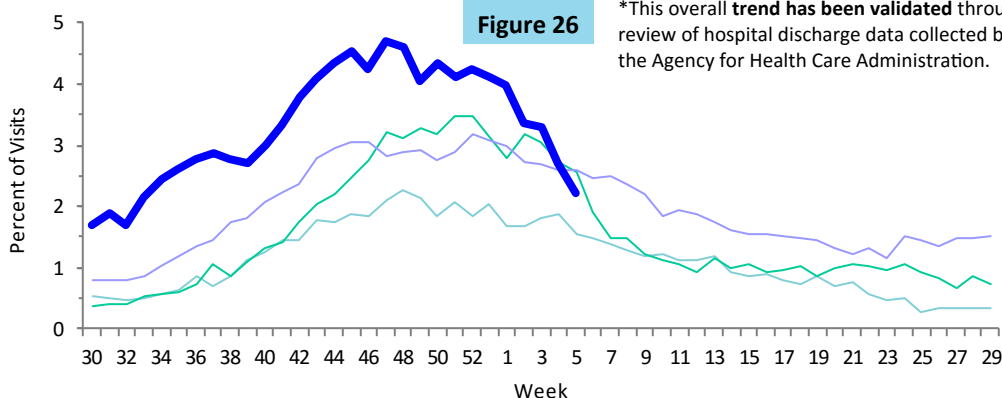


Figure 26

*This overall trend has been validated through review of hospital discharge data collected by the Agency for Health Care Administration.

Figure 26 shows the percent of visits to EDs and UCCs with discharge diagnoses that include RSV or RSV-associated illness, as reported by participating ESSSENCE-FL facilities (n=309), week 30, 2014 to week 6, 2018.

In week 6, the percent of children presenting to participating EDs and UCCs for care with RSV decreased and has returned to levels observed in previous seasons at this time.

Legend for Figure 26:
 2017-18 (dark blue line)
 2016-17 (purple line)
 2015-16 (green line)
 2014-15 (light blue line)

Laboratory RSV Surveillance

RSV = respiratory syncytial virus

Figure 27 shows the percent of specimens testing positive for RSV, as reported by hospital laboratories (n=8), week 30, 2014 to week 6, 2018.

In week 6, the percent of specimens RSV positive increased slightly and was similar to levels observed in previous seasons at this time.

Legend for Figure 27:
 2017-18 (dark blue line)
 2016-17 (purple line)
 2015-16 (green line)
 2014-15 (light blue line)

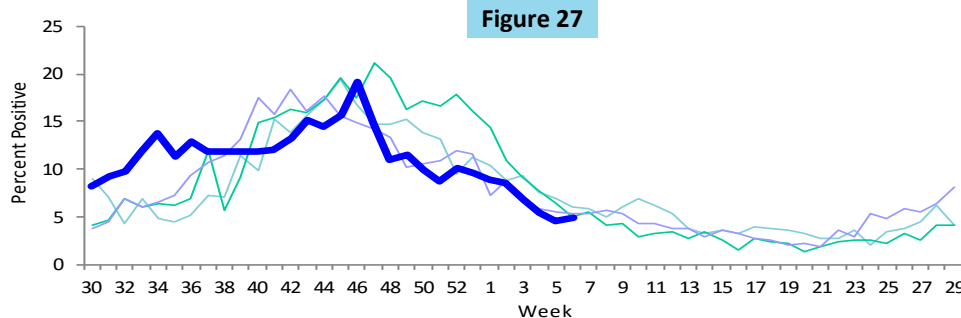


Figure 27