

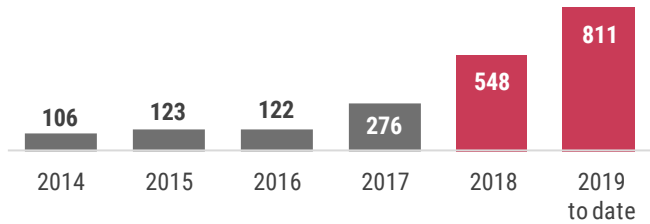
Hepatitis A Surveillance

January 1, 2018–April 13, 2019

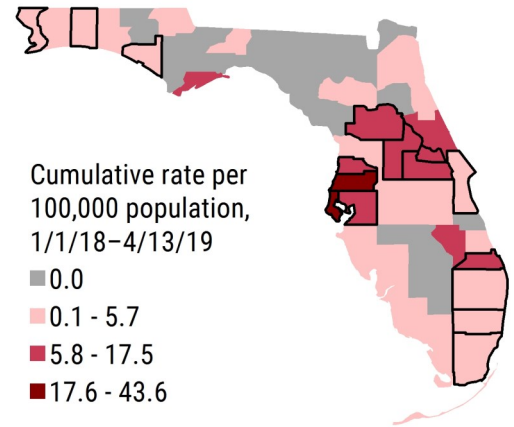


From January 1, 2018 through April 13, 2019, **1,359 hepatitis A cases** were reported. ▼

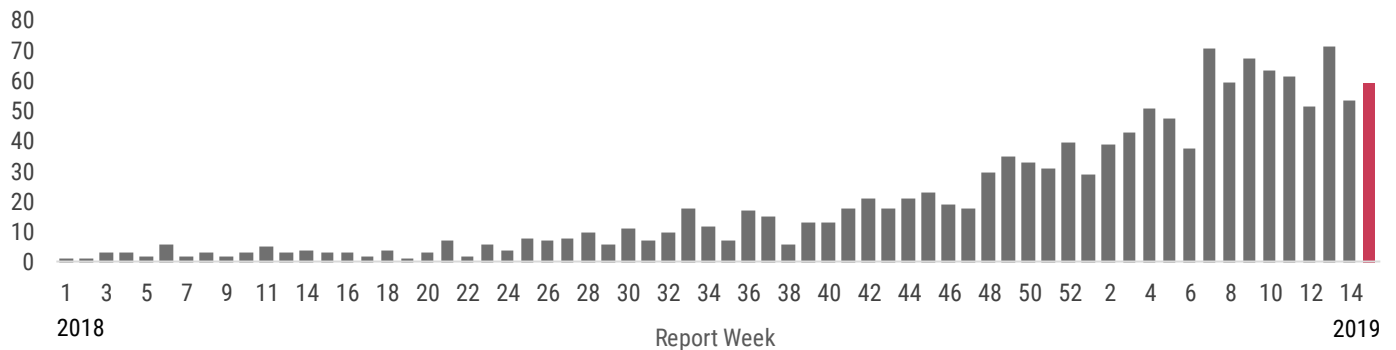
The number of reported hepatitis A cases more than doubled from 2016 to 2017 and nearly doubled again in 2018 after remaining relatively stable in previous years. Case counts in 2019 have already surpassed those in 2018.



Counties that reported a hepatitis A case in week 15 (4/7/19–4/13/19) are **outlined in black**. Since January 1, 2018, 97% of cases have likely been acquired locally in Florida. ▼



There were **60 hepatitis A cases** reported in week 15 (4/7/19–4/13/19). Weekly case counts have steadily increased overall since week 1, 2018. ▼



The Florida Department of Health is actively working to vaccinate those most at risk for hepatitis A infection. In recent months, **the number of first doses of hepatitis A vaccine administered by both private providers and county health departments to adults age 18 years and older, as recorded in Florida SHOTS**, remained well above the previous 5-year average. In week 15 (4/7/19–4/13/19), 5,945 doses were administered. **Vaccination is the best way to prevent hepatitis A infection.** ▼

