




Hepatitis A Surveillance


August 2020

2018-To-Date Key Points

 4,715 cases

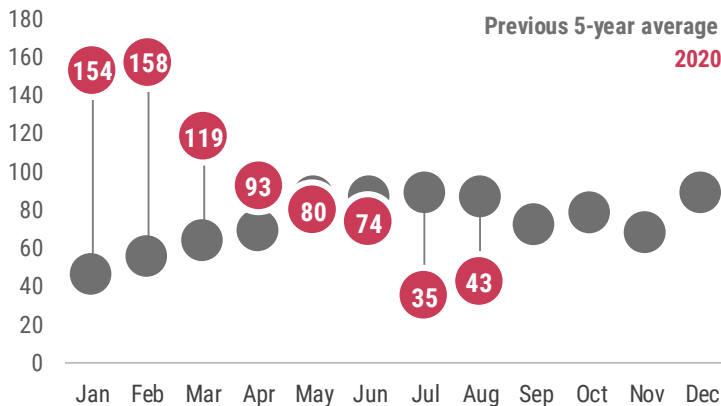
 23% cases linked to other cases

 30–39 years old had the highest incidence

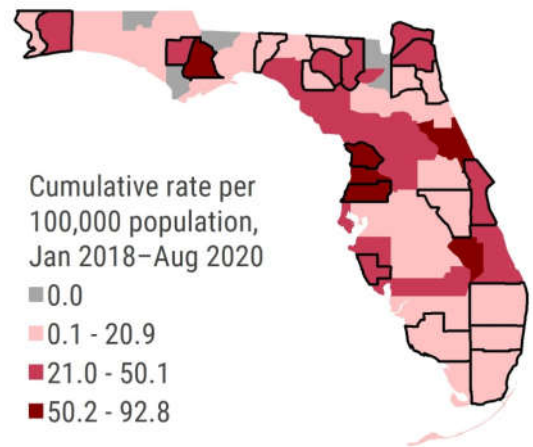
 24% co-infected with hepatitis B or C



The number of reported hepatitis A cases in August increased from the previous month and was below the previous 5-year-average. From February to July 2020, the number of cases reported in each month decreased. ▼

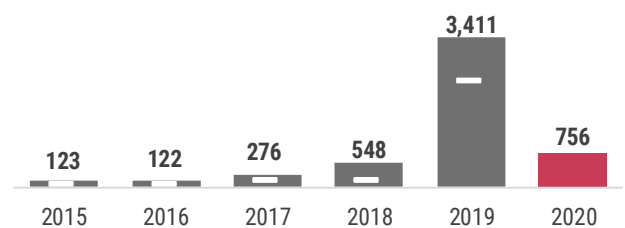


The 43 hepatitis A cases in August were reported in the **22 counties outlined in black**. The central Florida region had the highest hepatitis A activity levels. Since January 1, 2018, 98% of cases have likely been acquired locally in Florida. ▼



From January 1, 2020 through August 31, 2020, **756 hepatitis A cases** were reported. ►

The number of reported hepatitis A cases dramatically increased since January 2018, after remaining relatively stable in previous years. So far in 2020, case counts were higher than those seen during previous years at this time, except for 2019, as indicated by the white bars in the graph.



93%
never vaccinated

The best way to prevent hepatitis A infection is through vaccination. Since January 1, 2018, 93% of people with hepatitis A had never received a documented dose of hepatitis A vaccine. In August 2020, 95% of infected people had not received the vaccine. Since 2006, hepatitis A vaccine has been recommended for all children at age 1 year. Hepatitis A vaccine is also recommended for certain high-risk groups of adults including injection and non-injection drug use, persons experiencing homelessness, and men who have sex with men. To learn more about the hepatitis A vaccine, talk to your doctor or visit: www.CDC.gov/Vaccines/HCP/VIS/VIS-Statements/Hep-A.html.

The COVID-19 pandemic is affecting health care seeking behavior, which may be impacting the diagnosis and reporting of hepatitis A cases that are shown in this report. For more information on the COVID-19 pandemic in Florida, please visit FloridaHealthCOVID-19.gov.



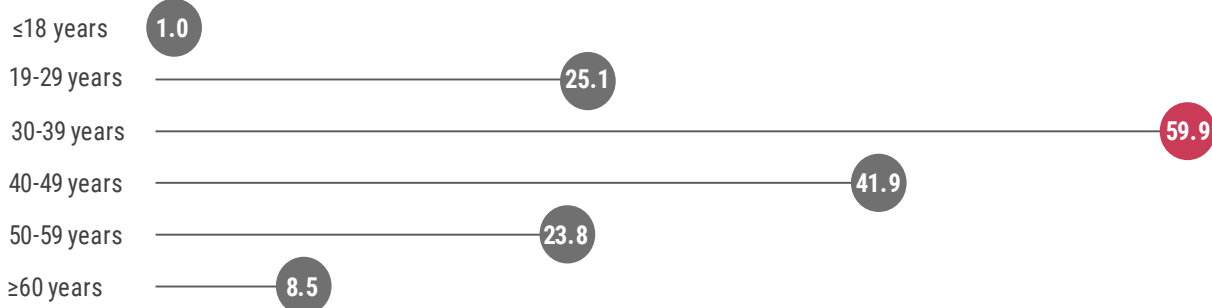


From January 2018 to August 2020, **1,099 (23%)** of **4,715 total cases** of hepatitis A were **epidemiologically (epi) linked to other cases**. In August 2020, there was one epi linked case and it was a household contact.

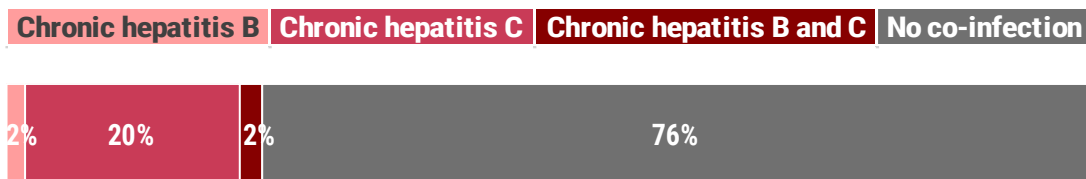
Epi linked cases | **Total cases**



Since January 1, 2018, the incidence rate was highest among **adults aged 30–39 years old at 59.9 cases per 100,000 population**. In August 2020, the incidence rate was highest among adults aged 30–39 years old at 0.6 cases per 100,000 population. Since January 1, 2018, cases were reported primarily among **men (64%)** and persons who identify as **non-Hispanic white (93%)**.



Since January 1, 2018, **84 (2%) cases were co-infected with chronic hepatitis B**, **929 (20%) cases were co-infected with chronic hepatitis C**, and **97 (2%) cases were co-infected with both chronic hepatitis B and C**. In August 2020, 7 (16%) cases were co-infected with chronic hepatitis B or C. Co-infection with more than 1 type of viral hepatitis can lead to more severe liver disease and increase the risk of developing liver cancer.



National activity

Hepatitis A rates have decreased by more than 95% since the first vaccine became available in 1995. However, since May of 2017, the Centers for Disease Control and Prevention has been monitoring outbreaks in 33 states among persons who use drugs and persons who are experiencing homelessness. More information about these outbreaks can be found here: www.cdc.gov/hepatitis/outbreaks/2017April-HepatitisA.htm

Hepatitis A surveillance goals

- Identify and control outbreaks and monitor trends
- Identify and mitigate common sources
- Monitor effectiveness of immunization programs and vaccines

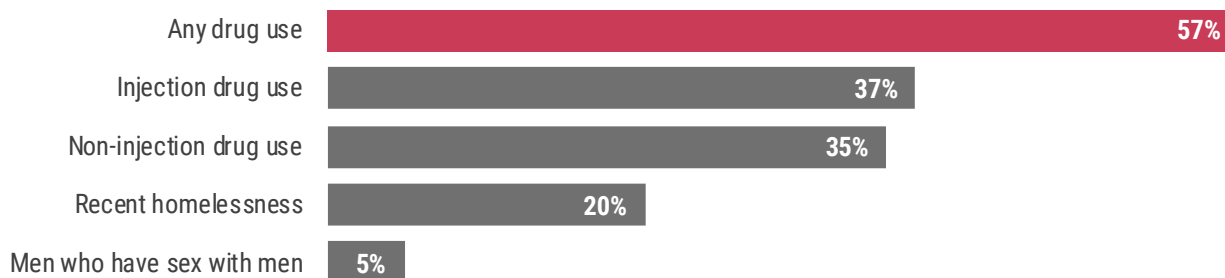
To learn more about hepatitis A, please visit FloridaHealth.gov/HepA. For more information on the data sources used in Florida for hepatitis A surveillance, see the last page of this report.

Statewide Response to the Increase in Hepatitis A Cases

Several Florida counties have experienced ongoing local transmission of hepatitis A since 2017. Since January 1, 2018, 98% of Florida’s cases (n=4,592) have likely been acquired in Florida. Cases likely acquired in Florida share several common risk factors including drug use (both injection or non-injection drugs), identifying as men who have sex with men, or recently experiencing homelessness. **Individuals with any of these risk factors should receive the hepatitis A vaccine, and health care providers are encouraged to actively offer the hepatitis A vaccine to individuals at risk. Vaccination is the best way to prevent hepatitis A infection.**

For additional information, please see the declaration of public health emergency issued by the State Surgeon General in August 2019, available at: FloridaHealth.gov/_documents/newsroom/press-releases/2019/08/phe-hav-filed-08-01-2019.pdf.

Over half (63%) of the 4,592 cases likely acquired in Florida since January 1, 2018 reported at least one of the risk factors below, while 37% reported no or unknown risk factors. The most commonly identified risk factor was **drug use**, reported by 2,630 (57%) cases. Non-injection (35%) and injection (37%) were both common forms of drug use. Recent homelessness, reported by 20% of cases, was also a risk factor.



Hepatitis A infections can be severe, leading to inpatient hospitalization and sometimes death. Since January 1, 2018, 3,221 (70%) cases likely acquired in Florida have been hospitalized because of their hepatitis A infection, and there were 70 hepatitis A associated deaths identified.

70% hospitalized
70 deaths

The Florida Department of Health is actively working to vaccinate those most at risk for hepatitis A infection. In recent months, **the number of first doses of hepatitis A vaccine administered by both private providers and county health departments to adults age 18 years and older, as recorded in Florida SHOTS**, increased slightly and was below the **previous 5-year-average** in August 2020. This may be due to changes in vaccine administration during the COVID-19 pandemic. In August 2020, a total of 3,747 first doses were administered. **Vaccination is the best way to prevent hepatitis A infection.**

