



Community Health Improvement Plan Annual Report, 2018

*Florida Department of Health
in Broward County*

February, 2018

Table of Contents

Introduction	3
Overview of the Community Health Improvement Plan (CHIP)	3
Methodology	3
Issue Synthesis and Prioritization	4
Figure 1: Issue Prioritization	6
Summary of CHIP Annual Meeting	7
Strategic Issue Area #1: Health Care Access	8
Strategic Issue Area #2: Healthy Life Expectancy	10
Strategic Issue Area #3: Improve Maternal, Infant and Child Health	13
Strategic Issue Area #4: Enhance Preventive Care Activities	18
Revisions	20
Accomplishments	21
Conclusion	22
Appendices	23
Appendix 1: Annual CHIP Review Community Meeting Agenda	23
Appendix 2: Annual CHIP Review Community Meeting Minutes	23
Appendix 3: Annual CHIP Review Community Meeting sign in Sheet	23
Appendix 4: Comprehensive List of Community Partners	23

Introduction

This is the annual review report for the 2016 – 2018 Broward County Community Health Improvement Plan. The activities and collaborative efforts of the Florida Department of Health in Broward County and community partners will be reflected within the report. This document will serve as a progress review of the strategies that were developed and the activities that have been implemented. While the CHIP is a community driven and collectively owned health improvement plan, the Florida Department of Health in Broward County is charged with providing administrative support, tracking and collecting data, and preparing the annual review report.

Overview of the Community Health Improvement Plan (CHIP)

The Mission of the Florida Department of Health in Broward County (DOH-Broward) is “to protect, promote and improve the health of all people in Florida through integrated state, county and community efforts”. In accordance with this mission, DOH-Broward engaged the Broward County community in the Mobilizing for Action through Planning and Partnerships (MAPP) process in 2012 and in 2016. MAPP is a strategic approach to community health improvement and assists communities to improve health and quality of life through community-wide strategic planning. MAPP includes four separate assessments: Community Health Status, Community Themes and Strengths, Local Public Health System, and the Forces of Change.

Broward County has a long history of collaboratively planning across multiple state, county, and local entities from the public and private sectors to ensure the highest quality of care that also reduce redundancies and duplication within the system of care. DOH-Broward utilized this existing community-based planning structure to assist in the development of the Community Health Assessment.

Methodology

The Local Public Health System Assessment (LPHSA) was conducted in the spring of 2016 using The National Public Health Performance Standards Program (NPHPSP). These assessments are intended to help users answer questions such as “What are the activities and capacities of our public health system?” and “How well are we providing the Essential Public Health Services in our jurisdiction?” The dialogue that occurs while answering these questions may help identify strengths and opportunities for improvement. Forty-eight organizations completed the online performance rating survey. The Healthcare Access Committee members completed the priority rating questionnaire and Florida Department of Health leadership completed the agency contribution section. The three components were compiled to develop the 10 Essential Public Health Services summary. The summary includes an average overall score of 69.9, with Evaluate Services scoring 86.7 and Link to Health Services 81.3. Areas

scoring the lowest average scores included Research/Innovation (50.0), Diagnose and Investigate (63.2) and Enforce Laws (63.8).

The Forces of Change Assessment consisted of five community focus groups, three provider focus groups and fifteen key informant interviews. Major findings were grouped into five priority areas: Preventive Care/Chronic Conditions and Management, Community Health Education and Diversity, Maternal Child Health/Prenatal Care, Access to Care and Quality of Care.

The Community Themes and Strengths Assessment utilized the 2015 Community Health Needs Assessment developed by Professional Research Consultants, Inc. The Community Health Needs Assessment is a continuation of nine similar studies conducted since 1994 and is a systematic, data driven approach to determining the health status, behaviors and needs of residents in Broward County, Florida. The Assessment serves as a tool toward reaching three basic goals: to improve resident's health status, increase their life span, and elevate their overall quality of life; to reduce health disparities; and, to increase access to preventive services. A random sample of 412 Broward County residents participated in the 2015 assessment of quality of life including a health assessment.

The Community Health Status Assessment was prepared in late 2015 and early 2016. The assessment presented data on Population and Socio-Economic Characteristics, Quality of Life, Health Care Resources, Health Status, Risk Youth Behavior Survey findings, Death Indicators, Communicable Diseases, Maternal and Child Health, Vaccine-Preventable Disease and Environmental Health.

Issue Synthesis and Prioritization

An analysis of the four MAPP assessments identified ten health related challenges in Broward County that were identified in two or more of the four assessments and were validated in the Community Health Status Assessment. The challenges were then categorized into four broad categories each containing the ten identified health challenges.

The Community Health Assessment provided a peer comparison group selected based on the closeness of the match between select counties and socio-demographic indicators for Broward County. Broward County's peer group is composed of the following Florida counties: Hillsborough, Miami-Dade, Orange and Palm Beach. Data for each of the nine identified health challenges were then compared to the peer group average and the state average value. In addition, the Healthy People 2020 goal and indicator were included for each identified challenge. Healthy People 2020 tracks approximately 1,200 objectives organized into [42 topic areas](#), each of which represents an important public health subject area.

The Health Care Access Committee was established as a committee of the Coordinating Council of Broward. The purpose of the committee is to improve access to health care for the residents of Broward County, through the establishment of outcomes

and indicators, which have been and will continue to be implemented and measured throughout the next several years (www.brhpc.org/benchmarks). The members of the committee represent various facilities, agencies and/or departments within the county. This past year the committee has updated both the Broward Benchmarks and the Health section of the Children's Strategic Plan. The committee continues to set goals for Broward County in many areas of health including but not limited to maternal and child health, mental health, health care access, primary care and dental care. The committee also spent time looking at enrollment in Medicaid and other programs to assure Broward County is working to enroll all those eligible.

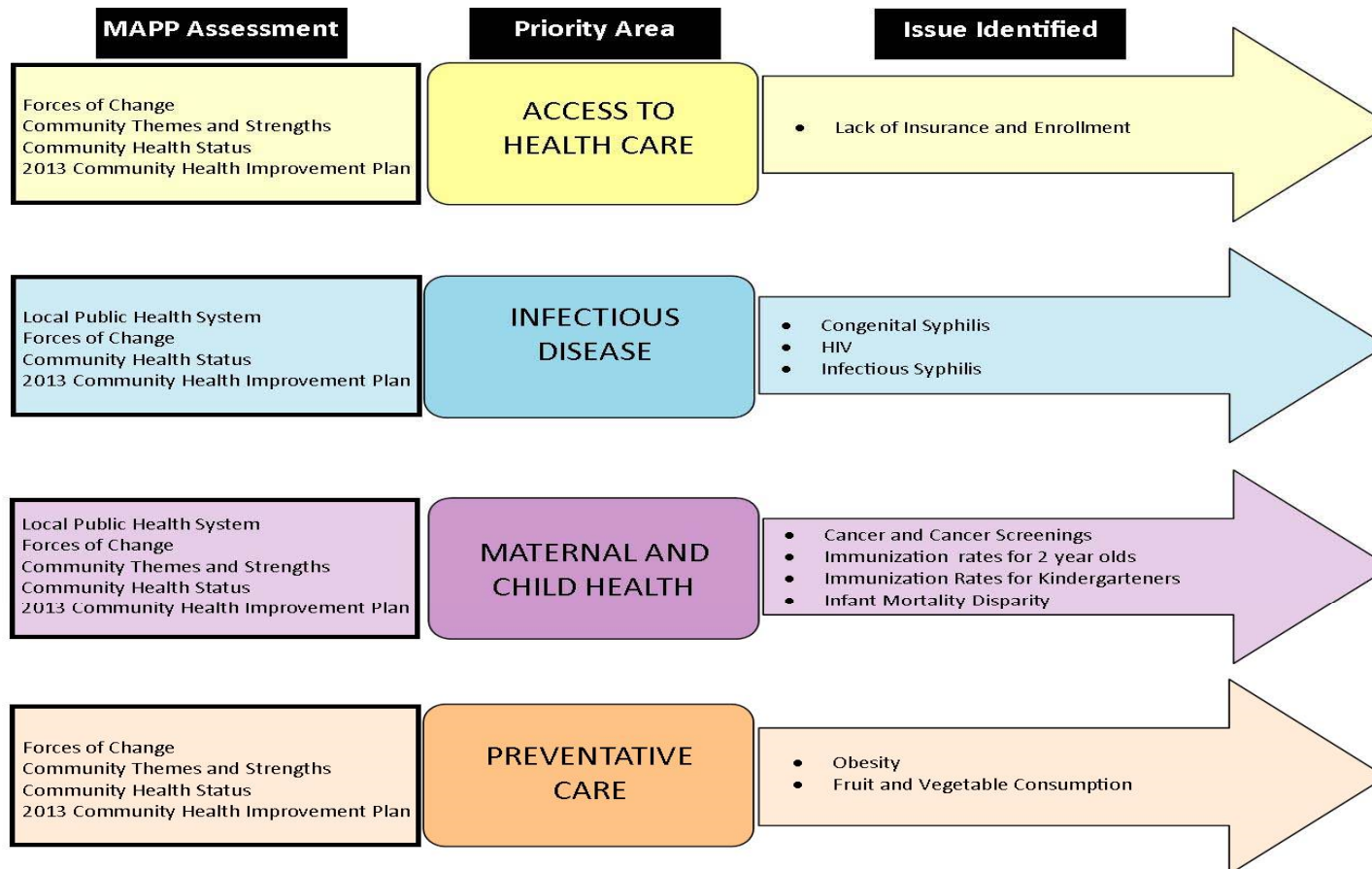
The Health Care Access Committee meets monthly and agreed to provide input and oversight to the Community Health Assessment and Community Health Improvement Plans in 2013.

The Health Care Access Committee reviewed and approved the Community Health Assessment at its August 22, 2016 meeting. The Community Health Assessment was made available for public review and comment on the DOH-Broward website. Once the comment period closed, subject matter experts were convened to develop the Community Health Improvement Plan strategies, target dates and responsible parties for each priority area.

The Health Care Access Committee reviewed and approved the Community Health Improvement Plan at its September 26, 2016 meeting and will provide oversight for its implementation. The Community Health Improvement Plan was made available for public review and comment on the DOH-Broward website.

In the fall of 2017, the Health Care Access committee agreed to update the 2016 Community Health Improvement Plan to move from a fiscal year (July 1 – June 30) to calendar year and to update the implementation plan to include more clearly defined targets and activities.

Figure 1: Issue Prioritization



The following goals and strategies were established for each of the identified priority areas identified in the issue prioritization process:

Strategic Issue Area: Health Care Access

Goal: Increase Access to health care

Strategy: Promote the Florida Kid Care Program

Strategic Issue Area: Healthy Life Expectancy

Goal: Reduce the Incidence of Communicable and Infectious Diseases

Strategy: Decrease the incidence of STIs including HIV and eliminate Perinatal Transmission

Strategic Issue Area: Improve Maternal, Infant and Child Health

Goal: Improve Maternal, Infant and Child Health

Strategy: Promote maternal, infant and child health

Strategic Issue Area: Enhance Preventive Care Activities

Goal: Increase the Healthy Weight of Adults and Children

Strategy: Implement the Florida Healthiest Weight Workplan for Broward County

Summary of CHIP Annual Meeting

In the fall of 2017, the Health Care Access committee agreed to update the 2016 Community Health Improvement Plan to move from a fiscal year (July 1 – June 30) to calendar year and to update the implementation plan to include more clearly defined targets and activities. Since that detailed review and update took place in early 2018, the Health Care Access Committee agreed that the Community Health Improvement Plan (CHIP) priority areas and objectives did not need to be changed.

Strategic Issue Area #1: Health Care Access

Access to health care is being defined in the CHIP as increasing the number percentage of children aged 0-18 with health insurance to 95% by December, 2020.

Goal: Increase access to health care


Strategy: Promote the Florida Kidcare Program

Accomplishments completed from January 1 – December 31, 2018 include: 1,059 applications submitted to Healthy Kids Corporation for processing. Forty-five (45) educational sessions were conducted. KidCare materials were available for distribution to 36,502 families through direct contact at events. KidCare marketing material was distributed to 324 child service agencies including daycare centers. Ten (10) Advisory Council meetings were held this year. KidCare representatives attended 104 events this year. KidCare staff packaged and distributed 275,340 informational palm cards to 330 Public schools, charter schools.

Key Partners: 211 Broward, Amerigroup, Atlantic Technical School, Barry University, Bethel Evangelical Baptist Church, BJ's Wholesale Club, Broward College, Broward County Charter Schools, Broward County Libraries, Broward County Schools Tween SNAC Program, Broward County Schools, Broward Health, Broward Healthy Start Coalition, Broward Regional Health Planning Council navigator program, Career Source Broward, Charter Schools of Excellence, Children Services Council, Children's Diagnostic and Treatment Centers, City of Carver Ranches, City of Coconut Creek, City of North Lauderdale, City of Pompano Beach, City of Sunrise Police Department, City of Tamarac, Colgate, Colgate Dental Van, Coral Creek Community Church, Crocket Foundation, DaVita Labs, Department of Children and Families, Department of Juvenile Justice, Dillard High School, DOH/WIC Program, Doha/School Health, Early Learning Center, Early Learning Coalition, Early Learning of Sunrise, Early Steps Program, ESOL Parent Leadership Council, Feeding

South Florida, Florida Consortium of Public Schools, Florida Department of Health in Broward County, Griffin Elementary School, H.E.A.R.T Program, Hallandale High School, Head Start Program, Healthy Kids Corporation, Healthy Start, Henderson Mental Health, Hilton Hotels, Holy Cross, Hope Outreach, Jack & Jill Children's Center, Joe DiMaggio Special Needs programs, Kids of Love, K-Mart, LA Lee YMCA, Latino Community Health, Lauderdale Lakes Middle School, Lauderdale Mall, Legal Shield, Love Our Kids Foundation, Memorial Healthcare System, Millennium 6-12 Collegiate Academy, Millennium Academy, Nan Knox Boys and Girls Club, New Beginning City College, New Life Fellowship, Nova Southeastern University, Safeway stores, SDA Church, Sears, SKN, Sunshine Health Plan, Sunshine Health, TOPA Program, Town of Pembroke Pines, Urban League of Broward County, Walmart, WellCare.

Why is this important to our community? Access to health care may be limited by poverty, poor health literacy and lack of health insurance. Broward Health, Memorial Healthcare System and the Broward Community and Family Health Centers (federally qualified health centers) are currently the largest primary health care providers in the county. There is sometimes a detachment between the major health partners and the most vulnerable communities. There is an increased need to simplify the navigational system of obtaining healthcare and provide linkages to services. Public health efforts to develop culturally competent and age appropriate materials for the minority, disabled and elder community is needed to increase health literacy and promote access to care. Barriers to accessing health services affect the health status of our residents.

Objective	Indicator	Current Level	Target	Status	Explanation of Status
Objective 1.1: Increase the percentage of children ages 0-18 years with health insurance to 95% by December 2020	Percent of children age 0-18 with Health Insurance (CHARTS)	90.7% (2017)	93.3% (2018)		2018 percentage is not yet available. The target for 2018 is 93.3.

Strategic Issue Area #2: Healthy Life Expectancy


Reporting of communicable and sexually transmitted diseases (STDs) is important in the planning and evaluation of disease prevention and control programs, in the assurance of appropriate medical therapy, and in the detection of common-source outbreaks.

Goal: Reduce the Incidence of Communicable and Infectious Diseases

Strategy: Decrease the Incidence of STIs Including HIV and eliminate Perinatal Transmission

From May 1, 2018 to December 31, 2018, 1,667 clients have been referred to the Test and Treat program; and of the those referred, 1466 have been enrolled. Of the those enrolled, 635 (43%) are newly diagnosed HIV-positive individuals and 831 (57%) are previous diagnosed HIV-positive individuals. Of those enrolled, 1466 are on ART medication. Of the 1,667 referred, 37 refused the Test and Treat Program, 132 were ineligible (Jail:12, Out of Jurisdiction:92, Negative confirmatory after a positive rapid:16, Deceased:12). Public health detailing field activities to enhance provider knowledge on PrEP, Routine Testing, and Test/Treat were conducted with 197 physicians that were visited and participated in an educational FAQ session from June 1, 2018 – December 31, 2018. Twenty-Six Get PrEP Broward presentations have been delivered in the community. PrEP/nPEP enrollment as of June 1, 2018 to December 31, 2018: 1,171. Thirty-four Broward County HIV Prevention Planning meetings have been held. The Business Responds to AIDS (BRTA) program continue to maintain relationships with businesses in Broward County through education and dissemination of educational materials and condom, 408 BRTA sites were visited. DOH participated in 31 community events from June 1, 2018 to December 31, 2018. Through outreach efforts 158 observational surveillance activities were conducted.


Key Partners: Ryan White Part A Grantee Office, Test and Treat Champions: Ryan White Part A Providers, Test and Treat Contacts: Registered Counseling and Testing Sites, CBO's, Healthcare Providers, Business Response To AIDS (BRTA) businesses.

Why is this important to our community? Reporting of communicable and sexually transmitted diseases (STDs) is important in the planning and evaluation of disease prevention and control programs, in the assurance of appropriate medical therapy, and in the detection of common-source outbreaks. Broward County consistently ranks in the top 2-3 for newly diagnosed HIV cases in the entire United States. The rates of STDs have increased since 2001 in both Broward County and the State. Broward County's infectious syphilis and congenital syphilis rates are amongst the highest in the State.					
Objective	Indicator	Current Level	Target	Status	Explanation of Status
Objective 2.1: Decrease the rate of new HIV infection to 26.32 per 100,000 population by December 2020.	The rate of new HIV infection per 100,000 population	37.9 (2017)	30.66 (2018)		2016 rate of new HIV infections per 100,000 was 41.5. 2017 has decreased to 37.9. The 2018 target is 30.66.

Strategy: Eliminate Congenital Syphilis

During the calendar year January 1, 2018 – December 31, 2018, 17 grand rounds were completed, OB/GYN offices were visited 339 times and distributed 124 Toolkits. Twelve monthly Perinatal HIV Providers Network meetings were conducted, a quarterly presentation was made at Keiser University, and presented at 3 Baby Showers. A symposium was held June 1st at DOH with 96 attendees. Case managed 93 women, provided updated protocols to the 8 laboring hospitals, and managed 91 deliveries.


Key Partners: Healthy Start Coalition, 211, Broward Health Systems, Memorial Health Systems, Healthy Mothers, Healthy Babies, Urban League, Children's Diagnostic & Treatment Center, Premier OB/GYN, CAN Community Health Care, Broward Addiction Recovery Center, OB/GYN's

Objective	Indicator	Current Level	Target	Status	Explanation of Status
Objective 2.2: Eliminate Congenital Syphilis	# of cases of congenital syphilis	4 (2018)	0		There were 11 cases of congenital syphilis in 2017 and 4 in 2018.

Strategy: Decrease the Rate of Early Syphilis

There was an average of 9,000 visits to the clinic each quarter in 2018.

Key Partners: CBOS and AIDS Healthcare Foundation

Objective	Indicator	Current Level	Target	Status	Explanation of Status
Objective 2.3: Decrease the rate of early syphilis per 100,000 population by 2020	Rate of early syphilis per 100,000 population	43.6 (2017)	34.36 (2018)		Rate was 38.72 in 2016. Rate increased to 43.6 in 2017. The 2018 target is 34.36.

Strategic Issue Area #3: Improve Maternal, Infant and Child Health



This strategic issue area identifies strategies designed to increase improve maternal, infant and child health in Broward County. The objectives and activities include increasing the percent of 2-year-olds and kindergarten children fully immunized to 95% by December 2020, increasing the proportion of women who receive Cervical Cancer Screenings by 10% and reducing the black infant mortality rate by 1%.

Goal: Improve Maternal, Infant and Child Health

Strategy: Promote maternal, infant and child health


Increase the percent of 2-year-olds fully immunized - Accomplishments for the January 1, 2018 – December 31, 2018 period include distribution of Shots By 2 Palm cards, flyers, post cards (vaccine reminders) and consent forms. Twenty-one (21) Shots By 2 trainings were provided to community providers that serve infants and 12 Shots By 2 in-services were conducted. Two medical assistant training opportunities were provided. Maintained the participation of eight labor and delivery hospitals in enrolling newborns in Shots-By-Two program. The Shots By 2 program was offered to families with children under the age of 2 for 2.5 weeks at the Annual Back-to-School Immunization Point of Dispensing.

Key Partners: 8 delivery hospitals, The Mahogany Program, Early Learning Coalition, Healthy Mothers/Healthy Babies, Immunization Action Coalition, Healthy Families Advisory Council, Breast Feeding Coalition, Cora E Braynon Family Health Center, Nurse Family Partnership, Early Learning Childcare Center, Greater Horizons Childcare Center, 7 OB/GYN Offices, 2 Pediatric Offices

Why is this important to our community? While Broward County's White and Black infant mortality rates are lower than the state, the Broward County Black rate continues to be more than two and a half times the white rate and above the Healthy People 2020 goal. The Healthy People 2020 Goal as well as State of Florida Immunization Goal for Kindergartener's and 7th graders is 95%. Broward County currently does not meet the 95% goal for these age groups. The annual cervical cancer screening rate in Broward County is two-thirds that of the goal set by Healthy People 2020.					
Objective	Indicator	Current Level	Target	Status	Explanation of Status
Objective 3.1: Increase the percent of 2-year-olds fully immunized to 95% by December, 2020	% of 2-year-olds fully immunized	90.1% (2017)	90%		Percentage in 2016 was 80.5. Achieved 90.1% in 2017. Target was 90%.
	# of children enrolled in Shots by Two	7,764 (2017)	10,472 (2018)		The 2018 target was 8,540. 2018 data indicates 10,472 children were enrolled in Shots by Two exceeding target.


Increase the percent of kindergarten children fully immunized - The School Health Program: 1) Partnered with the School Board of Broward County's Headstart Department to provide immunizations at two enrollment sites (Westside Park Recreation Center and School District's North Area Office) on May 14th. The pilot was not successful as the children at the events were 2-4 year olds and did not need shots. 2) Did look-ups in FL SHOTS for Headstart students who will be enrolling in K at 59 elementary schools in August and printed and delivered 326 Immunization Certificates (680) to the school IMTs. DOH-Broward completed a total of 3,880 Immunization Look-Ups in FL SHOTS and provided more than 1,411 Immunization Certificates (680s) for K & 7 grade students in the District Public Schools.

Key Partners: Broward County Public Schools Headstart Program, Broward County Public Schools (BCPS) - Coordinated Student Health Services (CSHS) & Information & Technology (IT) Departments

Objective	Indicator	Current Level	Target	Status	Explanation of Status
Objective 3.2: Increase the percent of children fully immunized in kindergarten to 96% by December 2020	% of children in kindergarten fully immunized	95.3% (2017)	95.8% (2018)		Percentage 95.3% is nearing the 2018 target of 95.8%. The 2018 data is not yet available.

Increase the proportion of women who receive Cervical Cancer Screening - The Florida Breast and Cervical Cancer Early Detection Program (FBCCEDP) conducted 22 outreach events during the year. The marketing campaign (bus wraps, interior bus cards, retail frames) ran from December 4, 2017 thru March 25, 2018. 12,500 palm cards were distributed. 90 retail frames were posted and 7 full page advertisements were placed in diverse publications such as Caribbean Today new paperboard Life Parent Magazine and Miami/Fort Lauderdale Family Magazine. Of the 22 outreach events held, 4 of which were screening events where 41 women received mammograms. 4 of the outreach events were also 4 educational events where 550 women were educated. 448 Pap smears were provided this year. Holy Cross Hospital, Care Resources and Broward Surgical Associates were recruited for the FBCCEDP program. The program over met the screening goal by 117.3 % for the fiscal year (June 2017-July 2018)

Key Partners: Broward General Medical Center, Imperial Point Medical Center, Broward Health, Memorial Hospital, Coral Springs Women's Diagnostic Center, Esther Grossman Women's Center, Holly Cross Healthplex, Boca Raton Regional Hospital, Bethesda Women's Health Center, Diagnostic Cancters of America, Good Samaritan Medical Center Comprehensive Breast Cancer, JFK Medical Center, Midtown Imaging-Lake Worth, Alliance Medical Center, Broward Community and Family Health Center Broward General Medical Women's Center, Care Resource, CL Brumback Primary Care, Florida Community Health Canters, Florida Atlantic University, Foundcare Community Health, Genesis Community Health, Planned Parenthood, Women Care, Dr. Allen.

Objective	Indicator	Current Level	Target	Status	Explanation of Status
Objective 3.3: Increase the proportion of women who receive Cervical Cancer Screenings by 10%	% of women who are screened for cervical cancer	54.7% (2016)	64.70%		Data for this metric is available every three years (2019)

Increase breastfeeding initiation and duration – Distributed 6,540 Resource Guides. 93 childcare centers and 185 businesses have applied for breastfeeding friendly and in support of Business case for Breastfeeding status. Met with Memorial Healthcare System to introduce "empower training" to become Breastfeeding Friendly. 1 Hospital (Memorial Regional) is submitting package for Breastfeeding Friendly training and steps to help move along breastfeeding friendly pathway. Planning events for World Breastfeeding recognition in August 2018. Recruiting Breastfeeding Peer Counselors. 1 Breastfeeding Peer Counselor passed the CLC exam, adding to peer counselors eligible to go into a hospital. At Joe DiMaggio Children's Hospital NICU, a breastfeeding peer counselor was added BrF support. Holy Cross Hospital is breastfeeding friendly. Conducted World breastfeeding walk in recognition of World Breastfeeding Week. Coordinated with community partners for "Big Latch on" event. WIC sites conducted 7 breastfeeding celebrations in recognition world breastfeeding. Presented at Florida Lactation Consultant Association conference - Broward's Breastfeeding Story. At Joe DiMaggio Children's Hospital NICU, a breastfeeding peer counselor was added BrF support. Holy Cross Hospital is breastfeeding friendly. Recruited CLC to place in hospital. Planning to send select Peer Counselor staff to Certified Lactation Counselor training. In contact with Plantation Hospital to coordinate addition of WIC Peer Counselor. Also in contact with Broward Health Coral Springs to coordinate addition of WIC Peer Counselor.

Key Partners: Breastfeeding Coalition of Broward County, Memorial Regional Hospital Systems, Northwest Medical Center, Holy Cross, State Breastfeeding Coalition, Healthy Mothers/Healthy Babies Coalition, Urban League, Broward Healthy Start Coalition, Memorial Regional Hospital West, Broward Health, Children's Services Council, Broward County School Guidance Counselors, Teen Parent Social Worker, DOH-Broward (STD presentation staff), OB/GYN's, Pediatricians, Daycares, and Community Partners sponsoring health fairs.

Increase awareness and adoption of safe sleep practices - Safe Sleep materials were displayed at WIC areas, vital statistics and other waiting areas within DOH. Materials provided at all Teen Parent Events and Health Fairs attended by DOH. This year, 12 Safe Sleep Coalition meeting were held, 49 presentations were made to the Community and Community Partners on Safe Sleep, 34 trainings to hospitals to model Safe Sleep were conducted, 3 baby showers that target the African American and Haitian Communities were attended with education provided to participants on Safe Sleep. In addition, 394 licensed day care facilities in Broward County were trained on Safe Sleep. 769 Graco Pack 'N Play cribs were distributed to families without a safe sleep environment.

Ensure that the black infant mortality is interwoven throughout all Maternal Child Health System through its Active Subcommittee's powered by the Broward Healthy Start Coalition – From January 1, 2018 through December 31, 2018, seven Fetal Infant Mortality Case Review Team meetings were held. The Fetal Infant Mortality annual report that includes the recommendations provided by the Fetal Infant Mortality Case Review

Team committee and the Fetal Infant Mortality Review Community Action Group was published. The **Healthy Babies are Worth the Wait(TM)** toolkit was developed in the April – July, 2018 quarter of 2018. 41 toolkits were distributed to 20 medical providers in the 'hot zones' /areas of concern. The Toolkit promotes Low Dose Aspiring, 17P, LARC, Screening of STDs, Discourages C -Sections, and Promotes Breastfeeding. Six Fetal Infant Mortality Community Action group meetings were held. Six educational events for physicians to educate on preventing preeclampsia with low-dose aspirin were held. Three Shower2Empower baby showers were held to educate residents with 350 participants. These events provide education on Prematurity, LARC, 17P, Toxic Stress, STDs,

Key Partners: Broward Healthy Start Coalition, Healthy Mothers Healthy Babies, Ronik-Radlauer, FDOH, Urban League, Memorial, Broward Health, March of Dimes

Decrease smoking among pregnant women - Healthy Start Providers were trained in SCRIPT Services. AHEC provided information on Smoking Cessation services to Broward Healthy Start Coalition Providers. From January 2018 - March, 2018 there were 11 pregnant participants in public and private programs for AHEC smoking cessation services, and 97 women of childbearing age received public and private AHEC smoking cessation services.

Key Partners: Broward Healthy Start Coalition


Increase awareness and utilization of long acting reversible contraceptives (LARCs) – 3 additional LARC providers were trained. 5,000 LARC Family Planning Services pamphlets were distributed at the following locations: Lauderdale Lakes Torres Park, Museum of Science and Discovery, Broward County African-American Research Library, Broward County Apollo Park, Palms of Deerfield Beach Apartments, Church in Pembroke Pines, Memorial Hospital Pembroke, Broward Center for Performing Arts, and the North and South Broward Hospital Districts.

Key Partners: Broward County School Guidance Counselors, Teen Parent Social Worker, DOH-Broward (STD presentation staff).

Increase percent of eligible population served by the WIC program – From January 1, 2018 – December 31, 2018, 173 OB/GYN and 183 pediatrician visits were conducted to promote WIC enrollment. In addition WIC promotional visits were conducted with 381 Daycare Centers, 15 Community Partners, 29 Health Fairs, and 23 Pregnancy testing sites and 7 WIC sites that offer Fluoride Varnish services. Met with Pediatric Associates to discuss possibility of electronic WIC referral. Expanded hours at 6 WIC sites with early morning appointments and 4 WIC sites with Saturday

appointments. Fluoride Varnish has expanded to 7 WIC sites. Visits to OBGYN, Pediatricians, Daycares, pregnancy testing sites are being made as noted above. WIC Broward is present at health fairs as noted above.

Key Partners: OBGYN, Pediatricians, Daycares, and Community Partners sponsoring health fairs. Broward County.

Objective	Indicator	Current Level	Target	Status	Explanation of Status
Objective 3.4: Reduce the black infant mortality rate by 1%.	Rate of black infant mortality	8.4 (2017)	7.86 (2018)		2016 black infant death rate was 8.1. 2017 is 8.4 which is a slight increase. 2018 data is not yet available,

Strategic Issue Area #4: Enhance Preventive Care Activities

Undiagnosed and untreated health conditions can have serious health consequences. Prevention, diagnosis and treatment can have exponential benefits including health, quality of life and cost savings


Goal: Increase the Healthy Weight of Adults and Children

Strategy: Implement the Florida Healthiest Weight Workplan




HWC Champion (Email sent to invite cities to participate). Run and Walk (Final details organized, event is ready to go). Summer Break Spot (Planning meeting set in May). Caribbean Diaspora (Planning conference calls set in May, monthly reports at NFTF). NFTF meetings (Held in Jan., Feb., March). Providing Healthy Weight Contact to Pregnant WIC clients at nutrition risk due to Pre-Pregnancy Overweight and/or High Maternal Weight Gain. City of Coconut Creek, Deerfield Beach, Fort Lauderdale, Hollywood, Miramar, Oakland Park, Tamarac, Weston and Wilton Manors received the Healthy Community Champions designation. Run and Walk (Event completed, 450 attended in April). Summer Break Spot (Partners signed up to make educational presentations in July, August). Caribbean Diaspora (Grant obtained, duties assigned to partners, monthly reports at NFTF). NFTF meetings (Held in April, May, June). Providing Healthy Weight Contact to Pregnant WIC clients at nutrition risk due to Pre-Pregnancy Overweight and/or High Maternal Weight Gain. Providing Healthy Weight Contact to Pregnant WIC clients at nutrition risk due to Pre-Pregnancy Overweight and/or High

Maternal Weight Gain.HWC Champions (8 of 9 cities presented with HWC awards). Summer Break Spot (6 partners made presentations to children on physical activities, nutrition and good health topics at 2-10 SBS locations each. Estimated 200 children reached). Caribbean Diaspora (4 of 5 planned focus groups completed to gather input on improving healthy-eating educational materials. 1-2 more planned to complete the input.) NFTF meetings (Held in July, September.) Caribbean Diaspora project has completed interviews and gathered compiled data and is now in the process of finalizing posters to be printed (with the help of community partners) and distributed to stores, restaurants, schools, businesses, health offices, etc. NFTF meetings (Held in October, November, and December.)

Key Partners: Healthy Weight Champions (DOH-Broward). 5K Run and Walk (DOH-Broward, Broward County, 8 partner agencies). Summer Break Spot (DOH-Broward, NFTF agencies). Caribbean Diaspora Project (DOH-Broward, NFTF agencies). NFTF meetings (DOH-Broward, NFTF agencies).

Why is this important to our community? Undiagnosed and untreated health conditions can have serious health consequences. Prevention, diagnosis and treatment can have exponential benefits including health, quality of life and cost savings. The annual cervical cancer screening rate in Broward County is two-thirds that of the goal set by Healthy People 2020. Reductions in obesity rates and increased access to better nutrition including fresh fruits and vegetables can greatly improve quality of life and decrease premature death.					
Objective	Indicator	Current Level	Target	Status	Explanation of Status
Objective 4.1: Reduce the Proportion of Black Adults Who are Obese by 5%	% of Black Adults Who are Overweight or Obese	74.5% (2016)	30.50% (2018)		Data for this metric is available every three years (2019)

* Status indicators are as follows:

-  = Little to no movement toward objective target
-  = some progress towards meeting the objective target
-  = reached or surpassed objective target

Revisions

The Health Care Access Committee reviews implementation of the Community Health Improvement Plan and the Annual report at its monthly meetings. Revisions to the CHIP were made after careful review of the goals, objectives, strategies and measures of the 2016 – 2019 CHIP. Recommended changes were made based on the following parameters:

- Availability of data to monitor progress – performance measures that had county-level data available were preferred, etc.
- Availability of resources
- Community readiness
- Evident progress
- Alignment of goals

In the fall of 2017, the Health Care Access committee agreed to update the 2016 Community Health Improvement Plan to move from a fiscal year (July 1 – June 30) to calendar year and to update the implementation plan to include more clearly defined targets and activities. Since that detailed review and update took place in early 2018, the Health Care Access Committee agreed that the Community Health Improvement Plan (CHIP) priority areas and objectives did not need to be changed.

Accomplishments

Goal	Objective	Accomplishment
Priority #2 – Healthy Life Expectancy	Objective 2.1 Decrease the rate of new HIV infection to 26.32 per 100,000 population by December 2020.	Test and Treat and rapid PrEP were implemented in 2017 and 2018 respectively. The 2016 rate of new HIV infections was 41.5 per 100,000. The 2017 rate has decreased to 37.9.
	Objective 2.2 Eliminate congenital syphilis.	There were 11 cases of congenital syphilis in 2017 and 4 in 2018.
How it's important for our community: Broward County consistently ranks in the top 2-3 for newly diagnosed HIV cases in the entire United States. The rates of STDs have increased since 2001 in both Broward County and the State. Broward County's infectious syphilis and congenital syphilis rates are amongst the highest in the State. Reductions in the rate of new HIV infections per 100,000 and in cases of congenital syphilis were seen this year.		
Priority #3 – Improve Maternal, Infant and Child Health	Objective 3.1 Increase the percent of 2-year-olds fully immunized to 95% by December, 2020.	The percent of 2 year-olds fully immunized increased from 2016 (80.5%) to 2017 (90.1%). The number of children enrolled in Shots by Two increased from 7,764 in 2017 to 10,472 in 2018 exceeding target.
	Objective 3.2 Increase the percent of children fully immunized in kindergarten to 96% by December, 2020.	The percent of children in kindergarten fully immunized in 2017 (95.3%) is nearing the 2018 target of 95.8%. 2018 data will be available soon.
How it's important for our community: Maintaining high rates of immunization for vaccine preventable diseases benefits the overall health of the community.		

Conclusion

The CHIP serves as a roadmap for a continuous health improvement process for the local public health system by providing a framework for the chosen strategic issue areas. It is not intended to be an exhaustive and static document. We will evaluate progress on an ongoing basis through quarterly CHIP implementation reports and quarterly discussion by community partners. We will conduct annual reviews and revisions based on input from partners and create CHIP annual reports each year by March 31st. The CHIP will continue to change and evolve over time as new information and insight emerge at the local, state and national levels.

By working together, we can have a significant impact on the community's health, improving where we live, work and play and realize the vision of a healthier Broward County.

Appendices

Appendix 1: Annual CHIP Review Community Meeting Agenda

Appendix 2: Annual CHIP Review Community Meeting Minutes

Appendix 3: Annual CHIP Review Community Meeting sign in Sheet

Appendix 4: Comprehensive List of Community Partners



Broward Regional Health Planning Council, Inc.
200 Oakwood Lane, Suite 100
Hollywood, Florida 33020-1929

T: (954) 561-9681
F: (954) 561-9685
E: info@brhpc.org

Administration

HEALTH CARE ACCESS COMMITTEE MARCH 25, 2019 10:00 A.M.

A G E N D A

- I. Welcome and Introductions: Mike De Lucca, Chair
- II. Approval Minutes of February 25, 2019
- III. Presentation of ALICE Report Fact Sheet; Shira Fowlkes
- IV. CHIP Annual Report and 2019 CHIP Implementation Plan; Terri Sudden, FLDOH Broward
- V. Point In Time Homeless Count Update; Shira Fowlkes
- VI. Nurse Family Partnership Update; Manoucheka Chery
- VII. 211-Broward/Help Me Grow Florida (HMG) Update; Jessica Abou
- VIII. Other Business
- IX. Next Meeting Date: April 22, 2019 at 10:00 a.m.
- X. Adjournment

Barbara S. Effman, M.P.H.
Chair

David Roach, BA
Vice Chair

John A. Benz, MBA
Secretary

Cyril Blavo, D.O., M.P.H. & TM, FACOP
Treasurer

Pamela Africk
Tiana Blount, MHA
Lee Chaykin, MHSA
Mark Dissette, MBA
Albert C. Jones, MA
Leilani Kicklighter, MBA, ARM, RN
Samuel F. Morrison, BA, MLS
Cary Zinkin, D.P.M.

Michael De Lucca, MHM
President and CEO

Equal Opportunity Employer



Health Care Access Committee
March 25, 2019

AGENDA ITEM	DISCUSSION POINTS	ACTION/FOLLOW-UP	STATUS
I.	Welcome and Introductions		
		The meeting called to order at 10:02 a.m. Michael De Lucca welcomed committee members. Self-introductions were made. See attached sign-in sheet for attendees.	
II.	Approval of Minutes of February 25, 2019		
	Motion to approve minutes for February 25, 2019.	Motion by Rosalyn Frazier – “Approve the minutes of February 25, 2019.” Motion seconded by Dr. Peter Gorski. Unanimous.	Complete
III.	Presentation of ALICE Report Fact Sheet; Shira Fowlkes		
		Shira Fowlkes presented the 2018 ALICE (Asset Limited, Income Constrained Employed) Report Fact Sheet. Developed by the United Way, the ALICE Report explores the population of individuals who have incomes above the federal poverty level but don’t make enough to meet the basic cost of living in their respective county. See attached for fact sheet.	Complete
IV.	CHIP Annual Report and 2019 CHIP Implementation Plan; Renee Podolsky, FLDOH Broward		
		Renee Podolsky presented the 2018 CHIP Annual Report. The activities and collaborative efforts of the FLDOH and community partners are reflected in the report and serves as a progress review of the strategies that were developed and the activities that have been implemented.	Complete
		Motion by Dr. Peter Gorski – “Accept the 2018 CHIP Annual Report as presented.” Second by Manoucheka Chery. Unanimous.	
		Renee presented the Broward County Health Improvement Plan Progress Reporting Tool for the January-December, 2019.	Complete
		Motion by Rosalyn Frazier – “Accept the 2019 CHIP Reporting Tool as presented.” Second by Dr. Peter Gorski. Unanimous.	
V.	Point in Time Homeless Count Update; Shira Fowlkes		
		No report.	
VI.	Nurse Family Partnership Update: Manoucheka Chery		

Health Care Access Committee
March 25, 2019

AGENDA ITEM	DISCUSSION POINTS	ACTION/FOLLOW-UP	STATUS
	Motion to approve Nurse Family Partnership report.	Manoucheka Chery presented the site update for the Nurse Family Partnership Program. The report included number of participants, program success and upcoming events. See attached for a full report. Motion by Vince Johnson – “Accept the Nurse Family Partnership report as presented.” Motion seconded by Renee Podolsky. Unanimous	Complete
VII.	211 Broward/Help Me Grow Florida (HMG); Jessica Abou		
		Jessica presented a snapshot of the Help Me Grow Community Impact Report for the period of July 1, 2017 through June 30, 2018. See attached for a full report. A Books, Balls and Blocks event took place on March 9, 2019 at the Light of the World Clinic’s 12 th Annual Community Health Expo. The next Books, Balls and Blocks event will take place on May 18, 2019 at We Rock the Spectrum. 211-Broward’s 4 th Annual Pediatric Healthcare Luncheon is scheduled for April 17, 2019 from noon to 2 pm at Memorial Regional Hospital’s Garage Conference Center. The luncheon will provide some ready solutions for pediatric practitioners in knowing the right community resources for developmental screenings or resources for children and their families who suffer from social determinants of health.	Complete
VIII.	Other Business		
		Mike announced that BRHPC is working with PRC on new questions for this year’s survey. Renee reminded the Committee that the 2 nd Annual Healthy Broward Run and Walk is April 6, 2019 at Delevoe Park. FLDOH Broward is offering scholarships to those residing in the Delevoe Park community who would like to participate.	
IX.	Next Meeting Date; March 25, 2019 at 10:00 a.m.		
		The next Health Care Access Committee meeting is scheduled for April 22, 2019 at 10:00 am.	Ongoing

Health Care Access Committee
March 25, 2019

AGENDA ITEM	DISCUSSION POINTS	ACTION/FOLLOW-UP	STATUS
X.	Adjournment		
		With no further business to discuss, the meeting adjourned at 10:45 a.m.	

Submitted by:
Yolanda Falcone, Manager of Administrative Services
Broward Regional Health Planning Council, Inc.
954.561.9681

Broward Regional Health Planning Council, Inc.
Health Care Access Committee
March 25, 2019

Please initial and add any missing information

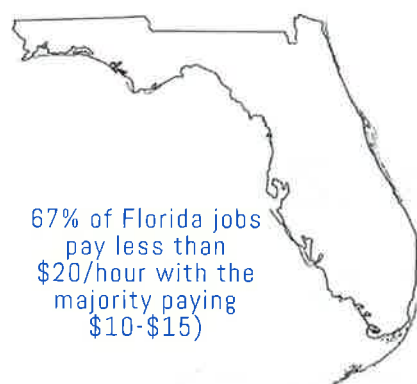
Initial	First Name	Last Name	Company	Phone #	E-Mail Address
<i>JA</i>	Jessica	Abou	211 Broward		
	Gail	Adams	Broward Schools	754.321.1579	Gail.adams@browardschools.com
	Lois	Beaulieu	United Way Broward		
<i>928</i>	Tiana Vince	Blount	Johnson	Broward Health	734.234.5844 vljohnson@browardhsc.org
	Jennifer	Bustamante	American Cancer Society		
	Marcia	Bynoe	Broward Schools		
<i>MC</i>	Manoucheka	Chery	Broward Regional Health		
	Nicole	Cook	NSU		
	Tim	Curtin	MHS		
	Mike	De Lucca	Broward Regional Health Planning Council, Inc.	954.561.9681	
<i>YA</i>	Yolanda	Falcone	Broward Regional Health Planning Council, Inc.	954.561.9681	yfalcone@brhpc.org
<i>8F</i>	Shira	Fowlkes	Broward Regional Health Planning Council, Inc.	954.561.9681	sfowlkes@brhpc.org
<i>HA</i>	Rosalyn	Frazier	Broward Community and Family Health Centers	954.967.0028	rfrazier@hcnetwork.org
	Deneen	Gorassini	Broward Schools		Deneen.gorassini@browardschools.com
<i>PH</i>	Peter	Gorski	FIU		
	Farzanna	Haffizulla	NSU		
	Raul	Hernandez	FIU Healthcare		
	Lucas	Hollar	NSU		
	Travis	Johnson	Children's Services Council	955.377.1000	tjohnson@cscbroward.org
	Regine	Kanzki	Broward Regional Health Planning Council, Inc.	954.561.9681	rkanzki@brhpc.org
	Monica	King	Broward Healthy Start Coalition	954.815.1211	mking@browardhsc.org
	F	Kuchkarion	Health Foundation of S Florida	305.374.6442	fkuchkarion@hfsf.org
	Sandy	Lozano	Light of World Clinic		slozano@lightoftheworldclinic.com
	Tim	Ludwig	Broward Sheriff's Office		Timothy_ludwig@sheriff.org
	Linda	Maurice	NSU		lmaurice@nova.edu
<i>18</i>	Rebecca	Miele	Brwd Cty Hlth Dept – KidCare	954.467.4885	Rebecca_Miele@doh.state.fl.us
	Renee	Podolsky	Broward County Health Dept	954.467.4800	Renee_podolsky@doh.state.fl.us
	Magaly	Prezeau	Community Access Center	954.534.9113	mprezeau@cacfl.org
	Joanna	Reid	Broward County Children's Services	954.357.6338	jpreid@broward.org
	Joanne	Richter	Broward Regional Health Planning Council	954.561.9681	jrichter@brhpc.org
	David	Roach	Interested Party		dloach@msn.com
	Pam	Santucci	Eat Right Now, LLC		Santucci.pamela@gmail.com
	Stephanie	Scott	United Way of Broward County		sscott@unitedwaybroward.org
	Jasmin	Shirley	Interested Party		
	Terri	Sudden	BCHD		
	Akiva	Turner	NSU		Aturner1@nova.edu
	Sahyli	Vera	BRHPC		
			GUESTS		
Initial	First Name	Last Name	Company	Phone #	E-Mail Address
	<i>Nicole</i>	<i>Cohen</i>	<i>BRHPC</i>		<i>ncohen@brhpc.org</i>
<i>Ar</i>	Therese	Baizer	BHMC	856.558.2187	Tbaizer@browardhealth.org

Broward Regional Health Planning Council Fact Sheet

2018 ALICE Report Update

The ALICE (Asset Limited, Income Constrained Employed) Report is developed by the United Way and explores the population of individuals who have incomes above the federal poverty level but don't make enough to meet the basic cost of living in their respective county. This report considers money to cover basic necessities as the "Household Survival Budget" and the ALICE threshold as the average income needed to meet it.

FLORIDA



67% of Florida jobs pay less than \$20/hour with the majority paying \$10-\$15

Overall, the number of households that fell into the ALICE and poverty groups increased by 8% from 2010 to 2016. Below is a demographic breakdown of the groups with the highest ALICE and poverty levels.

Demographics

46% of senior households (65+)

20% of black households

80% of single female head of household families

46% of single or cohabitating people under 65 without children

46% of families with children

Basic Cost of Living

SINGLE ADULTS

\$20,712 (or \$10.36/hr)

4-PERSON HOME

(2 adults, 1 infant, 1 preschooler)
\$55,164 (or \$13.79/hr/parent)

	SINGLE ADULTS	4-PERSON HOME
Housing	\$ 6 1 7	\$ 8 4 8
Food	\$ 1 6 4	\$ 5 4 2
Health Care	\$ 1 9 5	\$ 7 2 0
Misc	\$ 1 5 7	\$ 4 1 8
Monthly Total	\$ 1 , 7 2 6	\$ 4 , 5 9 7

BROWARD

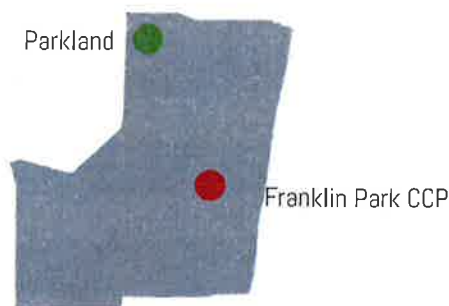
Broward County has historically had a higher cost of living than Florida as a whole. Broward has the second highest number of households (falling only behind Miami-Dade) that are ALICE and/or poverty-level. In addition, from 2010 to 2016 Broward's proportion of families that are ALICE and/or poverty level has had a minimal increase from 86% to 87%.

Basic Cost of Living

	SINGLE ADULTS	4-PERSON HOME (2 adults, 1 infant, 1 preschooler)
Broward	\$24,420 (or \$12.21/hr)	\$65,040 (or \$16.26/hr/parent)
Florida	\$20,712 (or \$10.36/hr)	\$55,164 (or \$13.79/hr/parent)

	SINGLE ADULTS	4-PERSON HOME
Housing	\$ 7 7 3	\$ 1, 2 5 3
Food	\$ 1 6 4	\$ 5 4 2
Health Care	\$ 1 6 4	\$ 5 9 8
Misc	\$ 1 8 5	\$ 4 9 3
Monthly Total	\$ 2, 0 3 5	\$ 5, 4 2 0

In 2016, the city with the highest proportion of ALICE and/or poverty level households was Franklin Park CCP (33311) with 89% while the lowest proportion was in Parkland with 15%.





HEALTHCARE ACCESS COMMITTEE MEETING

Advisory Board to Nurse Family Partnership Broward

Monday, March 25th, 2019

SITE UPDATE

- ◆ Currently serving 187 participants and 137 infants.
- ◆ Expansion report:
 - Broward Health:
 - Newly hired Nurse Home Visitor has 19 enrolled with pending referrals
 - Memorial Healthcare System:
 - Nurse home visitor has 25 clients

PROGRAM SUCCESS- February 2019 Data

- ◆ Program capacity (181) meets the National Service Office (NSO) benchmark of 85%.
- ◆ Completed 289 home visits. 88% of families received a home visit.
- ◆ Program retention rate 89%
- ◆ ASQ Screening Rate: 100% (5). 1 referral made to Early Steps for Communication.
- ◆ Immunization rate 100%
- ◆ Maternal depression: 100% (7) screened. 1 positive screen with referrals made to MOMS.
- ◆ Birth Report: 3 full-term births and 1 pre-term birth at 28 weeks.

UPCOMING

- ◆ Working with Families Who Have Severe Mental Health Issues scheduled for April 1-2nd.
- ◆ NFP/HFB Baby Shower April 27th, 2019.
- ◆ Nurse-Family Partnership 2019 State Conference in Orlando. August 8th and 9th.

The Broward Nurse-Family Partnership services are delivered through a partnership between BRHPC and the two hospital districts in Broward: Memorial Healthcare System and Broward Health. The program is supported through Maternal Infant Early Childhood Home Visiting Initiative (MIECHV) funds which are administered by the Florida Association of Healthy Start Coalitions. Oversight of the model fidelity is provided by the Nurse Family Partnership National Service Office. For additional information please contact Régine Kanzki, Division Director, rkanzki@brhpc.org or Manoucheka Chery, NFP Nurse Supervisor, mchery@brhpc.org or by telephone 954-561-9685 ext 1218.



Florida
Maternal
Infant &
Early
Childhood
Home
Visiting
Initiative





Counties served:

Broward



432

Children served



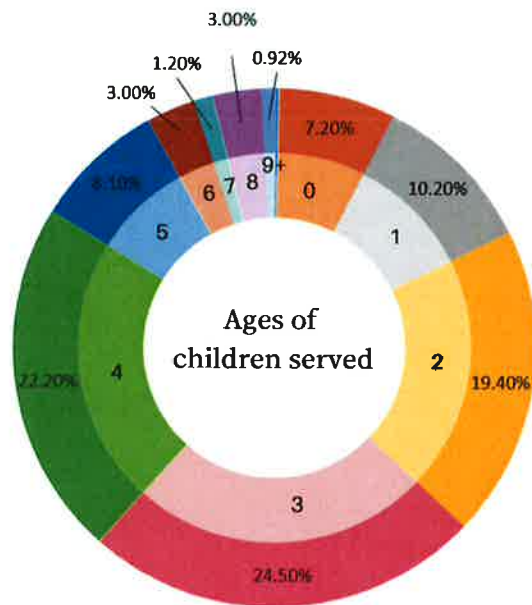
375

Families served



515

Screenings



70%

of screenings completed resulted in a concern or need for monitoring

54.6%

of children on Medicaid

1375


referrals given

39.7%

of the children served were outside of the early care and education settings

\$611,800

in cost savings to the State of Florida through HMG services at 2-1-1 Broward



2-1-1 Broward's 4th Annual **PEDIATRIC HEALTHCARE** **LUNCHEON**



Keynote Speaker – Dr. Peter Gorski, M.D., M.P.A.



Do you know the right community resources for developmental screenings & diagnosis or when kids & families suffer from a social determinant of health? This talk will provide some ready solutions for pediatric practitioners.

Wednesday, April 17th 2019

12:00 PM – 2:00 PM

Memorial Regional Hospital

Garage Conference Center – 1st Floor

3501 Johnson St. Hollywood, FL 33021

Please arrive early for valet

[Click Here](#) to RSVP or contact us at hmg@211-broward.org

Appendix 4: Comprehensive List of Community Partners

The following agencies participated in this process:

Key Partners:

Agency for Health Care Administration
Aging and Disability Resource Center of Broward County
Alliance for a Healthier Generation
American Heart Association
American Lung Association
AT&T
Audacious Inquiry
BAND
Baptist Health Systems
BCHPPC Perinatal HIV Workgroup
Berger Singerman
Brazilian Faith Based
Brickell Bay Realty Group
Broward Behavioral Health Coalition
Broward College
Broward Community and Family Health Center
Broward County Comprehensive School Health Advisory Committee
Broward County Government
Broward County Medical Association
Broward County Municipalities
Broward County Public Elementary Schools
Broward County Public Schools
Broward County Sheriff's Office
Broward Health
Broward Health Coral Springs
Broward Health Imperial Point
Broward Health Medical Center
Broward Healthy Start Coalition
Broward Regional Health Planning Council, Inc.
Broward Sheriff's Office
Broward Teachers Union
Broward Wellness Center
Career Source
CCB Million Meals Committee
Children's Diagnostic and Treatment Center
Children's Services Council of Broward County
City of Dania Beach
City of Lauderdale Lakes
Commit 2B Fit
Community Action Center
Community Advocates

Community Ambassadors
Community Health Action Information Network
Cooperative Feeding Program
Coordinating Council of Broward
Cordova Rodriguez & Assoc., Inc.,
EMS Council
ESciences Inc.
Family Central
Florida Atlantic University
Florida Department of Children and Families
Florida Department of Transportation
Florida International University
Florida Introduces Physical Activity and Nutrition to Youth
Galt Ocean Community
Gilda's Club South Florida
Greater Fort Lauderdale Realtors
Harvard Jolly, Inc.
Health Choice Network
Healthy Mothers, Healthy Babies
Healthy Start Coalition
Henderson Behavioral Health
Hispanic Unity of Florida
HIV Surveillance
Holy Cross Hospital
Hospital ED's
KidCare
Latino Salud
Lauderhill Mall
Legal Aid Service of Broward County
Leukemia and Lymphoma Society
Light of the World Clinic
Local businesses
Malka & Kravitz, P.A.
Maternal Child Health Systems Committee (MCHSC)
Medical Staffing Network
Memorial Healthcare System
Miccosukee Tribe of Florida
Miller Legg
Minority Development and Empowerment, Inc.
Miramar Fire-Rescue
Nova Southeastern University
Nurses
Nutrition and Fitness Task Force of Broward County
Phyl's Academy
Physicians
Planned Parenthood

PRIDE
Primary Care Providers
Project Caine
Publicly funded HIV testing sites
Regent Bank
Retired Public Health Subject Matter Experts
Revive Lives
Sanofi Pasteur
Save-A-Lot food stores
School Board of Broward County
Seminole Tribe of Florida
Smart Growth Partnership of Southeast Florida
South Florida Regional Planning Council
Special Olympics
Sunrise Fire / EMS
Sustainable Performance Solutions
Transforming Our Community's Health (TOUCH).
Treatment providers
United Way of Broward County
Urban Health Solutions
Urban League of Broward County
US Social Security Administration
US Veterans Administration
Volunteer Broward
Western Community Leader
Whole Foods Market
WIC
WorkForce One
YMCA of Broward