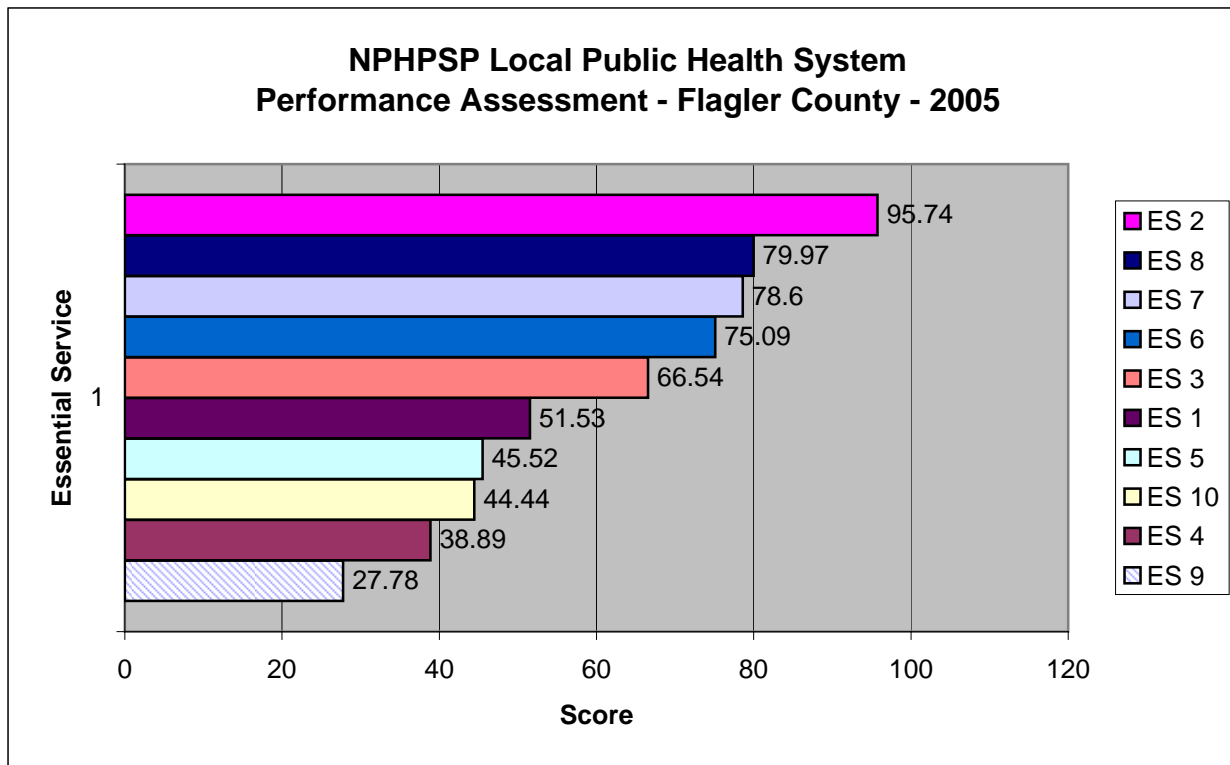


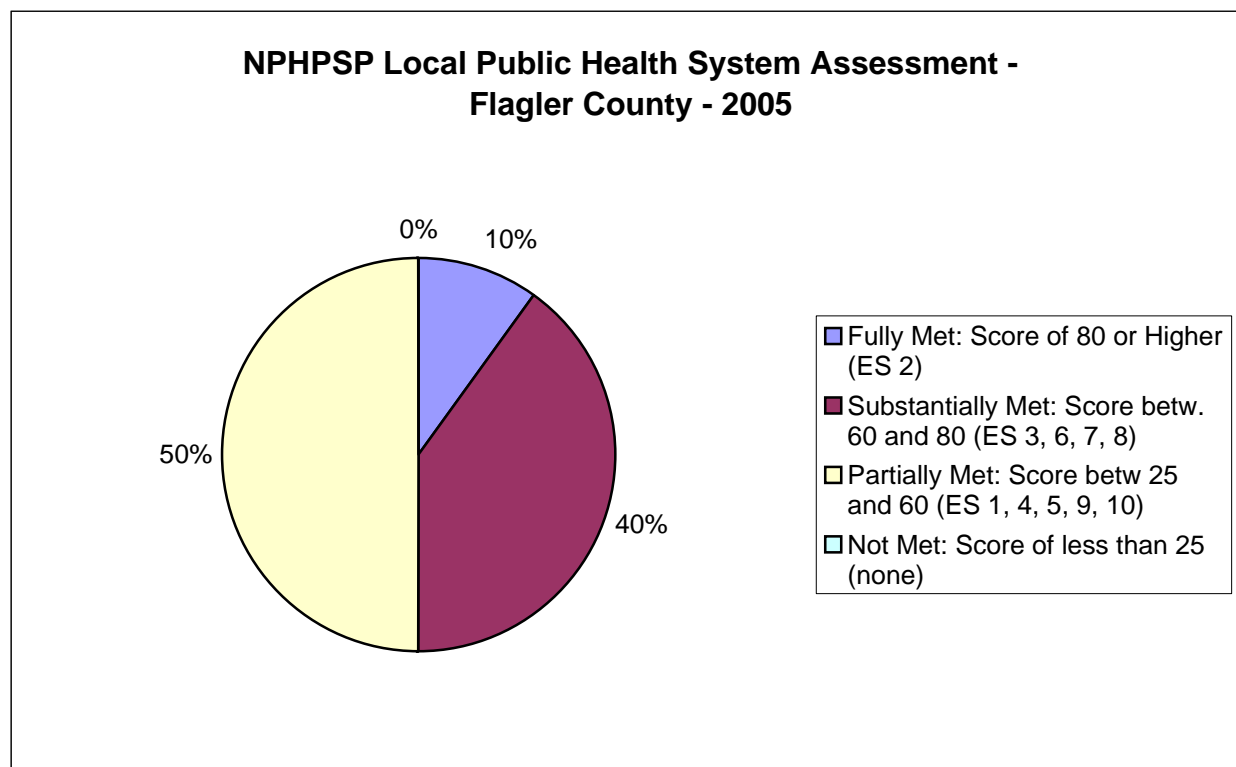
Flagler County LPHSA Results, 2005

| | |
|-------|-------|
| ES 9 | 27.78 |
| ES 4 | 38.89 |
| ES 10 | 44.44 |
| ES 5 | 45.52 |
| ES 1 | 51.53 |
| ES 3 | 66.54 |
| ES 6 | 75.09 |
| ES 7 | 78.6 |
| ES 8 | 79.97 |
| ES 2 | 95.74 |



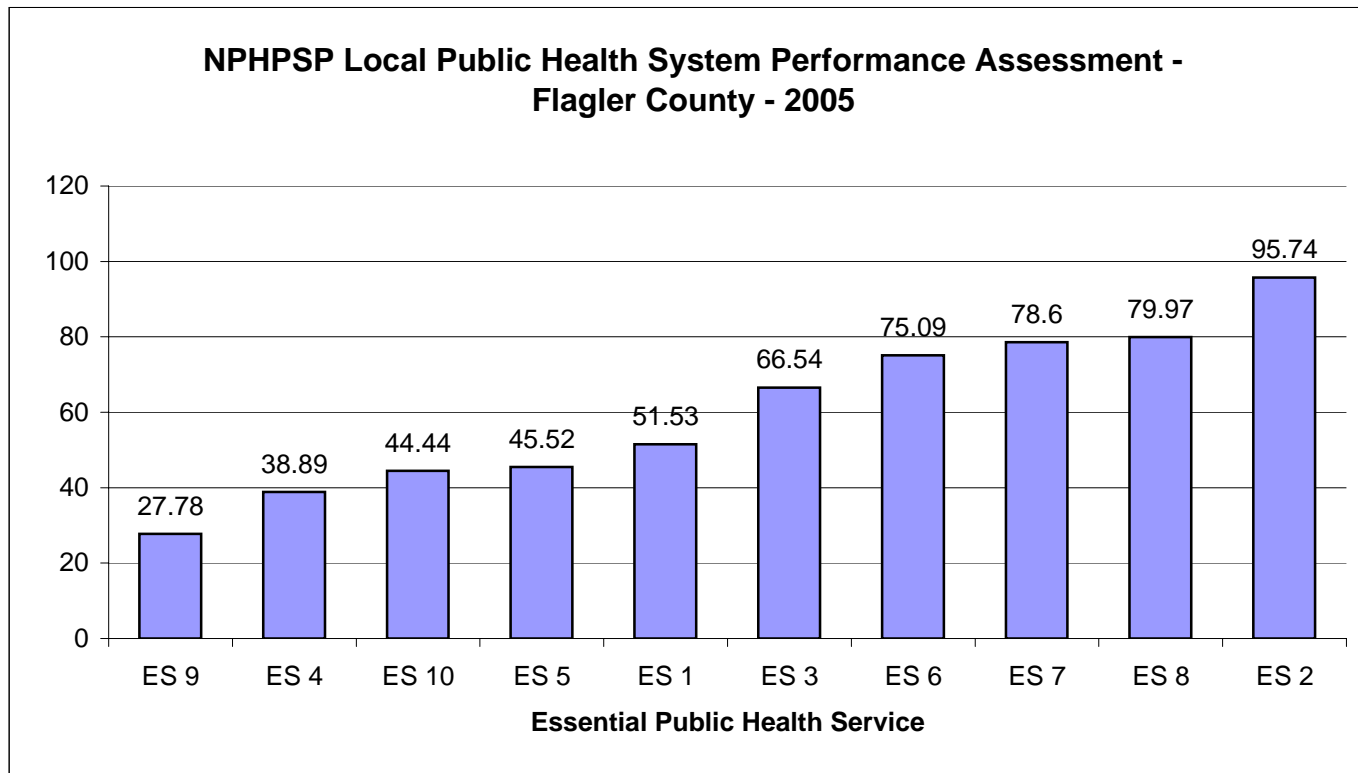
Flagler County LPHSA Results, 2005

| | |
|--|---|
| Fully Met: Score of 80 or Higher (ES 2) | 1 |
| Substantially Met: Score betw. 60 and 80 (ES 3, 6, 7, 8) | 4 |
| Partially Met: Score betw 25 and 60 (ES 1, 4, 5, 9, 10) | 5 |
| Not Met: Score of less than 25 (none) | 0 |



Flagler County LPHSA Results, 2005

| | |
|-------|-------|
| ES 9 | 27.78 |
| ES 4 | 38.89 |
| ES 10 | 44.44 |
| ES 5 | 45.52 |
| ES 1 | 51.53 |
| ES 3 | 66.54 |
| ES 6 | 75.09 |
| ES 7 | 78.6 |
| ES 8 | 79.97 |
| ES 2 | 95.74 |



Flagler County LPHSA Results, 2005

| NPHPSP Local Public Health System Assessment - Flagler County - 2005 | |
|---|-------|
| Description | |
| EPHS 1: Monitor Health Status | 51.53 |
| 1.1 Population Based Community Health Profile | 28.49 |
| 1_1_1 Conducted community health assessment? | 10 |
| 1_1_2 Compile data into community health profile? | 0 |
| 1_1_3 Access to community demographic characteristics? | 30 |
| 1_1_4 Access to community socioeconomic characteristics? | 30 |
| 1_1_5 Access to health resource availability data? | 30 |
| 1_1_6 Access to quality of life data for the community? | 30 |
| 1_1_7 Access to behavioral risk factors for the community? | 30 |
| 1_1_8 Access to community environmental health indicators? | 30 |
| 1_1_9 Access to social and mental health data? | 30 |
| 1_1_10 Access to maternal and child health data? | 30 |
| 1_1_11 Access to death, illness, injury data? | 30 |
| 1_1_12 Access to communicable disease data? | 30 |
| 1_1_13 Access to sentinel events data? | 30 |
| 1_1_14 Community-wide use of health assessment or CHP data promoted? | 58.89 |
| 1.2 Access to and Utilization of Current Technology | 53.33 |
| 1_2_1 State-of-the-art technology to support databases? | 66.67 |
| 1_2_2 Access to geocoded health data? | 66.67 |
| 1_2_3 Use geographic information systems (GIS)? | 33.33 |
| 1_2_4 Use computer-generated graphics to identify trends and/or compare data? | 66.67 |
| 1_2_5 CHP available in electronic version? | 33.33 |
| 1.3 Maintenance of Population Health Registries | 72.78 |
| 1_3_1 Maintain and/or contribute to one or more population health registries? | 76.67 |
| 1_3_2 Used information from population health registries? | 68.89 |
| EPHS 2: Diagnose and Investigate Health Problems | 95.74 |
| 2.1 Identification and Surveillance of Health Threats | 87.62 |
| 2_1_1 Submit timely reportable disease information to state or LPHS? | 100 |
| 2_1_2 Monitor changes in occurrence of health problems and hazards? | 100 |
| 2_1_3 Have a comprehensive surveillance system? | 66.67 |

Flagler County LPHSA Results, 2005

| | |
|--|-------|
| 2_1_4 Use IT for surveillance? | 59.04 |
| 2_1_5 Access to Masters or Doctoral level epidemiologists and/or statisticians? | 100 |
| 2_1_6 Procedure to alert communities about health threats/disease outbreaks? | 100 |
| | |
| 2.2 Plan for Public Health Emergencies | 100 |
| 2_2_1 Identified public health disasters and emergencies? | 100 |
| 2_2_2 Have an emergency preparedness and response plan? | 100 |
| 2_2_3 Plan been tested through one or more "mock events" in the past year? | 100 |
| 2_2_4 Plan been reviewed or revised within the past two years? | 100 |
| | |
| 2.3 Investigate and Respond to Public Health Emergencies | 95.33 |
| 2_3_1 Designated an Emergency Response Coordinator? | 100 |
| 2_3_2 Have current epidemiological case investigation protocols? | 100 |
| 2_3_3 Written protocols for implementing program of source and contact tracing? | 100 |
| 2_3_4 Roster of response personnel with technical expertise? | 76.67 |
| 2_3_5 Evaluate public health emergency response incidents? | 100 |
| | |
| 2.4 Laboratory Support for Investigation of Health Threats | 100 |
| 2_4_1 Access to laboratory services to support investigations? | 100 |
| 2_4_2 Access to laboratories capable of meeting routine diagnostic and surveillance needs? | 100 |
| 2_4_3 Documentation that laboratories are licensed and/or credentialed? | 100 |
| 2_4_4 Current guidelines or protocols for handling laboratory samples? | 100 |
| | |
| EPHS 3: Inform, Educate, and Empower People | 66.54 |
| | |
| 3.1 Health Education | 75 |
| 3_1_1 Information on community health to public and policy leaders? | 66.67 |
| 3_1_2 Use media to communicate health information? | 100 |
| 3_1_3 Sponsor health education programs? | 66.67 |
| 3_1_4 Assessed public health education activities? | 66.67 |
| | |
| 3.2 Health Promotion Activities | 58.08 |
| 3_2_1 Implemented health promotion activities? | 74.25 |
| 3_2_2 Collaborative networks for health promotion established? | 66.67 |
| 3_2_3 Assessed health promotion activities? | 33.33 |
| | |
| EPHS 4: Mobilize Community Partnerships | 38.89 |

Flagler County LPHSA Results, 2005

| | |
|---|-------|
| 4.1 Constituency Development | 33.33 |
| 4_1_1 Process for identifying key constituents? | 33.33 |
| 4_1_2 Encourage participation of constituents in improving community health? | 33.33 |
| 4_1_3 Current directory of organizations that comprise the LPHS? | 33.33 |
| 4_1_4 Use communications strategies to strengthen linkages? | 33.33 |
| 4.2 Community Partnerships | 44.44 |
| 4_2_1 Partnerships exist in the community? | 66.67 |
| 4_2_2 Assure establishment of a broad-based community health improvement committee? | 33.33 |
| 4_2_3 Assess the effectiveness of community partnerships? | 33.33 |
| EPHS 5: Develop Policies and Plans | 45.52 |
| 5.1 Governmental Presence at Local Level | 76.42 |
| 5_1_1 Includes a local governmental public health entity? | 95.92 |
| 5_1_2 Assures participation of stakeholders in implementation of community health plan? | 66.67 |
| 5_1_3 Local governing entity (e.g., local board of health) conducts oversight? | |
| 5_1_4 Local governmental public health entity work with the state public health system? | 66.67 |
| 5.2 Public Health Policy Development | 39 |
| 5_2_1 Contribute to the development of public health policies? | 44.5 |
| 5_2_2 Review public health policies at least every two years? | 39.17 |
| 5_2_3 Advocate for the development of prevention and protection policies? | 33.33 |
| 5.3 Community Health Improvement Process | 0 |
| 5_3_1 Established a community health improvement process? | 0 |
| 5_3_2 Developed strategies to address community health objectives? | 0 |
| 5.4 Strategic Planning and Alignment | 66.67 |
| 5_4_1 Each organization in the LPHS conduct a strategic planning process? | 66.67 |
| 5_4_2 Each organization in the LPHS review its organizational strategic plan? | 66.67 |
| 5_4_3 Local governmental public health entity conduct strategic planning activities? | 66.67 |
| EPHS 6: Enforce Laws and Regulations | 75.09 |
| 6.1 Review and Evaluate Laws, Regulations, and Ordinances | 66.67 |

Flagler County LPHSA Results, 2005

| | | |
|--|---|-------|
| 6_1_1 | Identify public health issues addressed through laws, regulations, or ordinances? | 66.67 |
| 6_1_2 | Access to current compilation of laws, regulations, and ordinances? | 66.67 |
| 6_1_3 | Review the public health laws and regulations every 5 years? | 33.33 |
| 6_1_4 | Access to legal counsel? | 100 |
| | | |
| 6.2 | Involvement in Improvement of Laws, Regs and Ordinances | 77.78 |
| 6_2_1 | Identify local public health issues not adequately addressed through existing laws, re | 33.33 |
| 6_2_2 | Participated in the development or modification of laws, regulations or ordinances? | 100 |
| 6_2_3 | Provide technical assistance to legislative, regulatory or advocacy groups? | 100 |
| | | |
| 6.3 | Enforce laws, Regulations and Ordinances | 80.83 |
| 6_3_1 | Authority to enforce public health laws, regulations, or ordinances? | 100 |
| 6_3_2 | Assure enforcement activities are conducted in a timely manner? | 66.67 |
| 6_3_3 | Provide information to individuals and organizations about public health laws, regulat | 90 |
| 6_3_4 | Reviewed the activities of institutions and businesses in the community? | 66.67 |
| | | |
| EPHS 7: Link People to Needed Personal Health Services | | 78.6 |
| | | |
| 7.1 | Identification of Populations with Barriers to System | 100 |
| 7_1_1 | Identify any populations who may encounter barriers? | 100 |
| | | |
| 7.2 | Identifying Personal Health Service Needs of Population | 66.67 |
| 7_2_1 | Defined personal health service needs for all of its catchment areas? | 66.67 |
| 7_2_2 | Assessed the extent personal health services are being provided? | 66.67 |
| 7_2_3 | Identify the personal health services of populations who encounter barriers to person | 66.67 |
| | | |
| 7.3 | Assuring Linkage of People to Personal Health Services | 69.13 |
| 7_3_1 | Assure the provision of needed personal health services? | 67.33 |
| 7_3_2 | Provide outreach and linkage services for the community? | 66.67 |
| 7_3_3 | Initiatives to enroll eligible beneficiaries in state Medicaid or medical assistance prog | 100 |
| 7_3_4 | Assure the coordinated delivery of personal health services? | 45 |
| 7_3_5 | Conducted an analysis of age-specific participation in preventive services? | 66.67 |
| | | |
| EPHS 8: Assure a Competent Workforce | | 79.97 |
| | | |
| 8.1 | Workforce Assessment | 25.56 |
| 8_1_1 | Conduct a workforce assessment within past three years? | 76.67 |

Flagler County LPHSA Results, 2005

| | | |
|---|---|-------|
| 8_1_2 | Gaps within the public and personal health workforce been identified? | 0 |
| 8_1_3 | Results of the workforce assessment disseminated? | 0 |
| | | |
| 8.2 | Public Health Workforce Standards | 95.33 |
| 8_2_1 | Aware of and in compliance with guidelines and/or licensure/certification requirements? | 100 |
| 8_2_2 | Organizations developed written job standards and/or position descriptions? | 100 |
| 8_2_3 | Agency developed job standards and/or position descriptions? | 76.67 |
| 8_2_4 | Organizations conduct performance evaluations? | 100 |
| 8_2_5 | Agency conduct performance evaluations? | 100 |
| | | |
| 8.3 | Continuing Education, Training and Mentoring | 100 |
| 8_3_1 | Identify education and training needs? | 100 |
| 8_3_2 | Local governmental public health entity provide opportunities for personnel to develop? | 100 |
| 8_3_3 | Incentives provided to the workforce to participate in educational and training experiences? | 100 |
| 8_3_4 | Opportunities for interaction between LPHS organization staff and faculty from academic institutions? | 100 |
| | | |
| 8.4 | Public Health Leadership Development | 98.98 |
| 8_4_1 | Promote the development of leadership skills? | 95.92 |
| 8_4_2 | Promote collaborative leadership? | 100 |
| 8_4_3 | Opportunities to provide leadership in areas of expertise or experience? | 100 |
| 8_4_4 | Opportunities to develop community leadership through and mentoring? | 100 |
| | | |
| EPHS 9: Evaluate Effectiveness, Accessibility and Quality | | 27.78 |
| | | |
| 9.1 | Evaluation of Population-Based Services | 33.33 |
| 9_1_1 | Evaluated population-based health services? | 33.33 |
| 9_1_2 | Assess community satisfaction with population-based health services? | 33.33 |
| 9_1_3 | Identify gaps in the provision of population-based health services? | 33.33 |
| 9_1_4 | Use the results of the evaluation in the development of their strategic and operational plans? | 33.33 |
| | | |
| 9.2 | Evaluation of Personal Health Care Services | 0 |
| 9_2_1 | Evaluated personal health services for the community? | 0 |
| 9_2_2 | Specific personal health care services in the community evaluated against established standards? | 0 |
| 9_2_3 | Assess client satisfaction with personal health services? | 0 |
| 9_2_4 | Use information technology to assure quality of personal health services? | 0 |
| 9_2_5 | Use the results of the evaluation in the development of their strategic and operational plans? | 0 |
| | | |

Flagler County LPHSA Results, 2005

| | |
|--|-------|
| 9.3 Evaluation of Local Public Health System | 50 |
| 9_3_1 Identified community organizations or entities that contribute to the delivery of the EF | 66.67 |
| 9_3_2 Evaluation of the LPHS conducted every three to five years? | 66.67 |
| 9_3_3 Linkages and relationships among organizations that comprise the LPHS assessed? | 33.33 |
| 9_3_4 Use results from the evaluation process to guide community health improvements? | 33.33 |
| | |
| EPHS 10: Research for New Insights and Innovative Solutions | 44.44 |
| | |
| 10.1 Fostering Innovation | 33.33 |
| 10_1_1 Encourage staff to develop new solutions to health problems in the community? | 33.33 |
| 10_1_2 Proposed to research organizations one or more public health issues for inclusion in | 33.33 |
| 10_1_3 Identify and/or monitor "best practices" developed by other public health agencies or | 33.33 |
| 10_1_4 Encourage community participation in the development or implementation of research | 33.33 |
| | |
| 10.2 Linkage with Institutions of Higher Learning and Research | 66.67 |
| 10_2_1 Partner with at least one institution of higher learning and/or research organization? | 66.67 |
| 10_2_2 Develop relationships with institutions of higher learning and/or research organization | 66.67 |
| 10_2_3 Encourage proactive interaction between the academic and practice communities? | 66.67 |
| | |
| 10.3 Capacity for Epidemiological, Policy and Service Research | 33.33 |
| 10_3_1 Access to researchers? | 33.33 |
| 10_3_2 Resources to facilitate research within the LPHS? | 33.33 |
| 10_3_3 Plan for the dissemination of research findings to public health colleagues? | 33.33 |
| 10_3_4 Evaluate research activities? | 33.33 |
| | |
| | |
| Average Total Performance Score | 60.41 |