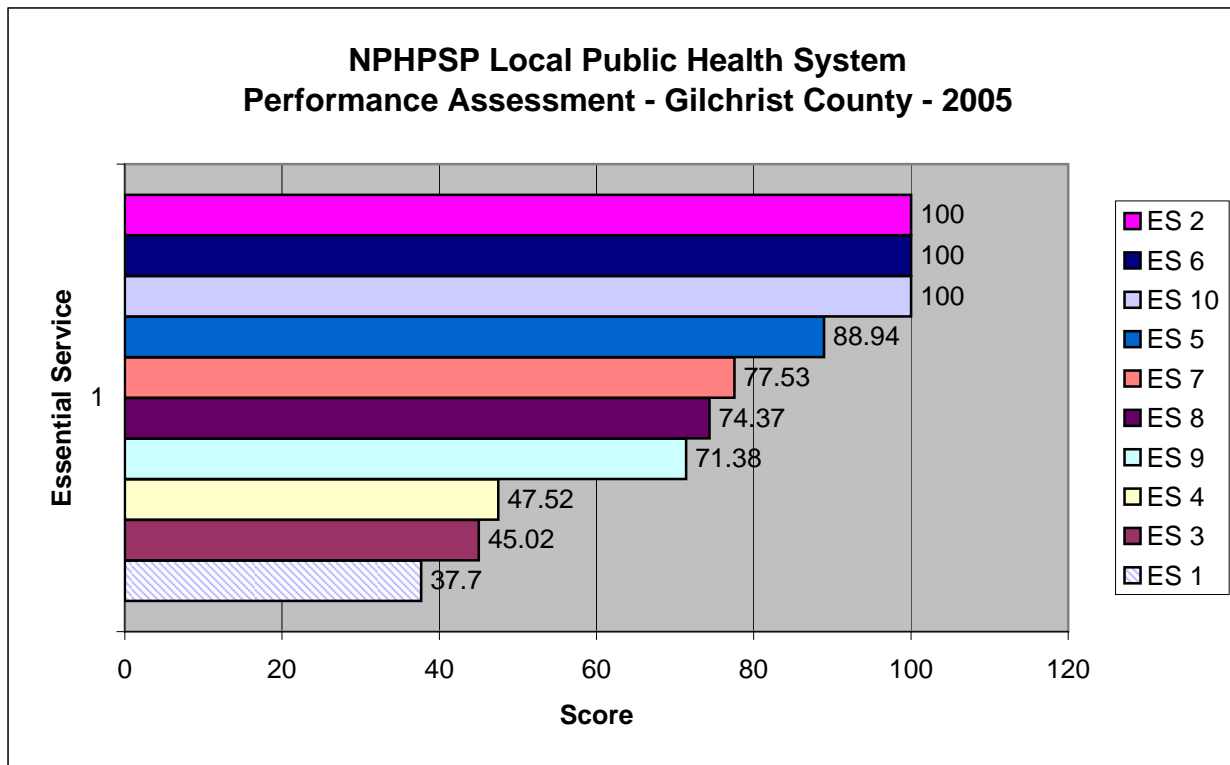


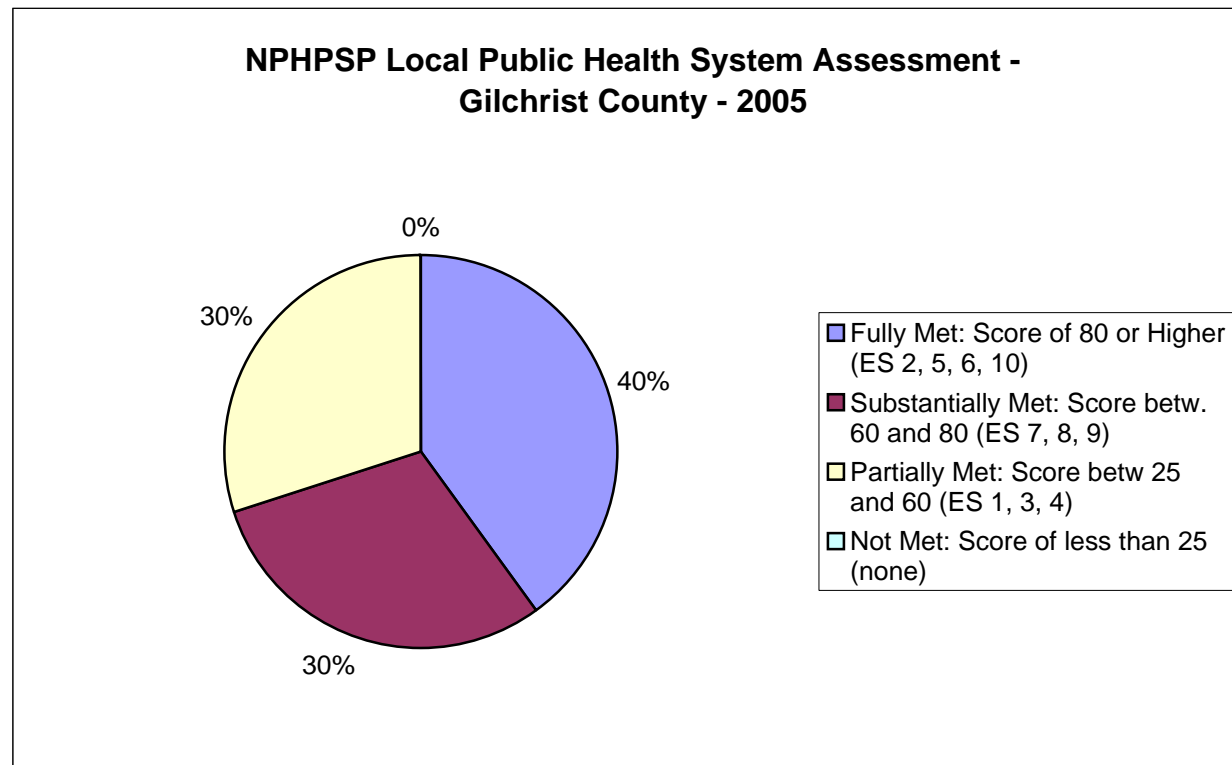
# Gilchrist County LPHSA Results, 2005

|       |       |
|-------|-------|
| ES 1  | 37.7  |
| ES 3  | 45.02 |
| ES 4  | 47.52 |
| ES 9  | 71.38 |
| ES 8  | 74.37 |
| ES 7  | 77.53 |
| ES 5  | 88.94 |
| ES 10 | 100   |
| ES 6  | 100   |
| ES 2  | 100   |



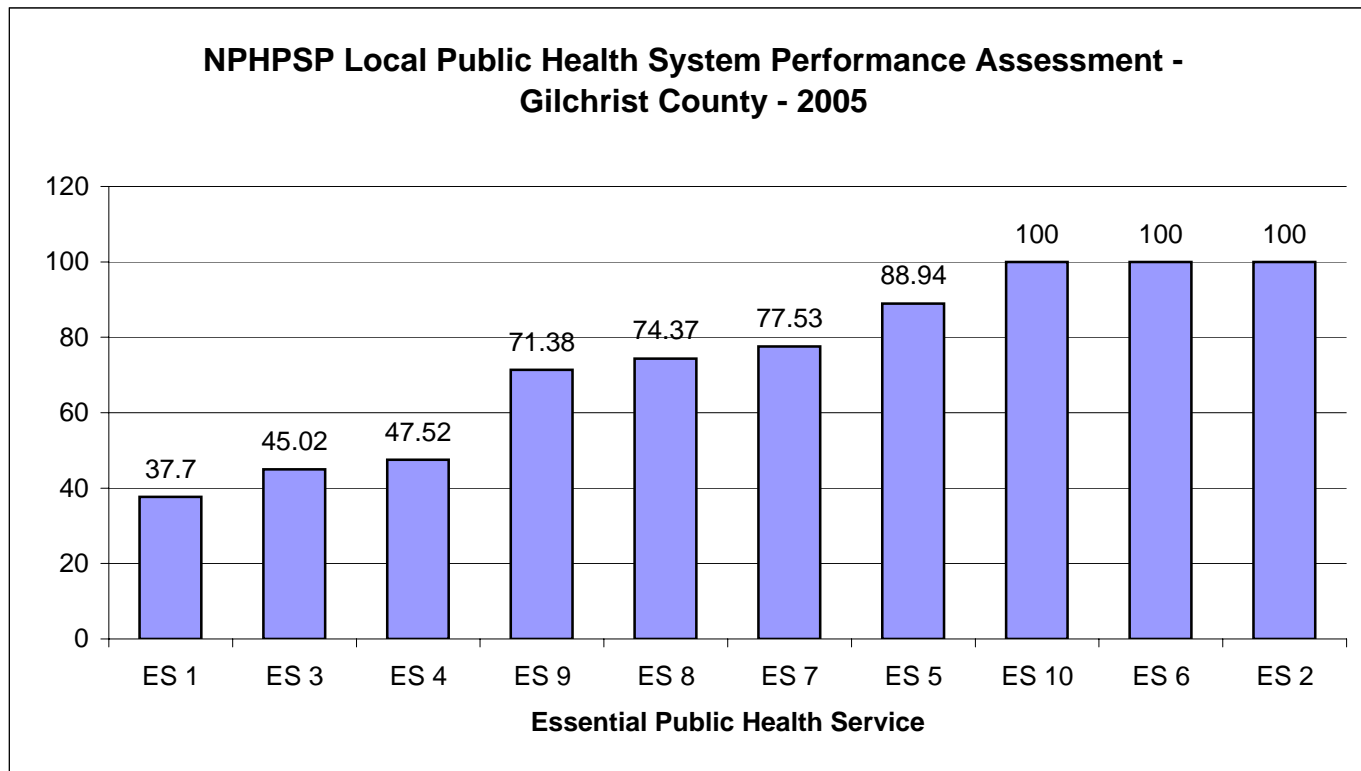
## Gilchrist County LPHSA Results, 2005

|                       |   |
|-----------------------|---|
| Fully Met: Score of 8 | 4 |
| Substantially Met: S  | 3 |
| Partially Met: Score  | 3 |
| Not Met: Score of le  | 0 |



## Gilchrist County LPHSA Results, 2005

|       |       |
|-------|-------|
| ES 1  | 37.7  |
| ES 3  | 45.02 |
| ES 4  | 47.52 |
| ES 9  | 71.38 |
| ES 8  | 74.37 |
| ES 7  | 77.53 |
| ES 5  | 88.94 |
| ES 10 | 100   |
| ES 6  | 100   |
| ES 2  | 100   |



## Gilchrist County LPHSA Results, 2005

| <b>NPHPSP Local Public Health System Assessment - Gilchrist County - 2005</b> |       |
|---|-------|
| Description   |       |
| EPHS 1: Monitor Health Status   | 37.7  |
| 1.1 Population Based Community Health Profile                                 | 24.89 |
| 1_1_1 Conducted community health assessment?                                  | 78.49 |
| 1_1_2 Compile data into community health profile?                             | 0     |
| 1_1_3 Access to community demographic characteristics?                        | 30    |
| 1_1_4 Access to community socioeconomic characteristics?                      | 30    |
| 1_1_5 Access to health resource availability data?                            | 20    |
| 1_1_6 Access to quality of life data for the community?                       | 10    |
| 1_1_7 Access to behavioral risk factors for the community?                    | 30    |
| 1_1_8 Access to community environmental health indicators?                    | 30    |
| 1_1_9 Access to social and mental health data?                                | 0     |
| 1_1_10 Access to maternal and child health data?                              | 30    |
| 1_1_11 Access to death, illness, injury data?                                 | 30    |
| 1_1_12 Access to communicable disease data?                                   | 30    |
| 1_1_13 Access to sentinel events data?  | 30    |
| 1_1_14 Community-wide use of health assessment or CHP data promoted?          | 0     |
| 1.2 Access to and Utilization of Current Technology                           | 13.33 |
| 1_2_1 State-of-the-art technology to support databases?                       | 0     |
| 1_2_2 Access to geocoded health data?   | 0     |
| 1_2_3 Use geographic information systems (GIS)?                               | 0     |
| 1_2_4 Use computer-generated graphics to identify trends and/or compare data? | 66.67 |
| 1_2_5 CHP available in electronic version?                                    | 0     |
| 1.3 Maintenance of Population Health Registries                               | 74.86 |
| 1_3_1 Maintain and/or contribute to one or more population health registries? | 73.06 |
| 1_3_2 Used information from population health registries?                     | 76.67 |
| EPHS 2: Diagnose and Investigate Health Problems                              | 100   |
| 2.1 Identification and Surveillance of Health Threats                         | 100   |
| 2_1_1 Submit timely reportable disease information to state or LPHS?          | 100   |
| 2_1_2 Monitor changes in occurrence of health problems and hazards?           | 100   |
| 2_1_3 Have a comprehensive surveillance system?                               | 100   |

## Gilchrist County LPHSA Results, 2005

|  |       |
|--|-------|
| 2_1_4 Use IT for surveillance?   | 100   |
| 2_1_5 Access to Masters or Doctoral level epidemiologists and/or statisticians?            | 100   |
| 2_1_6 Procedure to alert communities about health threats/disease outbreaks?               | 100   |
|  |       |
| 2.2 Plan for Public Health Emergencies   | 100   |
| 2_2_1 Identified public health disasters and emergencies?                                  | 100   |
| 2_2_2 Have an emergency preparedness and response plan?                                    | 100   |
| 2_2_3 Plan been tested through one or more "mock events" in the past year?                 | 100   |
| 2_2_4 Plan been reviewed or revised within the past two years?                             | 100   |
|  |       |
| 2.3 Investigate and Respond to Public Health Emergencies                                   | 100   |
| 2_3_1 Designated an Emergency Response Coordinator?  | 100   |
| 2_3_2 Have current epidemiological case investigation protocols?                           | 100   |
| 2_3_3 Written protocols for implementing program of source and contact tracing?            | 100   |
| 2_3_4 Roster of response personnel with technical expertise?                               | 100   |
| 2_3_5 Evaluate public health emergency response incidents?                                 | 100   |
|  |       |
| 2.4 Laboratory Support for Investigation of Health Threats                                 | 100   |
| 2_4_1 Access to laboratory services to support investigations?                             | 100   |
| 2_4_2 Access to laboratories capable of meeting routine diagnostic and surveillance needs? | 100   |
| 2_4_3 Documentation that laboratories are licensed and/or credentialed?                    | 100   |
| 2_4_4 Current guidelines or protocols for handling laboratory samples?                     | 100   |
|  |       |
| EPHS 3: Inform, Educate, and Empower People  | 45.02 |
|  |       |
| 3.1 Health Education   | 39.75 |
| 3_1_1 Information on community health to public and policy leaders?                        | 63.4  |
| 3_1_2 Use media to communicate health information?   | 31.67 |
| 3_1_3 Sponsor health education programs?   | 63.94 |
| 3_1_4 Assessed public health education activities?   | 0     |
|  |       |
| 3.2 Health Promotion Activities  | 50.28 |
| 3_2_1 Implemented health promotion activities?   | 100   |
| 3_2_2 Collaborative networks for health promotion established?                             | 50.83 |
| 3_2_3 Assessed health promotion activities?  | 0     |
|  |       |
| EPHS 4: Mobilize Community Partnerships  | 47.52 |

## Gilchrist County LPHSA Results, 2005

|   |       |
|---|-------|
| 4.1 Constituency Development  | 69.48 |
| 4_1_1 Process for identifying key constituents?   | 66.67 |
| 4_1_2 Encourage participation of constituents in improving community health?            | 39.25 |
| 4_1_3 Current directory of organizations that comprise the LPHS?                        | 100   |
| 4_1_4 Use communications strategies to strengthen linkages?                             | 72    |
| 4.2 Community Partnerships  | 25.56 |
| 4_2_1 Partnerships exist in the community?  | 76.67 |
| 4_2_2 Assure establishment of a broad-based community health improvement committee?     | 0     |
| 4_2_3 Assess the effectiveness of community partnerships?                               | 0     |
| EPHS 5: Develop Policies and Plans  | 88.94 |
| 5.1 Governmental Presence at Local Level  | 75.96 |
| 5_1_1 Includes a local governmental public health entity?                               | 94.56 |
| 5_1_2 Assures participation of stakeholders in implementation of community health plan? | 33.33 |
| 5_1_3 Local governing entity (e.g., local board of health) conducts oversight?          |       |
| 5_1_4 Local governmental public health entity work with the state public health system? | 100   |
| 5.2 Public Health Policy Development  | 85.61 |
| 5_2_1 Contribute to the development of public health policies?                          | 86    |
| 5_2_2 Review public health policies at least every two years?                           | 70.83 |
| 5_2_3 Advocate for the development of prevention and protection policies?               | 100   |
| 5.3 Community Health Improvement Process  | 94.19 |
| 5_3_1 Established a community health improvement process?                               | 99.26 |
| 5_3_2 Developed strategies to address community health objectives?                      | 89.11 |
| 5.4 Strategic Planning and Alignment  | 100   |
| 5_4_1 Each organization in the LPHS conduct a strategic planning process?               | 100   |
| 5_4_2 Each organization in the LPHS review its organizational strategic plan?           | 100   |
| 5_4_3 Local governmental public health entity conduct strategic planning activities?    | 100   |
| EPHS 6: Enforce Laws and Regulations  | 100   |
| 6.1 Review and Evaluate Laws, Regulations, and Ordinances                               | 100   |

## Gilchrist County LPHSA Results, 2005

|  |   |       |
|--|---|-------|
| 6_1_1  | Identify public health issues addressed through laws, regulations, or ordinances?         | 100   |
| 6_1_2  | Access to current compilation of laws, regulations, and ordinances?                       | 100   |
| 6_1_3  | Review the public health laws and regulations every 5 years?                              | 100   |
| 6_1_4  | Access to legal counsel?  | 100   |
|  |   |       |
| 6.2  | Involvement in Improvement of Laws, Regs and Ordinances                                   | 100   |
| 6_2_1  | Identify local public health issues not adequately addressed through existing laws, re    | 100   |
| 6_2_2  | Participated in the development or modification of laws, regulations or ordinances?       | 100   |
| 6_2_3  | Provide technical assistance to legislative, regulatory or advocacy groups?               | 100   |
|  |   |       |
| 6.3  | Enforce laws, Regulations and Ordinances  | 100   |
| 6_3_1  | Authority to enforce public health laws, regulations, or ordinances?                      | 100   |
| 6_3_2  | Assure enforcement activities are conducted in a timely manner?                           | 100   |
| 6_3_3  | Provide information to individuals and organizations about public health laws, regulat    | 100   |
| 6_3_4  | Reviewed the activities of institutions and businesses in the community?                  | 100   |
|  |   |       |
| EPHS 7: Link People to Needed Personal Health Services |   | 77.53 |
|  |   |       |
| 7.1  | Identification of Populations with Barriers to System                                     | 88.33 |
| 7_1_1  | Identify any populations who may encounter barriers?                                      | 88.33 |
|  |   |       |
| 7.2  | Identifying Personal Health Service Needs of Population                                   | 65.89 |
| 7_2_1  | Defined personal health service needs for all of its catchment areas?                     | 66.67 |
| 7_2_2  | Assessed the extent personal health services are being provided?                          | 66.67 |
| 7_2_3  | Identify the personal health services of populations who encounter barriers to person     | 64.33 |
|  |   |       |
| 7.3  | Assuring Linkage of People to Personal Health Services                                    | 78.37 |
| 7_3_1  | Assure the provision of needed personal health services?                                  | 64.33 |
| 7_3_2  | Provide outreach and linkage services for the community?                                  | 66.67 |
| 7_3_3  | Initiatives to enroll eligible beneficiaries in state Medicaid or medical assistance prog | 100   |
| 7_3_4  | Assure the coordinated delivery of personal health services?                              | 60.83 |
| 7_3_5  | Conducted an analysis of age-specific participation in preventive services?               | 100   |
|  |   |       |
| EPHS 8: Assure a Competent Workforce                   |   | 74.37 |
|  |   |       |
| 8.1  | Workforce Assessment  | 0     |
| 8_1_1  | Conduct a workforce assessment within past three years?                                   | 0     |

## Gilchrist County LPHSA Results, 2005

|   |   |       |
|---|---|-------|
| 8_1_2   | Gaps within the public and personal health workforce been identified?                                 | 0     |
| 8_1_3   | Results of the workforce assessment disseminated?   | 0     |
|   |   |       |
| 8.2   | Public Health Workforce Standards   | 100   |
| 8_2_1   | Aware of and in compliance with guidelines and/or licensure/certification requirements?               | 100   |
| 8_2_2   | Organizations developed written job standards and/or position descriptions?                           | 100   |
| 8_2_3   | Agency developed job standards and/or position descriptions?  | 100   |
| 8_2_4   | Organizations conduct performance evaluations?  | 100   |
| 8_2_5   | Agency conduct performance evaluations?   | 100   |
|   |   |       |
| 8.3   | Continuing Education, Training and Mentoring  | 100   |
| 8_3_1   | Identify education and training needs?  | 100   |
| 8_3_2   | Local governmental public health entity provide opportunities for personnel to develop?               | 100   |
| 8_3_3   | Incentives provided to the workforce to participate in educational and training experiences?          | 100   |
| 8_3_4   | Opportunities for interaction between LPHS organization staff and faculty from academic institutions? | 100   |
|   |   |       |
| 8.4   | Public Health Leadership Development  | 97.5  |
| 8_4_1   | Promote the development of leadership skills?   | 100   |
| 8_4_2   | Promote collaborative leadership?   | 90    |
| 8_4_3   | Opportunities to provide leadership in areas of expertise or experience?                              | 100   |
| 8_4_4   | Opportunities to develop community leadership through and mentoring?                                  | 100   |
|   |   |       |
| EPHS 9: Evaluate Effectiveness, Accessibility and Quality |   | 71.38 |
|   |   |       |
| 9.1   | Evaluation of Population-Based Services   | 100   |
| 9_1_1   | Evaluated population-based health services?   | 100   |
| 9_1_2   | Assess community satisfaction with population-based health services?                                  | 100   |
| 9_1_3   | Identify gaps in the provision of population-based health services?                                   | 100   |
| 9_1_4   | Use the results of the evaluation in the development of their strategic and operational plans?        | 100   |
|   |   |       |
| 9.2   | Evaluation of Personal Health Care Services   | 89.13 |
| 9_2_1   | Evaluated personal health services for the community?   | 100   |
| 9_2_2   | Specific personal health care services in the community evaluated against established standards?      | 90.67 |
| 9_2_3   | Assess client satisfaction with personal health services?   | 90    |
| 9_2_4   | Use information technology to assure quality of personal health services?                             | 65    |
| 9_2_5   | Use the results of the evaluation in the development of their strategic and operational plans?        | 100   |
|   |   |       |



## Gilchrist County LPHSA Results, 2005

|  |       |
|--|-------|
| 9.3 Evaluation of Local Public Health System   | 25    |
| 9_3_1 Identified community organizations or entities that contribute to the delivery of the EF | 100   |
| 9_3_2 Evaluation of the LPHS conducted every three to five years?                              | 0     |
| 9_3_3 Linkages and relationships among organizations that comprise the LPHS assessed?          | 0     |
| 9_3_4 Use results from the evaluation process to guide community health improvements?          | 0     |
|  |       |
| EPHS 10: Research for New Insights and Innovative Solutions                                    | 100   |
|  |       |
| 10.1 Fostering Innovation  | 100   |
| 10_1_1 Encourage staff to develop new solutions to health problems in the community?           | 100   |
| 10_1_2 Proposed to research organizations one or more public health issues for inclusion in    | 100   |
| 10_1_3 Identify and/or monitor "best practices" developed by other public health agencies or   | 100   |
| 10_1_4 Encourage community participation in the development or implementation of research      | 100   |
|  |       |
| 10.2 Linkage with Institutions of Higher Learning and Research                                 | 100   |
| 10_2_1 Partner with at least one institution of higher learning and/or research organization?  | 100   |
| 10_2_2 Develop relationships with institutions of higher learning and/or research organization | 100   |
| 10_2_3 Encourage proactive interaction between the academic and practice communities?          | 100   |
|  |       |
| 10.3 Capacity for Epidemiological, Policy and Service Research                                 | 100   |
| 10_3_1 Access to researchers?  | 100   |
| 10_3_2 Resources to facilitate research within the LPHS?                                       | 100   |
| 10_3_3 Plan for the dissemination of research findings to public health colleagues?            | 100   |
| 10_3_4 Evaluate research activities?   | 100   |
|  |       |
|  |       |
| Average Total Performance Score  | 74.25 |