2010 Community Health Assessment Survey

Topic: Current Participation

Has your CHD participated within the last three years or are you currently participating in a community health improvement process?

Related Standards:

NPHPSP: 5.3.1 An established community health improvement process in place

National Accreditation:

Standard 5.3 Conduct a health improvement planning process

Measure 5.3.1 Conduct a health improvement process that includes broad participation from the community

Measure 5.3.2 Produce a health improvement plan as a result of the community health improvement process

Measure 5.3.3 Implement elements and strategies of the health improvement plan in partnership with others

Measure 5.3.4 Establish a monitoring system to track progress on strategies and health improvement in order to revise plan as needed

DOH Community Health Improvement:

Standard 1.1 Utilizes a systematic process for community health improvement planning

CHDs Participating in Community Health Improvement During the Past Three Years

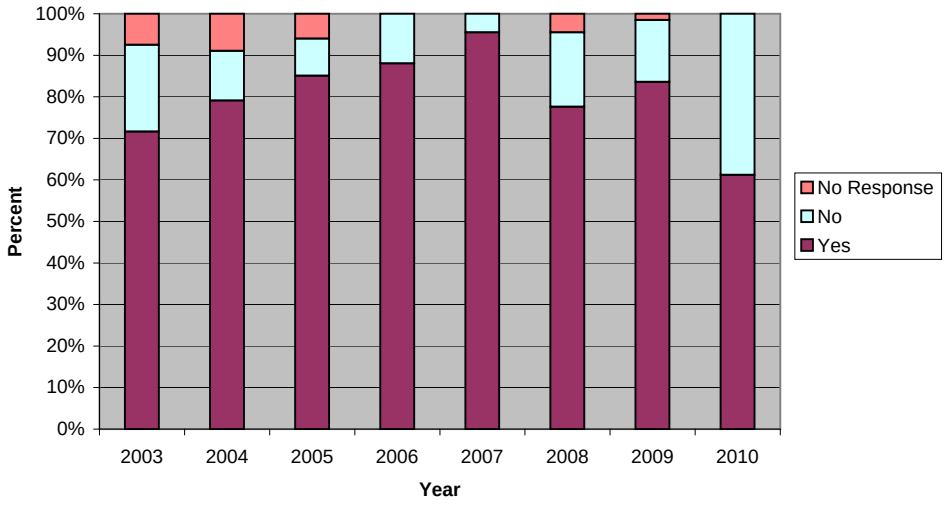

Leon County Response: Yes

Number and Percent of CHDs Participating in Community Health Improvement

Statewide Response	Yes		No		No Response	
	No. of CHDs	Percent	No. of CHDs	Percent	No. of CHDs	Percent
2003	48	72%	14	21%	5	7%
2004	53	79%	8	12%	6	9%
2005	57	85%	6	9%	4	6%
2006	59	88%	8	12%	0	0%
2007	64	96%	3	4%	0	0%
2008	52	78%	12	18%	3	4%
2009	56	84%	10	15%	1	1%
2010	41	61%	26	39%	0	0%

2010 Community Health Improvement Survey

Topic: CHD Leadership Role

What is your CHD's role in the community health improvement process?

Related Standards:

NPHPSP: 4.1 Constituency Development
4.1.1 Process for identifying key constituents or stakeholders
4.1.2 Encourage participation of constituents in improving community health

National Accreditation:
Standard 4.1 Engage the Public Health System and Community in Comprehensive Planning

DOH Community Health Improvement:
1B. Organizes effective partnerships that include diverse memberships, a vision, and partnerships management processes

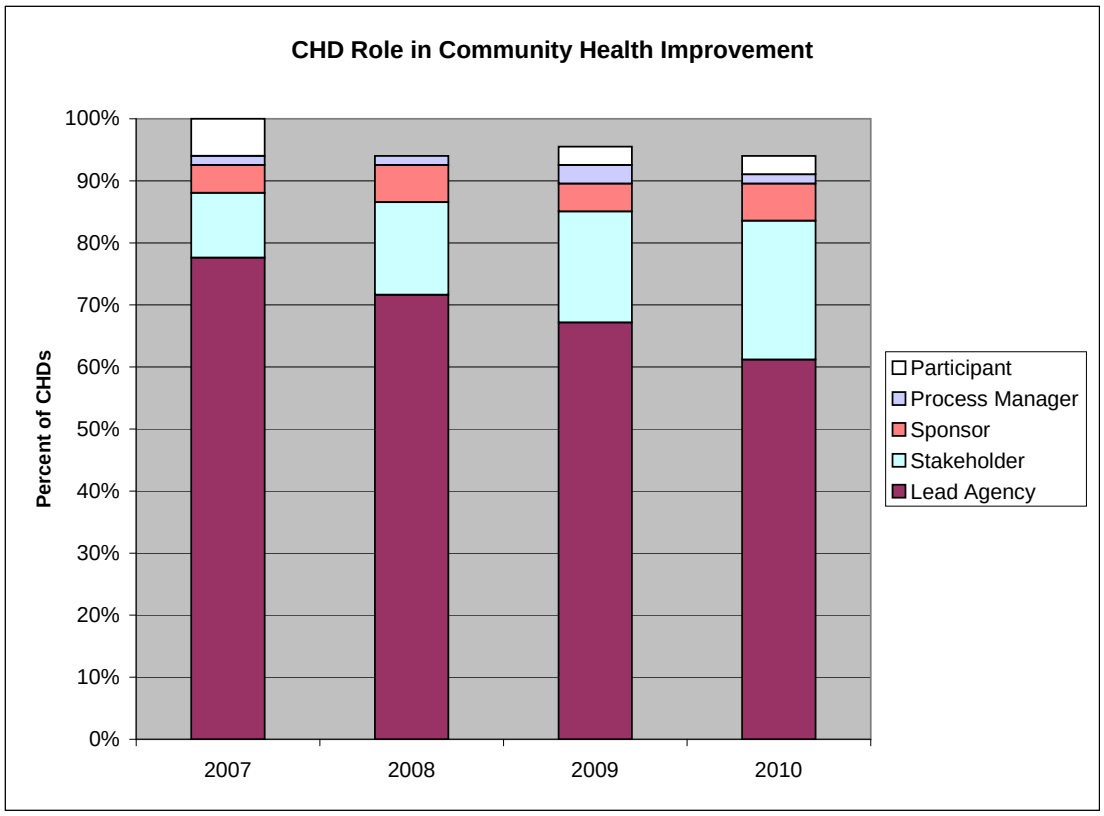

Statewide Response	Lead Agency		Stakeholder		Sponsor		Process Manager		Participant		Blank/Not Applicable	Total
	Number of CHDs	Percent	Number of CHDs	Percent	Number of CHDs	Percent	Number of CHDs	Percent	Number of CHDs	Percent	Number of CHDs	Percent
2003	32	48%		0%		0%		0%		0%		0%
2004	28	42%		0%		0%		0%		0%		0%
2005	48	72%		0%		0%		0%		0%		0%
2006	51	76%		0%		0%		0%		0%		0%
2007	52	78%	7	10%	3	4%	1	1%	4	6%	0	0%
2008	48	72%	10	15%	4	6%	1	1%	0	0%	4	6%
2009	45	67%	12	18%	3	4%	2	3%	2	3%	3	4%
2010	41	61%	15	22%	4	6%	1	1%	2	3%	4	6%

(data from 2003 - 2006 is not comparable)

Leon County Response: Lead Agency

2010 Community Health Improvement Survey

Topic: Community Health Assessment Models

What community health improvement models or tools are currently used at your CHD?

Related Standards:

NPHPSP: 5.3.1.1 Community health improvement process use of established tool such as MAPP or PACE-EH

Accreditation: Standard 5.3 Conduct a health Improvement Planning Process

DOH Community Health Improvement:

Implements a community health assessment process that includes

1A1. Identification of community themes (issues) and strengths

1A2. Assessment of the local public health system

1A3. Assessment of community health status resulting in the development of a community health profile document

1A4. Identification of potential forces of change (threats and opportunities)

Models of Community Health Assessment in Use

CHDs May Use More Than One Model

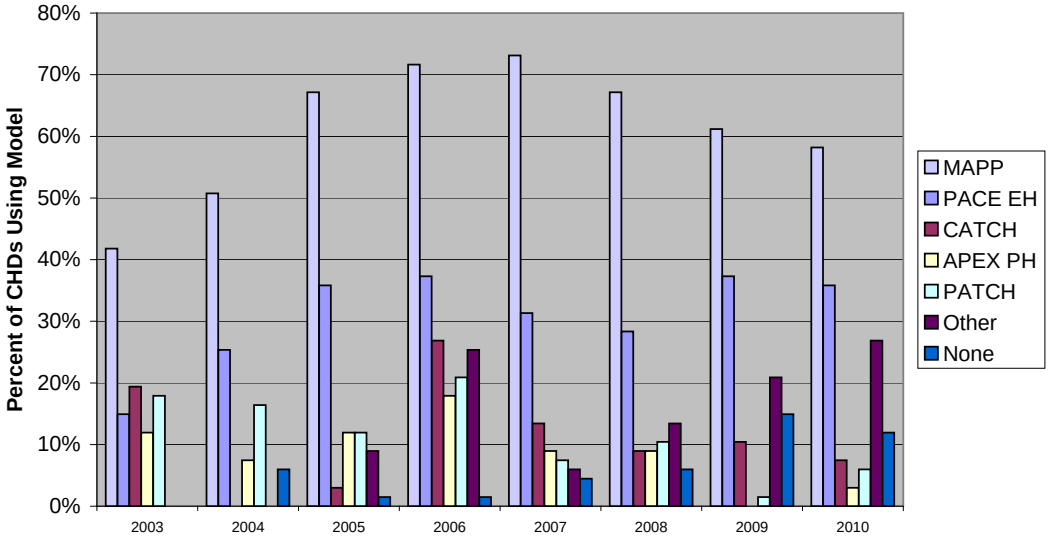

CHDs may be using more than one community health assessment model.

Statewide Responses	2003		2004		2005		2006		2007		2008		2009		2010	
Models in Use	No. of CHDs	%	No. of CHDs	%	No. of CHDs	%	No. of CHDs	%	No. of CHDs	%	No. of CHDs	%	No. of CHDs	%	No. of CHDs	%
MAPP	28	42%	34	51%	45	67%	48	72%	49	73%	45	67%	41	61%	39	58%
PACE EH	10	15%	17	25%	24	36%	25	37%	21	31%	19	28%	25	37%	24	36%
CATCH	13	19%	0	0%	2	3%	18	27%	9	13%	6	9%	7	10%	5	7%
APEX PH	8	12%	5	7%	8	12%	12	18%	6	9%	6	9%	0	0%	2	3%
PATCH	12	18%	11	16%	8	12%	14	21%	5	7%	7	10%	1	1%	4	6%
Other	0	0%	0	0%	6	9%	17	25%	4	6%	9	13%	14	21%	18	27%
None	0	0%	4	6%	1	1%	1	1%	3	4%	4	6%	10	15%	8	12%
HPHC	0	0%	22	33%	20	30%	26	39%	34	51%	44	66%	(not asked)	(not asked)	(not asked)	(not asked)
Unknown	6	9%	3	4%	2	3%	3	4%	3	4%	0	0%	0	0%	(not asked)	(not asked)

Descriptive Names

MAPP	Mobilizing for Action through Planning and Partnerships
PACE EH	Protocol for Assessing Community Excellence in Environmental Health
CATCH	Comprehensive Assessment for Tracking Community Health
APEX PH	Assessment Protocol for Excellence in Public Health
PATH	Planned Approach to Community Health
HPHC	Healthy People, Healthy Communities

Leon County Response: CDC Change Assessment

2010 Community Health Improvement Survey

What assets does the CHDs community health improvement process include?

Related Standards:
NPHPSP: 5.3.3 CHD conducts a strategic planning process
Accreditation: Standard 5.2 Engage in local health department strategic planning
DOH Community Health Improvement:
1D. Demonstrates linkage of strategic plan with community health improvement planning

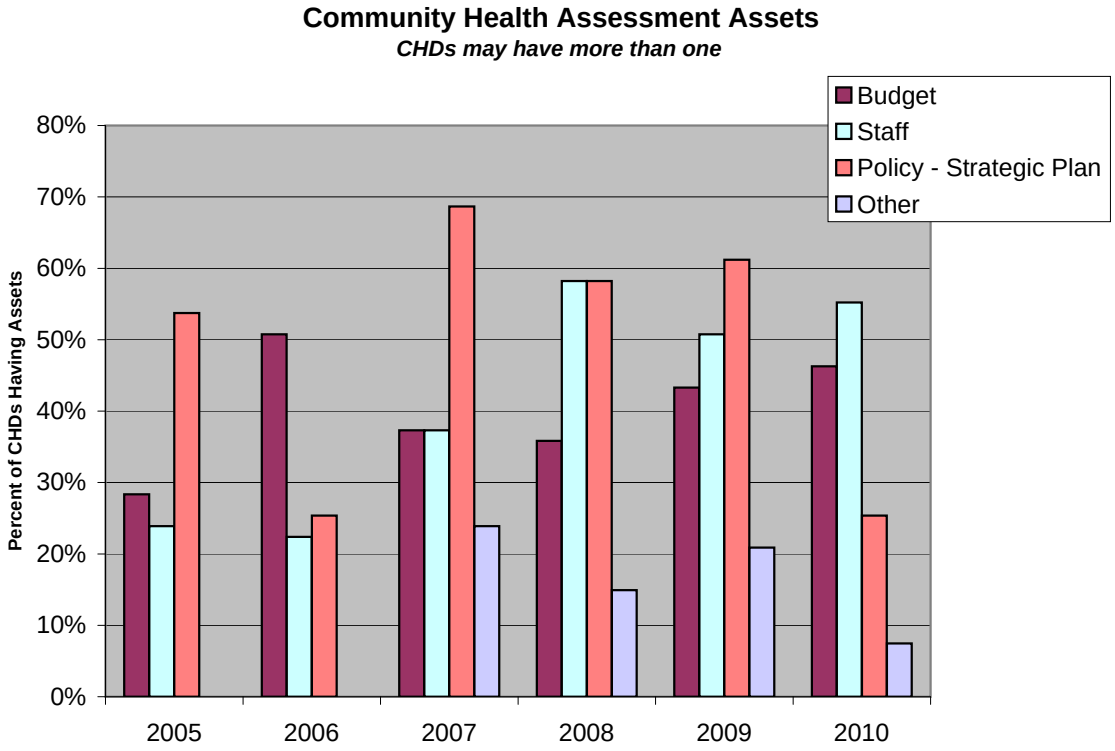

Assets	Budget		Dedicated Staff		Written Policy-Strategic Plan		Other	
Statewide Responses	No. of CHDs	%	No. of CHDs	%	No. of CHDs	%	No. of CHDs	%
2005	19	28%	16	24%	36	54%	0	0%
2006	34	51%	15	22%	17	25%	0	0%
2007	25	37%	25	37%	46	69%	16	24%
2008	24	36%	39	58%	39	58%	10	15%
2009	29	43%	34	51%	41	61%	14	21%
2010	31	46%	37	55%	17	25%	5	7%

Leon County Response: Budget, Staff & Written Policy

2010 Community Health Improvement Survey

Topic: Staff Dedication

How many staff (FTE) are dedicated to your community health improvement process?

Related Standards:

Accreditation: Part A - Administrative Capacity and Governance
Standard A1: Provide infrastructure for public health services

CHDs with FTE Devoted to Community Health Improvement

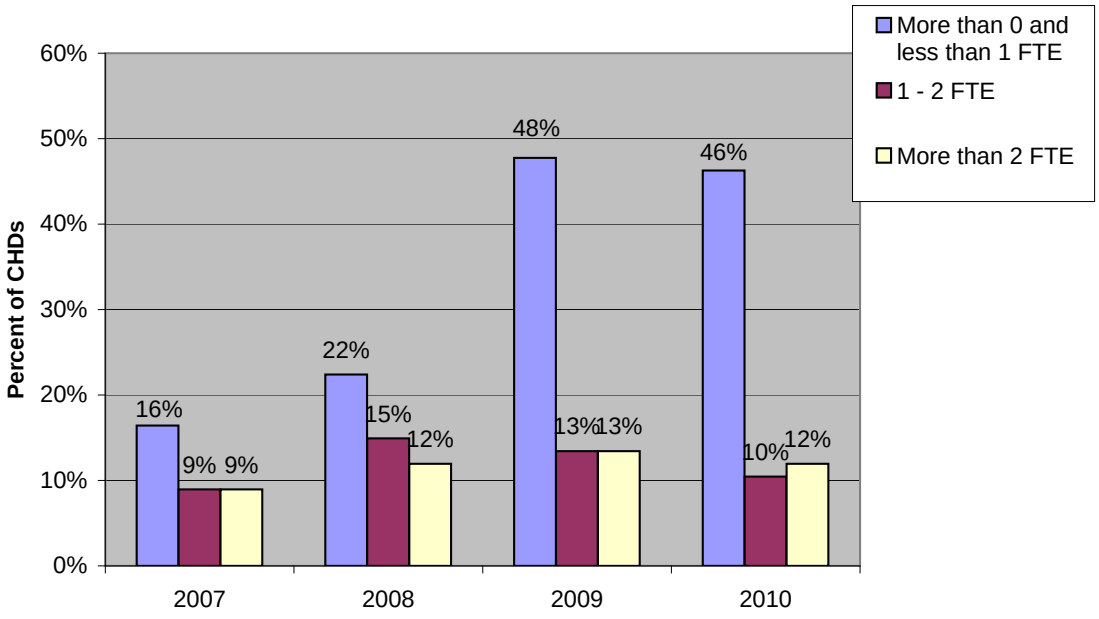

Number of CHDs by FTE Devoted to Community Health Assessment

Statewide Responses	2007		2008		2009		2010	
	Number of CHDs	Percent	Number of CHDs	Percent	Number of CHDs	Percent	Number of CHDs	Percent
More than 0 and less than 1 FTE	11	16%	15	22%	32	48%	31	46%
1 - 2 FTE	6	9%	10	15%	9	13%	7	10%
More than 2 FTE	6	9%	8	12%	9	13%	8	12%
Approximate Statewide Total FTE	35.15	n/a	54.7	n/a	63	n/a	71	n/a

Leon County Response: 1.0 to 1.9 FTEs

2010 Community Health Improvement Survey

What unit coordinates your community health improvement activities?

Related Standards:

NPHPSP: 5.3.3.1 CHD reviews its organizational strategic plan to determine how it can best be aligned with the community health improvement process

Accreditation: Part A - Administrative Capacity and Governance
Standard A1 Provide infrastructure for public health services

Coordinating Unit for Community Health Assessment Activities

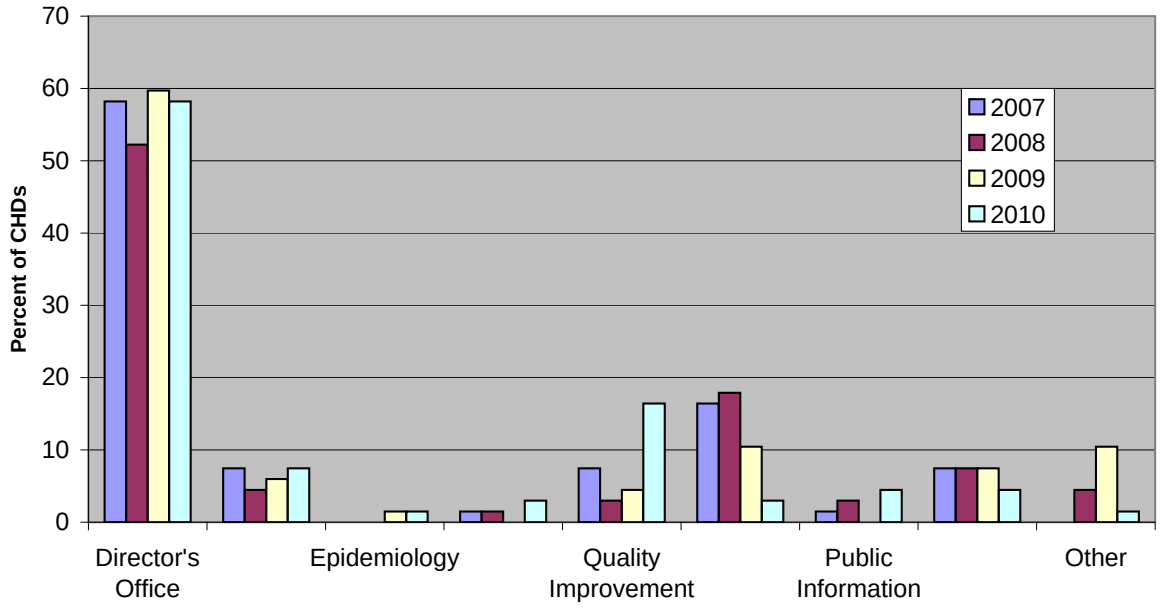

Coordinating Units for Community Health Assessment Activities

Statewide Responses	2007		2008		2009		2010	
	Number of CHDs	Percent	Number of CHDs	Percent	Number of CHDs	Percent	Number of CHDs	Percent
Director's Office	39	58	35	52	40	60	39	58
Nursing	5	7	3	4	4	6	5	7
Epidemiology	not asked		not asked		1	1	1	1
Environmental Health	1	1	1	1	0	0	1	3
Quality Improvement	5	7	2	3	3	4	2	16
Health Education	11	16	12	18	7	10	11	3
Public Information	1	1	2	3	0	0	2	4
Community Health	5	7	5	7	5	7	3	4
Other	0	0	3	4	6	10	3	1
Total	67	100	63	94	66	100	67	100

Leon County Response: Health Education/Promotion

2010 Community Health Improvement Survey

What is the status of your CHD's strategic plan?

Related Standards:

NPHPSP: 5.3.3 CHD conducts a strategic planning process

Accreditation: Standard 5.2 Engage in local health department strategic planning
Measure 5.2.1 Conduct a strategic planning process
Measure 5.2.2 Produce a strategic plan
Measure 5.2.3 Implement the strategic plan
Measure 5.2.4 Review and update the strategic plan

DOH Community Health Improvement:

1D. Demonstrates linkage of strategic plan with community health improvement planning

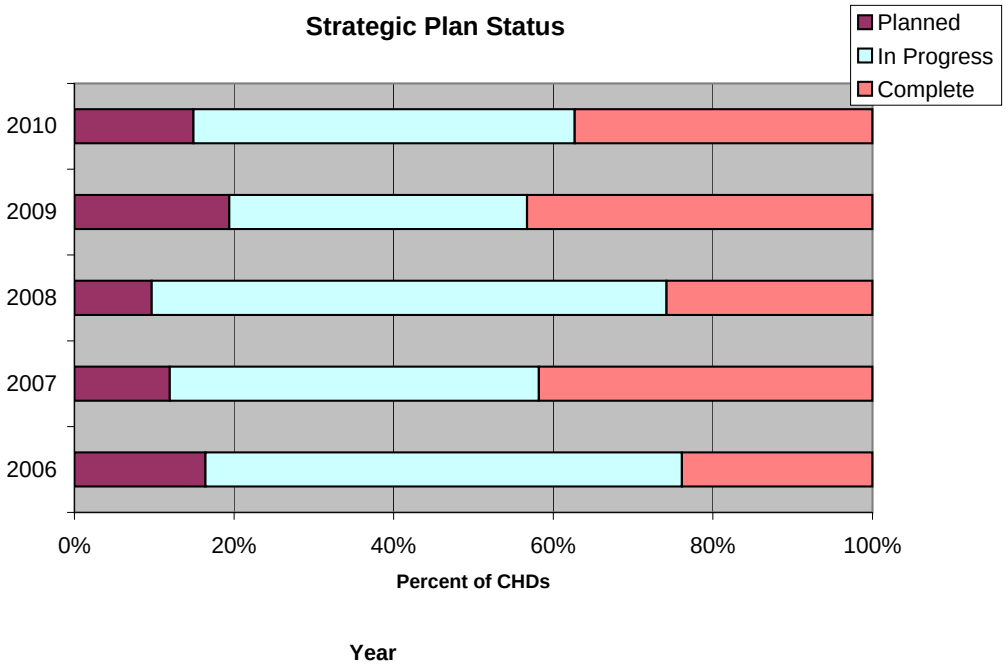

Strategic Plan Status

Statewide Response	2006		2007		2008		2009		2010	
	Number of CHDs	Percent	Number of CHDs	Percent	Number of CHDs	Percent	Number of CHDs	Percent	Number of CHDs	Percent
Planned	11	16	8	12	6	10	13	19	10	15
In Progress	40	60	31	46	40	65	25	37	32	48
Complete	16	24	28	42	16	26	28	43	25	37
Total	67	100	67	100	62	100	67	100	67	100

Leon County Response: In Progress

2010 Community Health Improvement Survey

Do the issues in your CHD's strategic plan align with some of the community-identified issues?

Related Standards:

NPHPSP:

5.3.3.1 CHD reviews its organizational strategic plan to determine how it can best be aligned the community health improvement process

Accreditation:

Measure 5.2.1 Conduct a strategic planning process (documentation: cross reference to community health improvement plan or quality improvement plan)

DOH Community Health Improvement:

1D. Demonstrates linkage of strategic plan with community health improvement planning

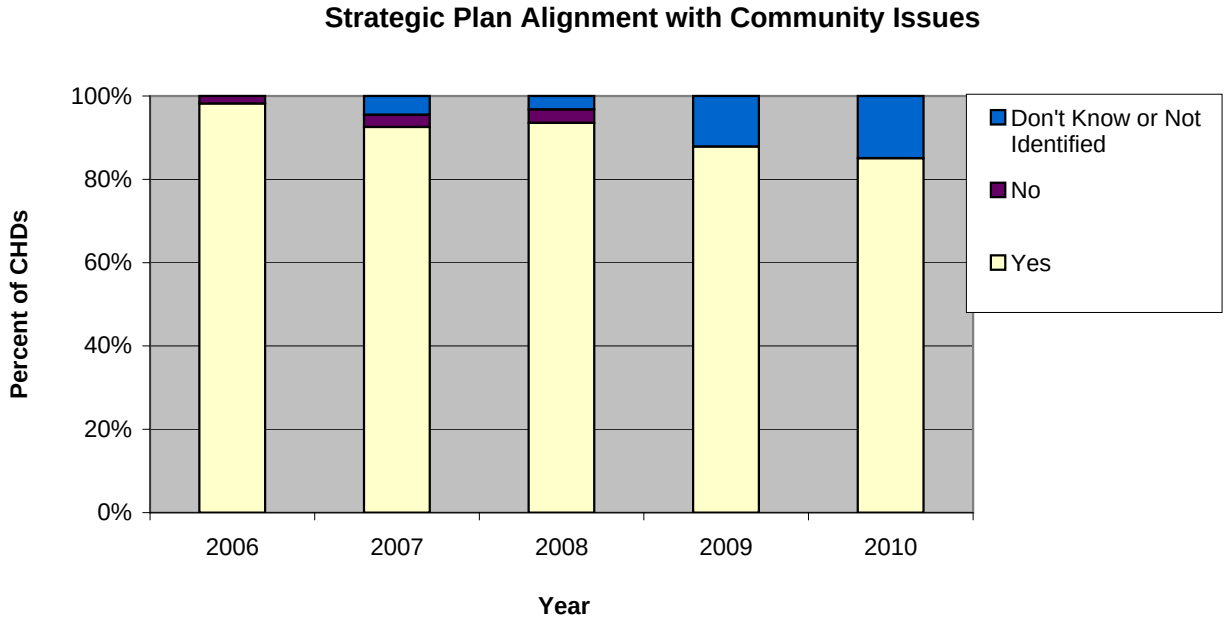

Strategic Plan Alignment with Community Issues

Statewide Responses	Yes	Percent Yes	No	Percent No	Don't Know / Have not identified priorities	Percent Don't Know / Have not identified priorities	Total No. of Responses
2006	55	98	1	2	0	0	57
2007	62	93	2	3	3	4	67
2008	58	94	2	3	2	3	62
2009	58	88	0	0	8	12	66
2010	57	85	0	0	10	15	67

Leon County Response: Yes

2010 Community Health Improvement Survey

What is the status of the Community Health improvement process?

Related Standards:

NPHPSP:

4.2.1 Partnerships exist in the community to maximize public health improvement activities (organize for success)
5.3.1.2 Broad participation in the community health improvement process (organize for success, visioning)
5.3.1.3 Process includes information from community health assessments (health status assessment)
5.3.1.4 Process includes issues and themes identified by the community (community themes, strengths, forces of change)
5.3.1.5 Process includes identification of community assets and resources (local public health system assessment)
5.3.1.6 Process includes priorization of community health issues (identify strategic issues)
5.3.1.7 Process includes development of measurable health objectives (implement action cycle)

Accreditation:

Standard 4.1 Engage the public health system and the community in comprehensive planning
Measure 4.1.1 Recruit governing entity members, stakeholders, community partners and the public to participate in a community
Measure 4.1.3 Establish and suppor planning process to improve health
Standard 4.2 Engage the community to promote policies to improve the public's health
Standard 4.2.1 Disseminate results of community health assessments to community (assess community themes and strengths, forces of change, local public health system, community health status)
Standard 5.3.1 Conduct a health improvement process that includes broad participation from the community
Standard 5.3.2 Produce a health improvement plan as a result of the community health improvement process (assessments, strategic issues, action plan)
Standard 5.3.3 Implement elements and strategies of the health improvement plan in partnership with others (action cycle)
Standard 5.3.4 Establish a monitoring system to track progress on strategies and health improvement in order to revise, update plan as needed (action cycle, evaluation)

DOH Community Health Improvement:

Implements a community health assessment process that includes
1A1. Identification of community themes (issues) and strengths
1A2. Assessment of the local public health system
1A3. Assessment of community health status resulting in the development of a community health profile document
1A4. Identification of potential forces of change (threats and opportunities)

Completed Phases of the Community Health Improvement Cycle, 2010

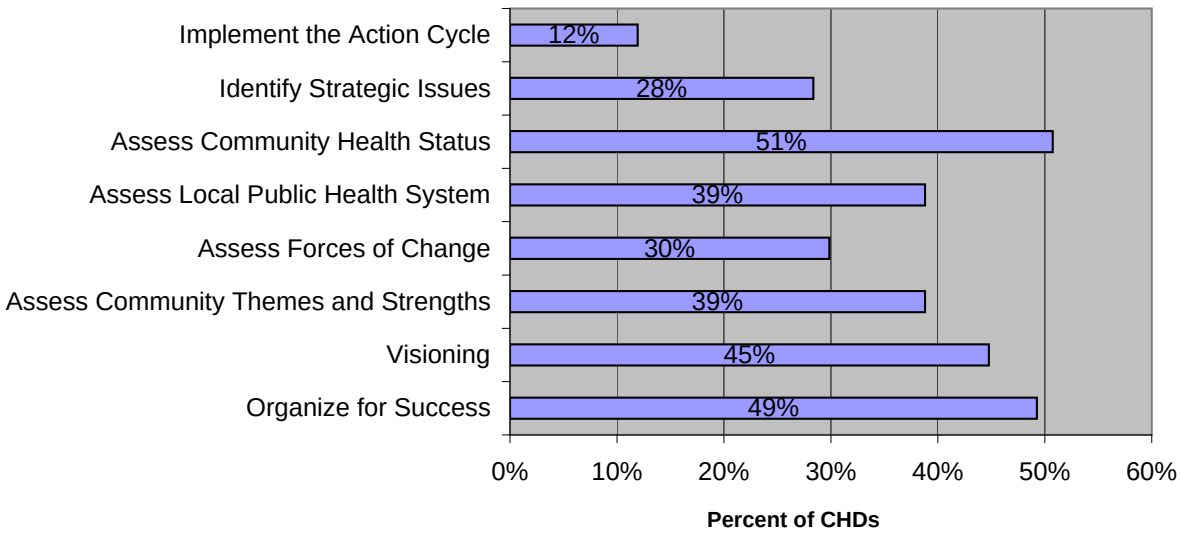

2010 Community Health Improvement Survey

What is the status of the Community Health improvement process?

Percent of CHDs by the Completed Phases of the Community Health Improvement Cycle

Status	2005	Count	2006	Count	2007	Count	2008	Count	2009	Count	2010	Count	Leon County Response
	Percent		Percent		Percent		Percent		Percent		Percent		
Organize for Success	31%	21	39%	26	42%	28	42%	28	48%	32	49%	33	In Progress
Visioning	24%	16	31%	21	40%	27	48%	32	52%	35	45%	30	In Progress
Assess Community Themes and Strengths	25%	17	46%	31	43%	29	42%	28	48%	32	39%	26	In Progress
Assess Forces of Change	16%	11	24%	16	34%	23	31%	21	36%	24	30%	20	Planned
Assess Local Public Health System	70%	47	48%	32	51%	34	51%	34	52%	35	39%	26	Complete
Assess Community Health Status	28%	19	34%	23	51%	34	49%	33	51%	34	51%	34	Complete
Identify Strategic Issues	18%	12	22%	15	27%	18	28%	19	42%	28	28%	19	Complete
Implement the Action Cycle	6%	4	10%	7	13%	9	16%	11	16%	11	12%	8	In Progress

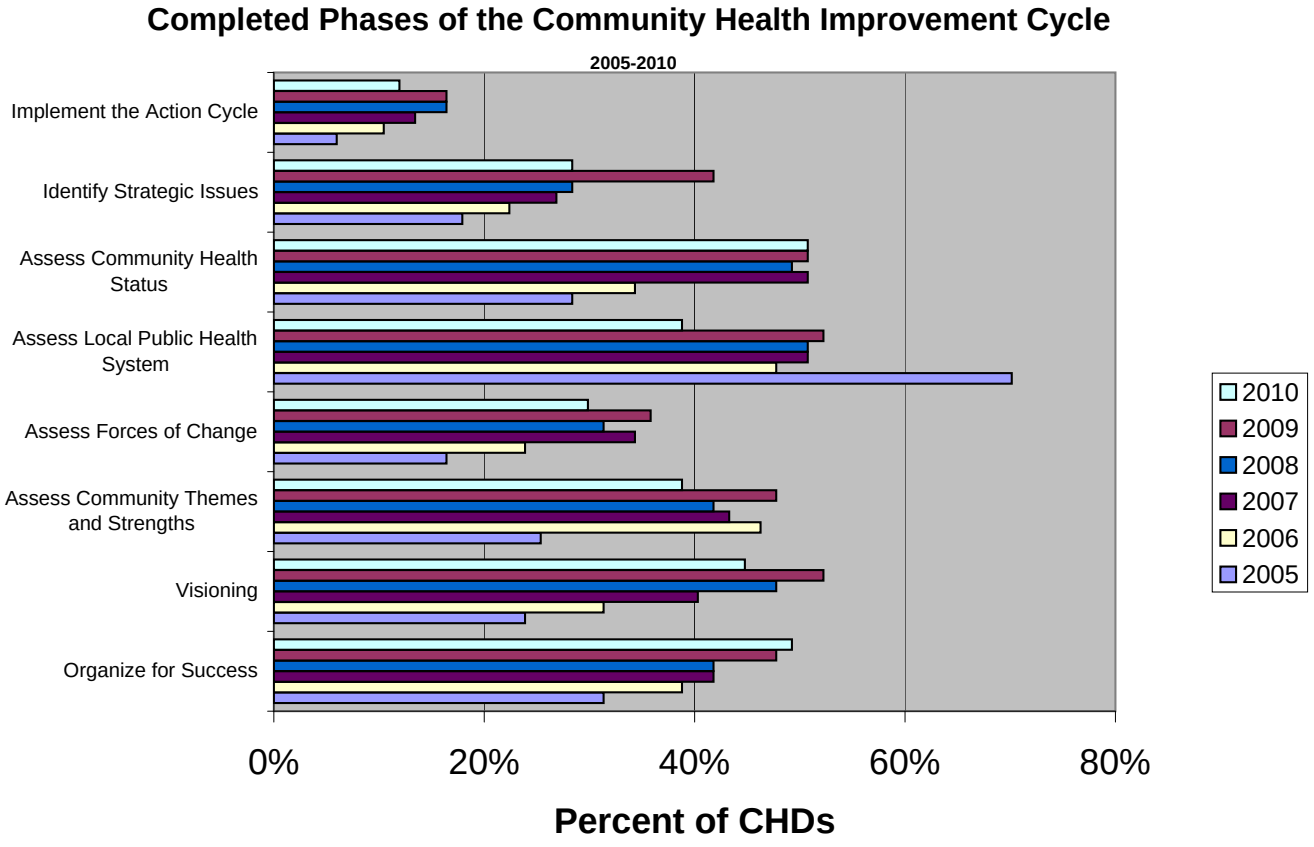

2010 Community Health Improvement Survey

What themes are being addressed by community-identified strategic issues?

Related Standards:
NPHPSP:
5.3.1.6 Community health improvement process includes prioritization of community health issues
Accreditation:
Measure 4.1.3 Establish and support collaborative partnerships to solve priority health issues
DOH Community Health Improvement:
Implements a community health assessment process that includes
1A1. Identification of community themes (issues) and strengths

Themes Addressed by Communities in 2010

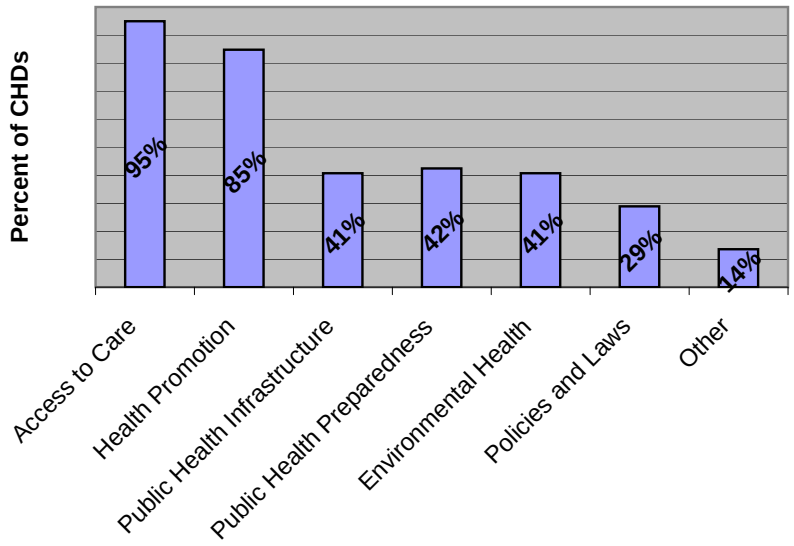

Number of CHDs by Themes Addressed

Themes	2006	2007	2008	2009	2010
Access to care	51	61	52	55	56
Health Promotion	46	60	51	58	50
Public Health Infrastructure	2	25	31	33	24
Public Health Preparedness	34	34	31	35	25
Environmental Health	23	18	26	31	24
Policies and Laws	2	13	17	22	17
Other	0	10	13	10	8

Counties may address more than one theme.

2010 Community Health Improvement Survey

What themes are being addressed by community-identified strategic issues?

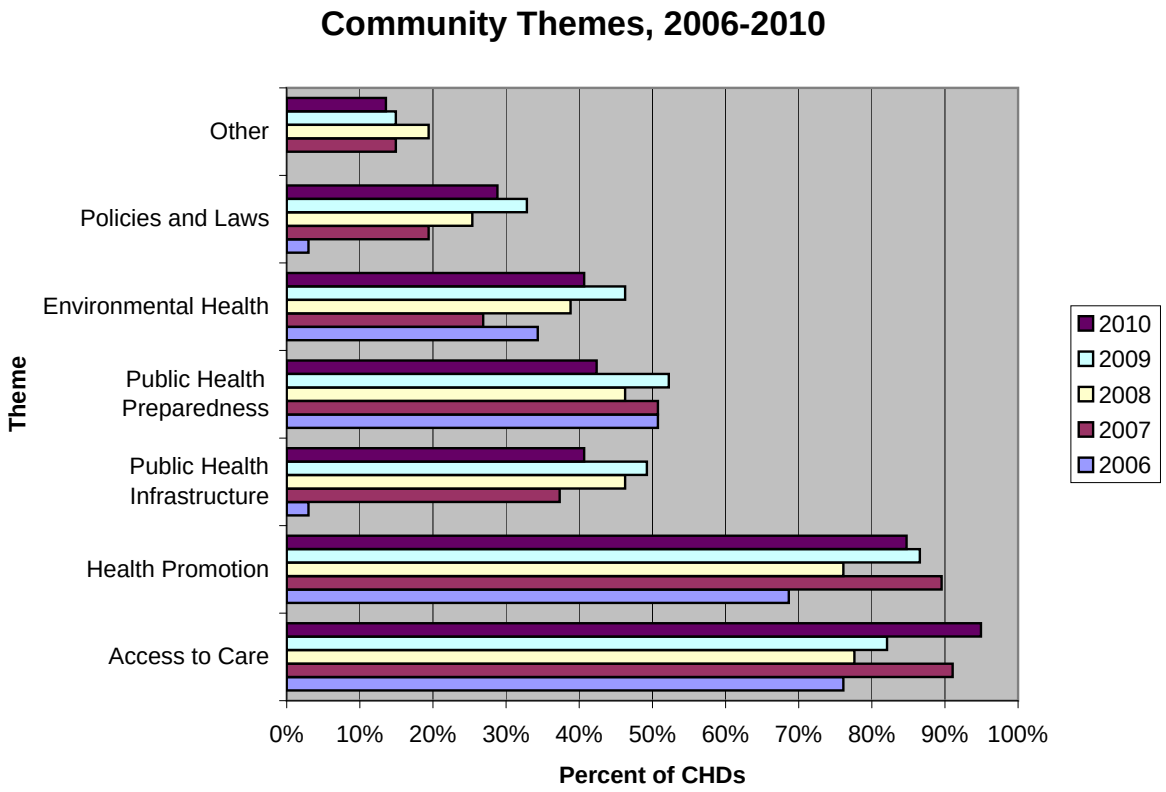

Percentage of CHDs by Themes Addressed					
Themes	**2006**	**2007**	**2008**	**2009**	**2010**
Access to Care	76%	91%	78%	82%	95%
Health Promotion	69%	90%	76%	87%	85%
Public Health Infrastructure	3%	37%	46%	49%	41%
Public Health Preparedness	51%	51%	46%	52%	42%
Environmental Health	34%	27%	39%	46%	41%
Policies and Laws	3%	19%	25%	33%	29%
Other	0%	15%	19%	15%	14%

Counties may address more than one theme.

Leon County Response: Environment, Health Plann. & Educ., Policies & Laws

2010 Community Health Improvement Survey

What topics are being addressed by community-identified goals and objectives?

Related Standards:
NPHPSP: Community health improvement process that includes development of measureable health objectives
Accreditation: Measure 5.3.2 Produce a health improvement plan as a result of the community health improvement process (documentation: measureable health improvement indicators to monitor progress)
Measure 5.3.4 Establish monitoring system to track progress on strategies and health improvement in order to revise, update plan as needed (documentation: performance measures, evaluation results)
DOH Community Health Improvement: Implements a community health assessment process that includes
1C. Produces action plans including the identification of strategic issues, goals and strategies, a continuous action cycle with evaluation components

Topics being Addressed by Community Identified Goals
2010

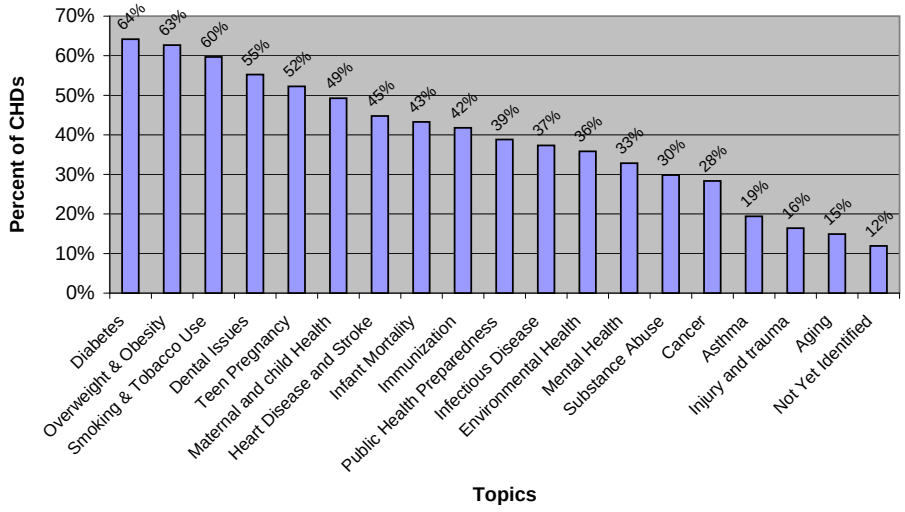

Community Health Improvement Topics by Number of CHDs

Topics	2007	2008	2009	2010
Diabetes	49	47	46	43
Overweight & Obesity	48	47	46	42
Smoking & Tobacco Use	49	46	49	40
Dental Issues				37
Teen Pregnancy	28	39	47	35
Maternal and child Health	34	37	40	33
Heart Disease and Stroke	37	42	34	30
Infant Mortality	34	36	36	29
Immunization	28	29	37	28
Public Health Preparedness	32	28	31	26
Infectious Disease	26	33	32	25
Environmental Health	26	30	30	24
Mental Health	21	24	29	22
Substance Abuse	16	19	26	20
Cancer	26	21	30	19
Asthma	17	16	14	13
Injury and trauma	18	21	23	11
Aging	9	15	19	10
Not Yet Identified	8	1	8	8
Workforce	21	21	22	

CHDs may select multiple topics

2010 Community Health Improvement Survey

What topics are being addressed by community-identified goals and objectives?

Community Health Improvement Topics by Percent of CHDs

Topics	2007	2008	2009	2010	Leon County Response
Diabetes	73%	70%	69%	64%	None
Overweight & Obesity	72%	70%	69%	63%	x
Smoking & Tobacco Use	73%	69%	73%	60%	x
Dental Issues	0%	0%	0%	55%	None
Teen Pregnancy	42%	58%	70%	52%	None
Maternal and child Health	51%	55%	60%	49%	None
Heart Disease and Stroke	55%	63%	51%	45%	None
Infant Mortality	51%	54%	54%	43%	None
Immunization	42%	43%	55%	42%	None
Public Health Preparedness	48%	42%	46%	39%	None
Infectious Disease	39%	49%	48%	37%	None
Environmental Health	39%	45%	45%	36%	None
Mental Health	31%	36%	43%	33%	x
Substance Abuse	24%	28%	39%	30%	None
Cancer	39%	31%	45%	28%	None
Asthma	25%	24%	21%	19%	None
Injury and trauma	27%	31%	34%	16%	None
Aging	13%	22%	28%	15%	None
Not Yet Identified	12%	1%	12%	12%	None
Workforce	31%	31%	33%		None

shaded areas indicate this response option was not available

CHDs may select multiple topics

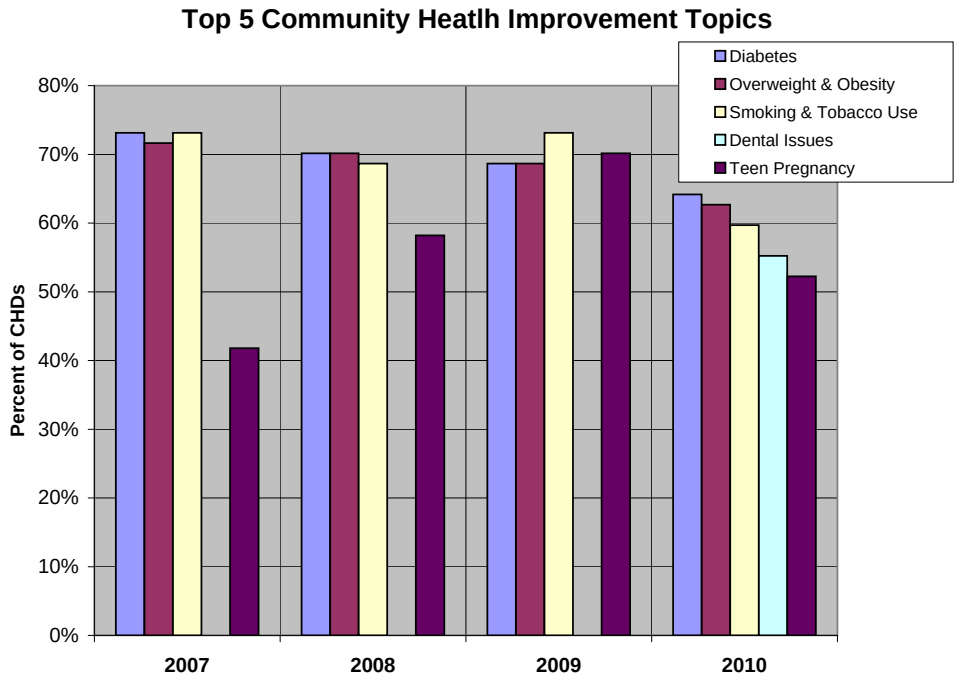

2010 Community Health Improvement Survey

CHD ratings of Community Health Improvement (COMPASS) resources:

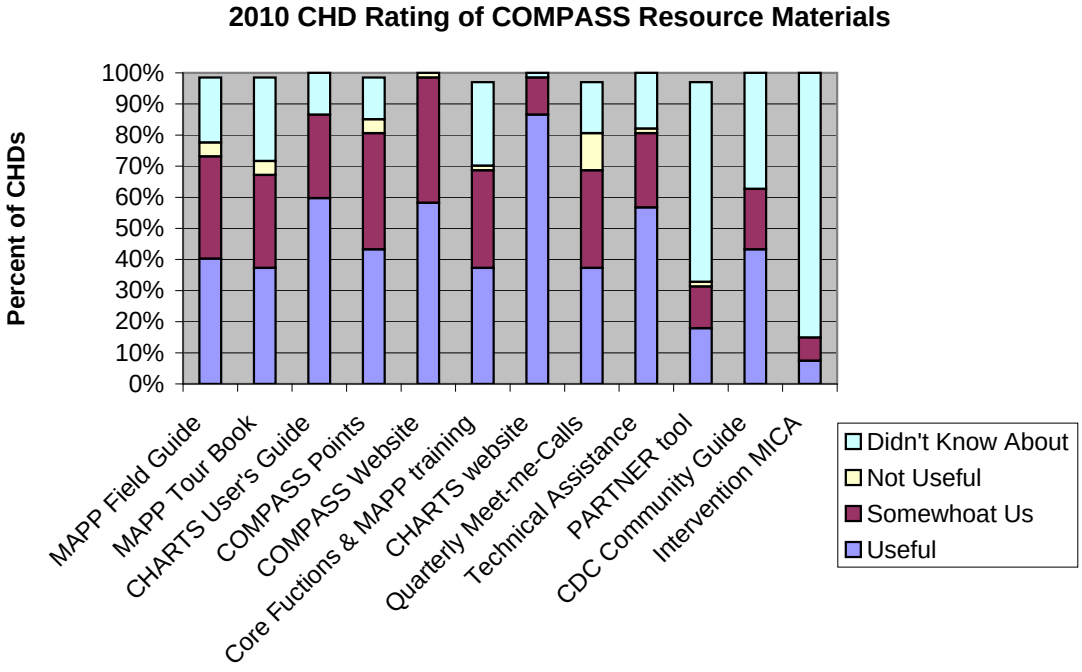

Ratings of Resources by Percent of CHDs

	2009			2010				
Ratings of Resources	Useful	Not Useful	Never Used/Didn't Know About	Useful	Somewhat Useful	Not Useful	Never Used/Didn't Know About	**Leon County Response**
MAPP Field Guide	73%	3%	19%	40%	33%	4%	21%	Useful
MAPP Tour Book	63%	4%	25%	37%	30%	4%	27%	Useful
CHARTS User's Guide	78%	1%	16%	60%	27%	0%	13%	Useful
COMPASS Points	72%	3%	19%	43%	37%	4%	13%	Useful
COMPASS Website	81%	0%	13%	58%	40%	1%	13%	Useful
Core Fuctions & MAPP training	88%	1%	18%	37%	31%	1%	27%	Useful
CHARTS website	97%	0%	1%	87%	12%	0%	1%	Useful
Quarterly Meet-me-Calls	76%	3%	12%	37%	31%	12%	16%	Useful
Technical Assistance	88%	0%	9%	57%	24%	1%	18%	Useful
PARTNER tool	22%	0%	70%	18%	13%	1%	64%	Useful
CDC Community Guide	60%	1%	36%	43%	19%	0%	37%	Useful
Intervention MICA	7%	0%	84%	7%	7%	0%	85%	Useful

2010 Community Health Improvement Survey

CHD ratings of CHARTS features

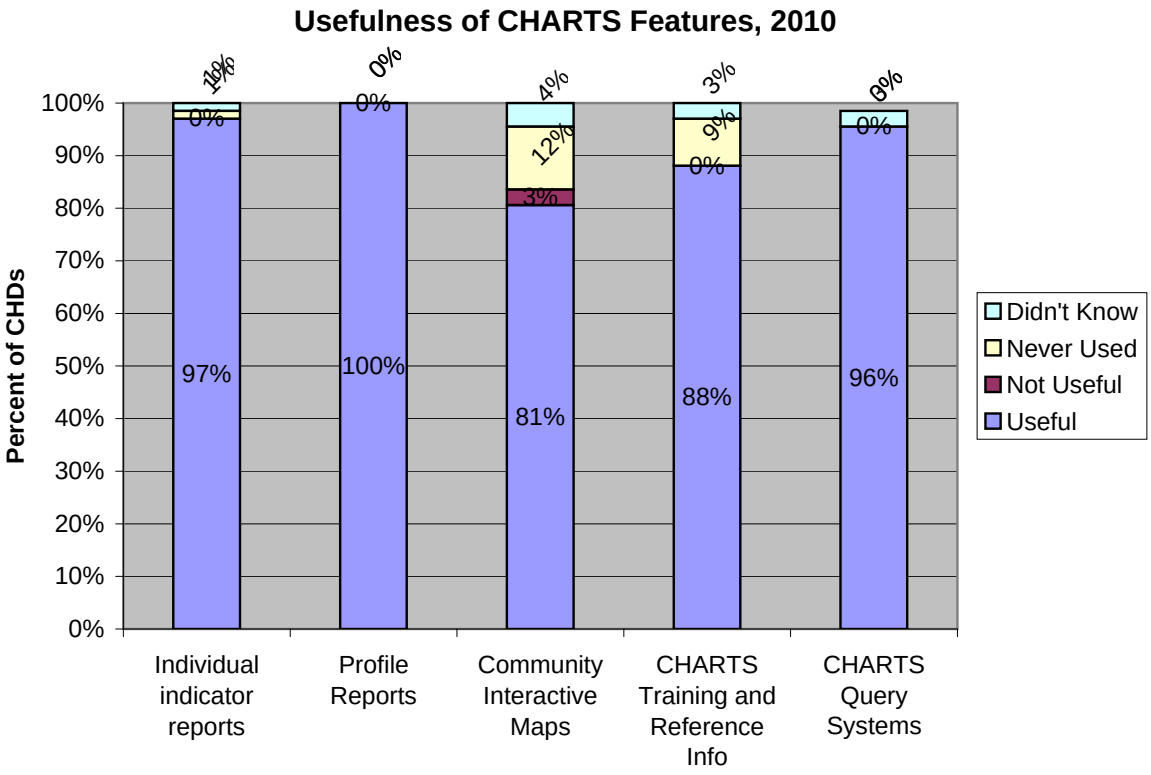

Usefulness of CHARTS Features by Percent of CHDs

Component	Useful	Not Useful	Never Used	Didn't Know	Useful	Not Useful	Never Used/ Didn't Know	Leon County Response
		2010				2009		
Individual indicator reports	97%	0%	1%	1%	99%	0%	0%	Useful
Profile Reports	100%	0%	0%	0%	97%	0%	0%	Useful
Community Interactive Maps	81%	3%	12%	4%	73%	3%	21%	Useful
CHARTS Training and Reference Info	88%	0%	9%	3%	69%	0%	28%	Useful
CHARTS Query Systems	96%	0%	0%	3%	not asked	not asked	not asked	Useful

2010 Community Health Improvement Survey

How many times has your CHD completed the community health improvement cycle?

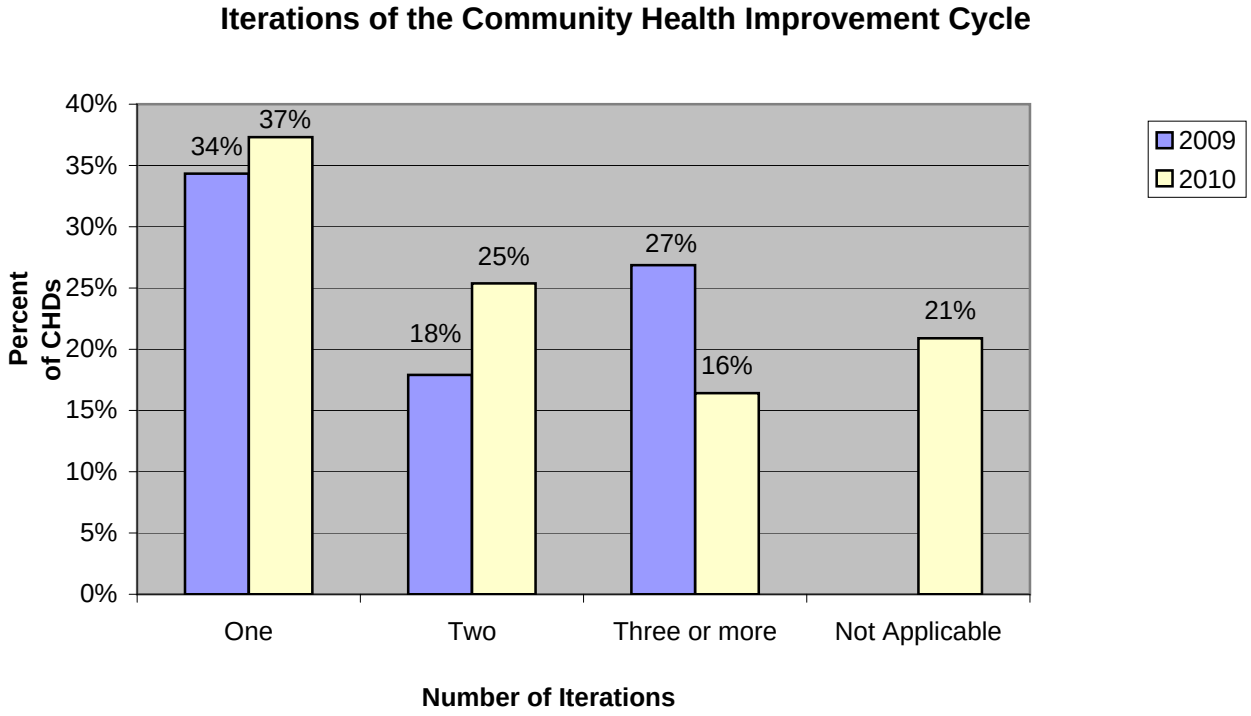

Iterations of the Community Heatlh Improvement Cycle

Statewide Responses	2009		2010	
	Percent	Count	Percent	Count
One	34%	23	37%	25
Two	18%	12	25%	17
Three or more	27%	18	16%	11
Not Applicable			21%	14

Leon County Response: 1

2010 Community Health Improvement Survey

What products has your CHD helped produce as a result of the community health improvement process?

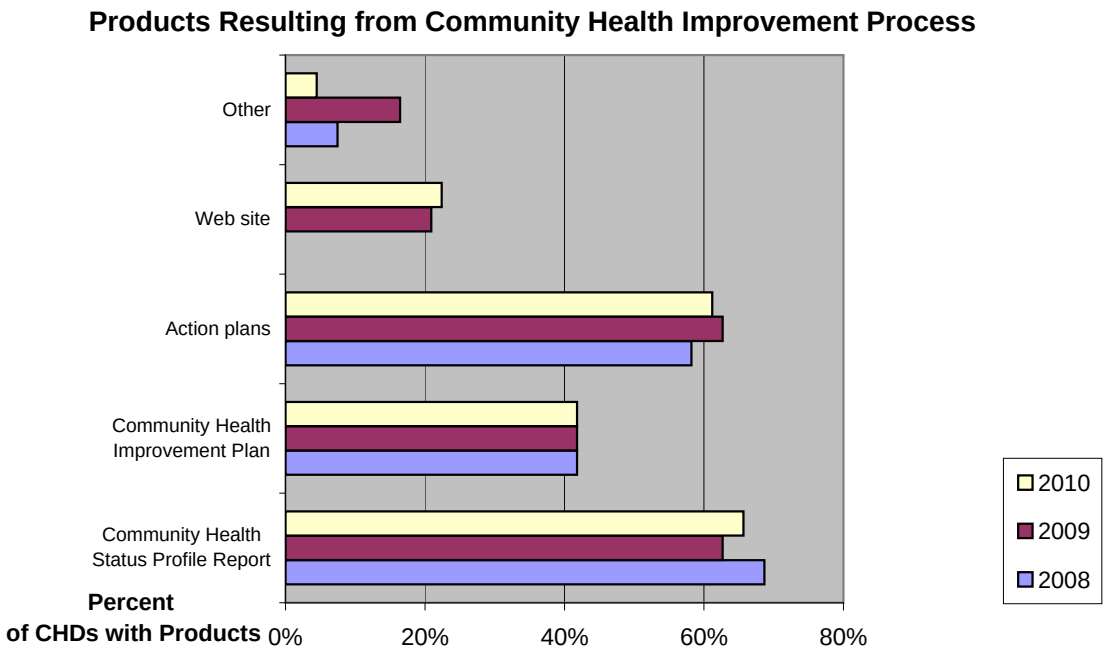

Products Resulting from the Community Health Improvement Process

Statewide	2008		2009		2010		
Response	Percent	Count	Percent	Count	Percent	Count	**Leon County Response**
Community Health Status Profile Report	69%	46	63%	42	66%	44	
Community Health Improvement Plan	42%	28	42%	28	42%	28	
Action plans	58%	39	63%	42	61%	41	√
Web site	0%		21%	14	22%	15	
Other	7%	5	16%	11	4%	3	
None/Not Applicable	6%	4	7%	5	15%	10	

2010 Community Health Improvement Survey

What benefits have you attained as a result of participating in the community improvement process?

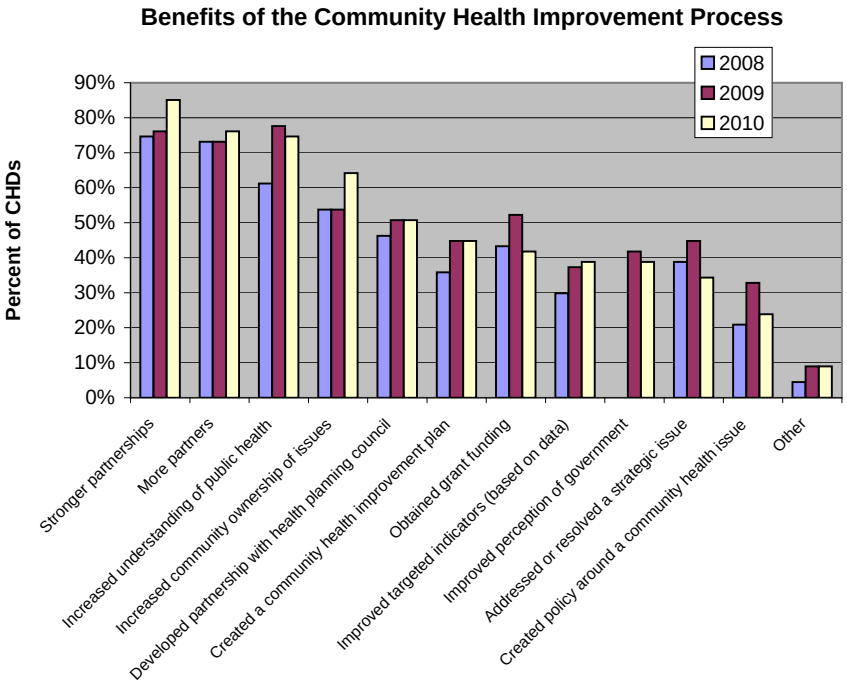

Percent and Number of CHDs by Type of Benefit

Response	2008		2009		2010		
	Percent	Number	Percent	Number	Percent	Number	Leon County Response
Stronger partnerships	75%	50	76%	51	85%	57	√
More partners	73%	49	73%	49	76%	51	√
Increased understanding of public health	61%	41	78%	52	75%	50	√
Increased community ownership of issues	54%	36	54%	36	64%	43	√
Developed partnership with health planning council	46%	31	51%	34	51%	34	√
Created a community health improvement plan	36%	24	45%	30	45%	30	√
Obtained grant funding	43%	29	52%	35	42%	28	√
Improved targeted indicators (based on data)	30%	20	37%	25	39%	26	√
Improved perception of government	0%	0	42%	28	39%	26	
Addressed or resolved a strategic issue	39%	26	45%	30	34%	23	√
Created policy around a community health issue	21%	14	33%	22	24%	16	
Other	4%	3	9%	6	9%	6	

2010 Community Health Improvement Survey

Needs of CHDs for conducting, participating in or sustaining a community health improvement process:

CHD Needs for Community Health Improvement Processes, 2010

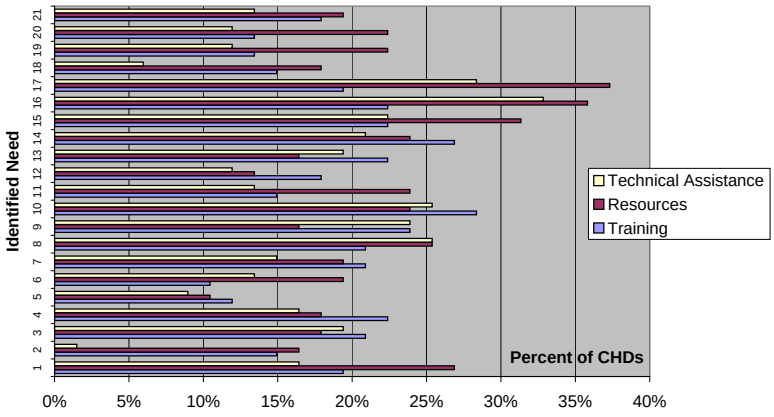

Community Health Improvement Process Needs by Percent of CHDs

	Response	Training	Resources	Technical Assistance	No Assistance Needed	**Leon County Response**
1	Introduction to the MAPP planning tool	19%	27%	16%	55%	No Assistance Needed
2	Organizing for success	15%	16%	1%	60%	No Assistance Needed
3	Building & sustaining partnerships	21%	18%	19%	48%	Technical Assistance
4	Building Skills & meeting facilitation	22%	18%	16%	52%	Technical Assistance
5	Accessing & using www.FloridaCHARTS.com	12%	10%	9%	70%	No Assistance Needed
6	Identifying local health indicators	10%	19%	13%	66%	No Assistance Needed
7	Collecting & using qualitative data	21%	19%	15%	58%	No Assistance Needed
8	Creating a community health status profile report	21%	25%	25%	42%	No Assistance Needed
9	Applying results of the local public health system assessment	24%	16%	24%	48%	No Assistance Needed
10	Using maps for health planning	28%	24%	25%	46%	No Assistance Needed
11	Identifying community strategic health priorities	15%	24%	13%	63%	No Assistance Needed
12	Formulating measurable goals & objectives	18%	13%	12%	63%	No Assistance Needed
13	Developing action plans	22%	16%	19%	52%	No Assistance Needed
14	Measuring success and evaluation	27%	24%	21%	48%	No Assistance Needed
15	Writing Community Health Improvement Plan	22%	31%	22%	43%	Training
16	Implementing & sustaining a community health planning process	22%	36%	33%	39%	Training
17	Identifying & using model practices for assessment & planning	19%	37%	28%	37%	Training
18	Core functions and essential services of public health	15%	18%	6%	69%	Training
19	Identifying accessing & using reference materials	13%	22%	12%	60%	Training
20	Identifying & using evidence-based practices to improve community health	13%	22%	12%	42%	Training
21	Participating in a mentoring program	18%	19%	13%	45%	Training

2010 Community Health Improvement Survey

Has your CHD received new resources as a result of the community health improvement process?

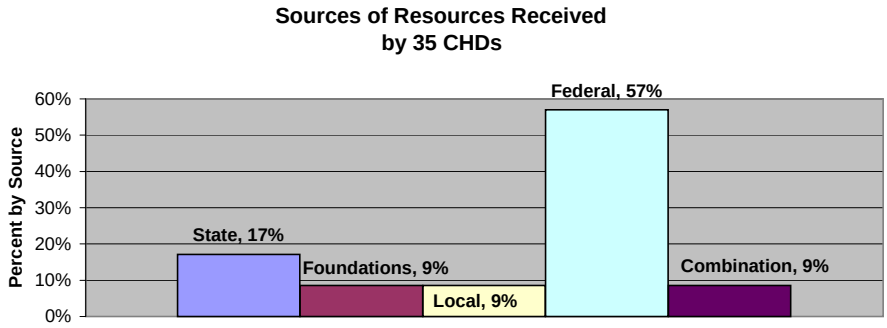

2009: The total value of the new resources received by 30 CHDs was $23,544,903.
2010: The total value of the new resources received by 35 CHDs was $53,816,509.
Some funding reported covers multiple years.

Number of CHDs Receiving Resources
Have new resources been received?

	2009	2010
YES	30	35
NO	36	31
Blank	1	1

Leon County Response: Yes

Resources by Source

Sources	2009	2010	Percent in 2010
State	6	6	17%
Foundations	5	3	9%
Local	5	3	9%
Federal	8	17	57%
Combination		3	9%

Leon 2010 Response: Achieve Grant and Obesity