



**OKEECHOBEE COUNTY
COMMUNITY HEALTH IMPROVEMENT PLAN
ANNUAL PROGRESS REPORT**

2021

Ron DeSantis
Governor

Joseph A. Ladapo, MD
State Surgeon General

Bret A. Smith
Health Officer

Produced by:
Florida Department of Health
In Okeechobee County
7/22/2022

Table of Contents

Introduction	1
Overview of CHIP and Annual Review Meeting.....	1
Progress and Revisions	
1.1.1. through 3.3.3.	3
Trend and Status Descriptions	26
New Objectives	27
Accomplishments.....	28
Conclusion	29
Appendices	30
Appendix A: Annual CHIP Review Meeting Agenda	30
Appendix B: Annual CHIP Review Meeting Sign-in Sheet	31
Appendix C: Annual CHIP Review Meeting Minutes	32
Appendix D: Comprehensive List of Community Partners.....	33

Introduction

This is the 2021 annual review report for the 2016-2022 Okeechobee County Community Health Improvement Plan (CHIP). The activities and collaborative efforts of the Florida Department of Health in Okeechobee County (DOH-Okeechobee) and community partners will be reflected within the report. This document will serve as a progress review of the strategies that were developed and the activities that have been implemented. While the CHIP is a community-driven and collectively owned health improvement plan, the Florida Department of Health in Okeechobee County is charged with providing administrative support, tracking, and collecting data, and preparing the annual review report.

Overview of CHIP and Annual Review Meeting

The Okeechobee County Community Health Advisory Team (CHAT) was charged with the development of the Community Health Improvement Plan (CHIP) for Okeechobee County. The CHAT came together to better understand the current and emerging public health needs of Okeechobee County and to outline a plan for community health improvement. The process of assessing, prioritizing, and planning to address the needs in the community was facilitated by the Health Council of Southeast Florida. The product of this process is the CHIP, a model for strategic health improvement in the community. The CHAT met during February – December 2016 to create the Plan for Okeechobee County. The CHAT worked in the months before extensively review the data contained in the Community Health Assessment in preparation for the development of the CHIP. The health priorities addressed in this plan emerged from the review of the data and the input and discussions of the CHAT. It is important to note that the qualitative data reflects the sentiments of other key stakeholders, including consumers and providers.

Top Health Priorities

- Youth High-Risk Behavior
- Senior Wellbeing
- Healthier Okeechobee

The CHAT worked to identify the root causes of the top health priorities in an effort to ensure the CHIP plans for action to address the priorities in an appropriate and effective manner. The Plan that follows details the goals, objectives and action strategies that were developed to address the community's health priorities. Okeechobee County's CHIP is the product of much collaboration, brainstorming, review, and discussion by many dedicated individuals. It is a

thorough and executable plan that can be used in the community's health planning activities in the coming years. Once the priority areas were chosen the next three CHIP meeting focused on creating and finalizing the goals and objectives. Please refer to the table below for strategic issue areas and goals developed by a workgroup of subject matter experts. In 2019, the group changed the name CHAT to the Community Health Improvement Plan Partners (CHIPP). The CHIPP meets quarterly to review the progress of the objectives. At each quarterly meeting, the agency leads for each objective discuss the progress, and objectives are tracked. Prior to submitting the CHIP Annual Review in August each year, the CHIPP and DOH-Okeechobee's Performance Management Council (PMC) both evaluate and approve any changes made to the plan. In December 2021, the CHIPP and DOH-Okeechobee's PMC met in-person for the first time since the COVID-19 Pandemic restrictions were lifted and reviewed the 2016-2021 Community Health Improvement Plan.

STRATEGIC ISSUE AREA	GOAL
Youth High-Risk Behavior	1. <i>Increase Educational Attainment of Children ages 11-19 in Okeechobee County</i>
	2. <i>Contribute to a decrease in the number of teenage pregnancy in Okeechobee County</i>
	3. <i>Contribute to a decrease in the rate of sexually transmitted diseases in Okeechobee County</i>
	4. <i>Contribute to a decrease in tobacco use, substance and alcohol abuse in Okeechobee County</i>
Senior Wellbeing	1. <i>Improve related quality of life and wellbeing of all senior citizens in Okeechobee County</i>
	2. <i>Improve support for family and caregivers living in Okeechobee County</i>
Healthier Okeechobee	1. <i>Improve the health of residents by increasing the utilization of preventive health services.</i>
	2. <i>Improve mental health of Okeechobee County residents through prevention and increased access to services.</i>
	3. <i>Promote healthy lifestyle to Okeechobee residents to decrease chronic diseases exacerbated by a sedentary lifestyle and poor diet.</i>

Progress and Revisions


Strategic Issue Area #1: Youth High Risk Behavior

Goal 1: Increase educational attainment of children ages 11-19 in Okeechobee County

Strategy 1: Identify an individual, agency or task force to champion cause in the community.

Objective 1: Decrease absenteeism rates from 11.2% to 9.7% by 2020.

Key Partners: Okeechobee County School District, Department of Children and family services, Healthy Start Coalition, CASTLE, and FDOH-Okeechobee.

Performance							
Objective Number	Objective	Baseline	Performance	Target Value	Target Date	Trend ¹	Status ¹
1.1.1	Decrease absenteeism rates from 11.2% to 9.7% by 2020.	11.2%	16.6%	9.7%	2020		Not on Track
Revisions							
1.1.1	Decrease absenteeism rates from 16.6% to 10% by December 31, 2022.	11.2%		10%	12/31/2022		
Rationale							
Schools are adjusting to COVID-19 restrictions and need an opportunity to complete the target.							

¹Refer to the trend and status descriptions on the following page

Progress

In 2021, the Okeechobee County Schools were adjusting to fluctuating absenteeism due to COVID-19 restrictions and illness due to the high infectious nature of the COVID-19 disease during the Pandemic. The progress to complete this goal was impeded by this highly transmissible disease that caused multiple days of absenteeism among Okeechobee County School children.

How Targets Were Monitored


Target was monitored by Okeechobee County School District data and flhealthcharts.gov data.

Goal 1: Increase educational attainment of children ages 11-19 in Okeechobee County.

Strategy 1: Research evidence-based community strategies.

Objective 2: Decrease the rate of middle school student not promoted from 5.4% 2016 (baseline) to 2.6% by 06/2021.

Key Partners: Okeechobee County School Board, Department of Children and family services, CASTLE, Healthy Start Coalition, and FDOH-Okeechobee.

Performance							
Objective Number	Objective	Baseline	Performance	Target Value	Target Date	Trend ¹	Status ¹
1.1.2	Decrease the rate of middle school student not promoted from 5.4% 2016 (baseline) to 2.6% by 06/2021.	5.4%	1.8%	2.6%	6/2021		Completed
Revisions							
None							
Rationale							
Completed							

Progress

In 2021, the Okeechobee County Schools were adjusting to fluctuating absenteeism due to COVID-19 restrictions and illness due to the high infectious nature of the COVID-19 disease during the Pandemic. Even though it was a challenging year, this measure was completed and exceeded the target value.

How Targets Were Monitored


Target was monitored by Okeechobee County School District data and flhealthcharts.gov data.

Goal 1: Increase educational attainment of children ages 11-19 in Okeechobee County

Strategy 1: Identify an individual, agency or task force to champion cause in the community.

Objective 3: Collaborate and partner with the Okeechobee County School District and School Resource Office

Key Partners: Okeechobee County School Board, Department of Children and family services, CASTLE, Healthy Start Coalition, and FDOH-Okeechobee.

Performance							
Objective Number	Objective	Baseline	Performance	Target Value	Target Date	Trend ¹	Status ¹
1.1.3	Increase high school graduation rates from 70% (baseline) 2016 to 75% by 06/2021.	70%	85.1%	75%	6/2021		Complete
Revisions							
None							
Rationale							
Completed							

Progress

In 2021, the Okeechobee County Schools were adjusting to fluctuating absenteeism due to COVID-19 restrictions and illness due to the high infectious nature of the COVID-19 disease during the Pandemic. Even though it was a challenging year, this measure was completed and exceeded the target value.

How Targets Were Monitored


Target was monitored by Florida Department of Education data and flhealthcharts.gov data.

Goal 1.2: Contribute to a decrease in the number of teenage pregnancies in Okeechobee County

Strategy 1: Identify an individual, agency or task force to champion cause in the community. Research evidence-based strategies. Collaborate with the Okeechobee County School District. Partner with community organizations to disseminate information to families and youth. Develop and implement a reproductive health course or program for middle and high school students.

Objective 1: By 06/2021, decrease the rate of births to mothers ages 11-19 by 2% from 57 births in 2016 (baseline).

Key Partners: Okeechobee County School District, Healthy Start Coalition of Okeechobee County, and FDOH-Okeechobee.

Performance							
Objective Number	Objective	Baseline	Performance	Target Value	Target Date	Trend ¹	Status ¹
1.2.1.	By 06/2021, decrease the rate of births to mothers ages 11-19 by 2% from 57 births in 2016 (baseline)	57 births	53 births	Decrease of 2%	6/2021		Complete
Revisions							
None							
Rationale							
Completed							

¹Refer to the trend and status descriptions on the following page

Progress

In 2021, the measure was completed and exceeded the target value.

How Targets Were Monitored


Target was monitored by data from flhealthcharts.gov data and Florida Vital Statistics Reporting System.

Goal 1.3: Contribute to a decrease in the rate of sexually transmitted diseases in the community

Strategy 1: Identify an individual, agency or task force to champion cause in the community. Research evidence-based community strategies

Objective 1: Decrease the rate of sexually transmitted diseases (chlamydia, gonorrhea and infectious syphilis) in the community from 2,410.5 per 100,000 in 2016 (baseline) to 2,226.7 per 100,000 by 06/2021.

Key Partners: Okeechobee County School District, Florida Community Health Centers, and FDOH-Okeechobee.

Performance							
Objective Number	Objective	Baseline	Performance	Target Value	Target Date	Trend ¹	Status ¹
1.3.1.	Decrease the rate of sexually transmitted diseases (chlamydia, gonorrhea and infectious syphilis) in the community from 2,410.5 per 100,000 in 2016 (baseline) to 2,226.7 per 100,000 by 06/2021.	2,410.5	369.8	2,226.7	06/2021		Complete
Revisions							
None							
Rationale							
None							

Progress

In 2021, the measure was completed. This may have been due to COVID-19 Pandemic mitigation factors.

How Targets Were Monitored


Target was monitored by data from flhealthcharts.gov data and Florida Department of Health, Bureau of STD Prevention and Control.

Goal 1.4: Contribute to a decrease in cigarette use, substance use and alcohol abuse in the community.

Strategy 1: Identify an individual, agency or task force to champion cause in the community. As well as key stakeholders for supportive roles.

Objective 1: By 06/2021, decrease the rate of middle and high school students who report currently using cigarettes by 1% from 20.3% (baseline) 2016.

Key Partners: Okeechobee County School District, QuitDoc, Everglades Area Health Education Center, Okeechobee County Substance Abuse Coalition, Okeechobee County Sheriff's Office and Department of Juvenile Justice.

Performance							
Objective Number	Objective	Baseline	Performance	Target Value	Target Date	Trend ¹	Status ¹
1.4.1	By 06/2021, decrease the rate of middle and high school students who report currently using cigarettes by 1% from 20.3% (baseline) 2016.	20.3	2.8%	20.097	06/2021		Complete
Revisions							
None							
Rationale							
Completed							

Progress

In 2021, the measure was completed. This may have been due to COVID-19 Pandemic mitigation factors and the increase in vaping compared to cigarette use..

How Targets Were Monitored


Target was monitored by data from flhealthcharts.gov data, Florida Youth Substance Abuse Survey, and Youth Tobacco Risk Survey.

Goal 1.4: Contribute to a decrease in cigarette use, substance use and alcohol abuse in the community.

Strategy 1: Identify an individual, agency or task force to champion cause in the community.

Objective 2: By 06/2021, decrease the rate of middle and high school students who report currently using e-cigarettes by 1% from (baseline) 2016 of 25.5%.

Key Partners: Okeechobee County School Board, Everglades Area Health Education Center (AHEC), Okeechobee County Substance Abuse Coalition, Okeechobee County Sheriff's Office, Department of Juvenile Justice, QuitDoc, and FDOH-Okeechobee.

Performance							
Objective Number	Objective	Baseline	Performance	Target Value	Target Date	Trend ¹	Status ¹
1.4.2	By 06/2021, decrease the rate of middle and high school students who report currently using e-cigarettes by 1% from (baseline) 2016 of 25.5%.	25.5%	31.2%	25.245%	06/2021		Not on Track
Revisions							
1.4.2	By 06/2022, decrease the rate of middle and high school students who report using electronic vapor products by 1% from (baseline) 2020 of 31.2%.	31.2%		30.2%	12/2022		
Rationale							
The FDA has repealed approval for Juul vaping products along with discontinuing menthol flavorings, and the increase to education efforts of the harm to our health caused by vaping.							

Progress

In 2021, the measure was increased instead of decreased. The vaping businesses have more resources to encourage our youth to become addicted than we do to educate against prevention.

How Targets Were Monitored


Target was monitored by data from flhealthcharts.gov data, Florida Youth Substance Abuse Survey, and Youth Tobacco Risk Survey.

Goal 1.4: Contribute to a decrease in cigarette use, substance use and alcohol abuse in the community.

Strategy 1: Identify an individual, agency or task force to champion cause in the community.

Objective 3: By 06/2021, decrease the rate of middle and high school students who report currently using smokeless tobacco by 1% from (baseline) 2016 of 11.2%.

Key Partners: Okeechobee County School Board, Everglades Area Health Education Center (AHEC), Okeechobee County Substance Abuse Coalition, Okeechobee County Sheriff's Office, Department of Juvenile Justice, QuitDoc, and FDOH-Okeechobee.

Performance							
Objective Number	Objective	Baseline	Performance	Target Value	Target Date	Trend ¹	Status ¹
1.4.3	By 06/2021, decrease the rate of middle and high school students who report currently using smokeless tobacco by 1% from (baseline) 2016 of 11.2%.	11.2%	31.2%	11.088%	06/2021		Not on Track
Revisions							
1.4.3	By 06/2022, decrease the rate of middle and high school students who report using electronic vapor products by 1% from (baseline) 2020 of 31.2%.	31.2%		30.2%	12/2022		
Rationale							
The FDA has repealed the approval for Juul vaping products along with discontinuing menthol flavorings, and with the increase to education efforts in the schools about the harm to our health caused by vaping this extra year should see a decline in usage for an improvement in the numbers.							

Progress

This measure has increased significantly every year due to many advertising pressures on today's youth and peer pressures with multiple social media outlets. Educating the youth on the dangers of vaping is a key concern and more effort will need to be placed to reduce the ideology that vaping is cool.

How Targets Were Monitored


Target was monitored by data from flhealthcharts.gov data, Florida Youth Substance Abuse Survey, and Youth Tobacco Risk Survey.

Goal 1.4: Contribute to a decrease in cigarette use, substance use and alcohol abuse in the community.

Strategy 1: Identify an individual, agency or task force to champion cause in the community.

Objective 4: Decrease the rate of middle school students and high school students who report consuming alcohol from 19.1% from (baseline) 2012 to 18.3% by 06/2021.

Key Partners: Okeechobee County School Board, Everglades Area Health Education Center (AHEC), Okeechobee County Substance Abuse Coalition, Okeechobee County Sheriff's Office, Department of Juvenile Justice, QuitDoc, and FDOH-Okeechobee.

Performance							
Objective Number	Objective	Baseline	Performance	Target Value	Target Date	Trend ¹	Status ¹
1.4.4	Decrease the rate of middle school students and high school students who report consuming alcohol from 19.1% from (baseline) 2012 to 18.3% by 06/2021.	19.1%	18%	18.3%	06/2021		Complete
Revisions							
None Complete							
Rationale							
None							

Progress

Completed the objective in 2021.

How Targets Were Monitored


Target was monitored by data from flhealthcharts.gov data.

Goal 1.4: Contribute to a decrease in cigarette use, substance use and alcohol abuse in the community.

Strategy 1: Identify an individual, agency or task force to champion cause in the community.

Objective 5: Decrease the rate of middle and high school students who report using illicit substances from 5.1% (baseline) in 2012 middle school to 4% by 06/2021 & 17.9% (baseline) high school to 12% by 06/2021.

Key Partners: Okeechobee County School Board, Everglades Area Health Education Center (AHEC), Okeechobee County Substance Abuse Coalition, Okeechobee County Sheriff's Office, Department of Juvenile Justice, QuitDoc, and FDOH-Okeechobee.

Performance							
Objective Number	Objective	Baseline	Performance	Target Value	Target Date	Trend ¹	Status ¹
1.4.5	Decrease the rate of middle and high school students who report using illicit substances from 5.1% (baseline) in 2012 middle school to 4% by 06/2021 & 17.9% (baseline) high school to 12% by 06/2021.	5.1% 17.9%	5.1% 16%	4% 12%	06/2021		Not on Track
Revisions							
1.4.5	Remove the objective until a reliable data source is found for Okeechobee County.						
Rationale							
The State of Florida has opted-out of the Behavioral Risk Factor Surveillance System which is the source of data for Okeechobee County. Obtaining correct data for this measure will be difficult for Okeechobee County alone.							

Progress

The objective performance has increased instead of decreasing. More effort will need to be focused on this objective; however, the statistical data is unavailable moving forward specifically for Okeechobee County.

How Targets Were Monitored

Target was monitored by data from flhealthcharts.gov and the Behavioral Risk Factor Surveillance System data.


Strategic Issue Area #2: Senior Wellbeing

Goal 2.1: Improve health related quality of life and well-being for all senior residents of Okeechobee County

Strategy 1: Educate physicians on Home Health Care and Hospice Services available in Okeechobee County: Big Lake Home Health Services, Nurses on Call South Florida, Visiting Nursing Association of Florida, Inc.

Objective 1: Increase physician referrals to home-health services by 2% by 06/2021.

Key Partners: Raulerson Hospital, Hospice of Okeechobee, 211 Palm Beach/Treasure Coast, Okeechobee County Senior Services and Elder Affairs

Performance							
Objective Number	Objective	Baseline	Performance	Target Value	Target Date	Trend ¹	Status ¹
2.1.1	Increase physician referrals to home-health services by 2% by 06/2021	# of referrals to home health care by hospitals and physicians	Unknown	2% increase	6/2021		Not complete
Revisions							
Remove from plan							
Rationale							
Unable to obtain any data from the key partners.							

Progress

The objective performance has not been able to be measured so it has been marked not on track. More effort will need to be focused on this objective; however, the statistical data is unavailable moving forward specifically for Okeechobee County.

How Targets Were Monitored


Target was initially monitored by data from Raulerson Hospital, Hospice of Okeechobee, 211, Okeechobee County Senior Services and Elder Affairs. Data was requested multiple times, and none was ever submitted. Many key partners have retired or vacated positions that report on the plan.

Goal 2.1: Improve health related quality of life and well-being for all senior residents of Okeechobee County

Strategy 1: Educate physicians on Home Health Care and Hospice Services available in Okeechobee County: Big Lake Home Health Services, Nurses on Call South Florida, Visiting Nursing Association of Florida, Inc.

Objective 2: Increase referral rates from physicians and hospitals to Hospice by 2% by 06/2021

Key Partners: Raulerson Hospital, Hospice of Okeechobee, 211 Palm Beach/Treasure Coast, Okeechobee County Senior Services and Elder Affairs.

Performance							
Objective Number	Objective	Baseline	Performance	Target Value	Target Date	Trend ¹	Status ¹
2.1.2	Increase referral rates from physicians and hospitals to Hospice by 2% by 06/2021	Rate of admission to Hospice Care in Okeechobee County	Unknown	2% increase	6/2021		Not complete
Revisions							
Remove from plan							
Rationale							
Unable to obtain any data from the key partners.							

Progress

The objective performance has not been able to be measured so it has been marked not on track. More effort will need to be focused on this objective; however, the statistical data is unavailable moving forward specifically for Okeechobee County.

How Targets Were Monitored


Target was initially monitored by data from Raulerson Hospital, Hospice of Okeechobee, 211, Okeechobee County Senior Services and Elder Affairs. Data was requested multiple times, and none was ever submitted. Many key partners have retired or vacated positions that report on the plan.

Goal 2.1: Improve health related quality of life and well-being for all senior residents of Okeechobee County

Strategy 1: Educate physicians on Home Health Care and Hospice Services available in Okeechobee County: Big Lake Home Health Services, Nurses on Call South Florida, Visiting Nursing Association of Florida, Inc.

Objective 3: Increase calls, referrals, and database visits received by 211 Palm Beach/Treasure from seniors (65+) living in Okeechobee County by 2% by 06/2021.

Key Partners: Raulerson Hospital, Hospice of Okeechobee, 211 Palm Beach/Treasure Coast, Okeechobee County Senior Services and Elder Affairs.

Performance							
Objective Number	Objective	Baseline	Performance	Target Value	Target Date	Trend ¹	Status ¹
2.1.3	Increase calls, referrals, and database visits received by 211 Palm Beach/Treasure from seniors (65+) living in Okeechobee County by 2% by 06/2021.		Unknown	2% Increase	6/2021		Not complete
Revisions							
Remove from plan							
Rationale							
Unable to obtain any data from the key partners.							

Progress

The objective performance has not been able to be measured so it has been marked not on track. More effort will need to be focused on this objective; however, the statistical data is unavailable moving forward specifically for Okeechobee County. Many key partners have retired or vacated positions that report on the plan.

How Targets Were Monitored


Target was initially monitored by data from Raulerson Hospital, Hospice of Okeechobee, 211, Okeechobee County Senior Services and Elder Affairs. Data was requested multiple times, and none was ever submitted.

Goal 2.2: Improve support for family and caregivers living in Okeechobee County.

Strategy 1: Educate physicians on Home Health Care and Hospice Services available in Okeechobee County: Big Lake Home Health Services, Nurses on Call South Florida, Visiting Nursing Association of Florida, Inc.

Objective 1: Increase the number of attendees at family and caregiver support meetings from 6 (2016 baseline) to 10 by 06/2021.

Key Partners: Raulerson Hospital, Hospice of Okeechobee, 211 Palm Beach/Treasure Coast, Okeechobee County Senior Services and Elder Affairs.

Performance							
Objective Number	Objective	Baseline	Performance	Target Value	Target Date	Trend ¹	Status ¹
2.2.1	Increase the number of attendees at family and caregiver support meetings from 6 (2016 baseline) to 10 by 06/2021.	Number of meetings and attendees at support meetings (baseline 2016)6	10	10	6/2021		Complete
Revisions							
None							
Rationale							
Completed							

Progress

Completed the objective in 2021.

How Targets Were Monitored


Number of meetings were counted and after COVID-19 mitigation protocols were lifted, more meetings were able to take place.

Goal 2.2: Improve support for family and caregivers living in Okeechobee County.

Strategy 1: Educate physicians on Home Health Care and Hospice Services available in Okeechobee County: Big Lake Home Health Services, Nurses on Call South Florida, Visiting Nursing Association of Florida, Inc.

Objective 2: Create a digital support group for families and caregivers to utilize and receive services by 06/2021.

Key Partners: Hospice of Okeechobee, and 211 Palm Beach/Treasure Coast.

Performance							
Objective Number	Objective	Baseline	Performance	Target Value	Target Date	Trend ¹	Status ¹
2.2.2.	Create a digital support group for families and caregivers to utilize and receive services by 06/2021	None	1	1	6/2021		Complete
Revisions							
None							
Rationale							
Completed							

Progress

Completed the objective in 2021.

How Targets Were Monitored

A digital support group for families and caregivers to utilize and receive services was created and is being promoted through 211 Help Line and social media posts.


Strategic Issue Area #3: Healthier Okeechobee

Goal 3.1: Improve the health of residents by increased utilization of preventative health services.

Strategy 1: Identify community stakeholders that can provide preventative screenings at low- or no-cost.

Objective 1: By 06/2021, decrease the age-adjusted rate of hospitalizations from or with coronary heart disease from 882.5 per 100,000 in 2016 (baseline) to 482.5 per 100,000.

Key Partners: Department of Health, Florida Community Health Centers, and the School Board of Okeechobee County

Performance							
Objective Number	Objective	Baseline	Performance	Target Value	Target Date	Trend ¹	Status ¹
3.1.1	By 06/2021, decrease the age-adjusted rate of hospitalizations from or with coronary heart disease from 882.5 per 100,000 in 2016 (baseline) to 482.5 per 100,000.	882.5 per 100,000 (2016)	525.9	482.5 per 100,000	6/2021		Not on Track
Revisions							
3.1.1.	By 12/2022, decrease the age-adjusted rate of hospitalizations from or with coronary heart disease from 882.5 per 100,000 in 2016 (baseline) to 482.5 per 100,000.	882.5 per 100,000 (2016)		482.5 per 100,000	12/2022		
Rationale							
Due to COVID-19 mitigation, outreaches for education were limited. Now that COVID-19 mitigation has been lifted, more educational outreaches can be performed to improve the progress towards the target value.							

Progress

The objective performance has improved but needs to continue to meet target value.

How Targets Were Monitored


Target was monitored by data from flhealthcharts.gov.

Goal 3.1: Improve the health of residents by increased utilization of preventative health services.

Strategy 2: Identify community stakeholders whom can host events that provide preventative screenings (faith-based organizations, workplace, schools, civic organizations, etc.)

Objective 2: Decrease the age-adjusted rate of new cancer cases from 586.5 per 100,000(baseline) 2016 to 550 per 100,000 by 06/2021.

Key Partners: Department of Health, Florida Community Health Centers, and the School Board of Okeechobee County.

Performance							
Objective Number	Objective	Baseline	Performance	Target Value	Target Date	Trend ¹	Status ¹
3.1.2.	<i>Decrease the age-adjusted rate of new cancer cases from 586.5 per 100,000(baseline) 2016 to 550 per 100,000 by 06/2021.</i>	586.5 per 100,000 (2016)	525.9	550 per 100,000	6/2021		Complete
Revisions							
None							
Rationale							
Completed							

Progress

The objective performance has improved but needs to continue to meet target value.

How Targets Were Monitored


Target was monitored by data from flhealthcharts.gov and county level data from the US Census.

Goal 3.2: Improve mental health of Okeechobee County residents through prevention and increased access to services

Strategy 1: Identify mental health providers and invite them to participate in the Mental Health Provider Network.

Objective 1: By 06/2021, organize an Okeechobee Mental Health Provider Network

Key Partners: Sun Coast Mental Health, New Horizon, Department of Health, and 211.

Performance							
Objective Number	Objective	Baseline	Performance	Target Value	Target Date	Trend ¹	Status ¹
3.2.1.	By 06/2021, organize an Okeechobee Mental Health Provider Network	None	One	One	6/2021		Complete
Revisions							
None							
Rationale							
Complete							

Progress

The objective performance has improved but needs to continue to meet target value.

How Targets Were Monitored


Target was monitored by data from the creation of the Mental Health Provider Network.

Goal 3.2: Improve mental health of Okeechobee County residents through prevention and increased access to services

Strategy 1: Partner with current providers and supportive services organizations to market the need and benefits of organizing the network.

Objective 2: By 06/2021, decrease emergency room visits related to mental health ICD-10 codes by 2%. Total 138 (baseline)2016.

Key Partners: Sun Coast Mental Health, New Horizon, Department of Health, and 211.

Performance							
Objective Number	Objective	Baseline	Performance	Target Value	Target Date	Trend ¹	Status ¹
3.2.2.	By 06/2021, decrease emergency room visits related to mental health by 2%. Total 1043 (baseline)2016.	1043 (2016)	830(2020)	2% decrease	6/2021		Complete
Revisions							
None							
Rationale							
Complete							

Progress

The objective performance has improved but needs to continue to meet target value.

How Targets Were Monitored


Target was monitored by data from FLHealthCharts.gov.

Goal 3.3: Promote healthy lifestyles to Okeechobee County residents, to decrease chronic diseases exacerbated by a sedentary lifestyle and poor diet.

Strategy 1: Collaborate with Okeechobee County officials to improve walkability.

Objective 1: By 06/2021 be prepared to adopt a sidewalk improvement and walkability plan.

Key Partners: Okeechobee Board of County Commissioners, City of Okeechobee, Department of Health.

Performance							
Objective Number	Objective	Baseline	Performance	Target Value	Target Date	Trend ¹	Status ¹
3.3.1.	By 06/2021 be prepared to adopt a sidewalk improvement and walkability plan.	None	One	One	6/2021		Complete
Revisions							
None							
Rationale							
Complete							

Progress

The objective is complete

How Targets Were Monitored

Target was monitored by data from the Okeechobee Board of County Commissioners and the City of Okeechobee.


Goal 3.3: Promote healthy lifestyles to Okeechobee County residents, to decrease chronic diseases exacerbated by a sedentary lifestyle and poor diet.

Strategy 1: Identify individuals and families who are eligible for SNAP and partners that offer benefit application assistance.

Strategy 2: Contact and collaborate with community partners to market their services, and for others to refer eligible families as needed

Objective 2: Increase enrollment of eligible individuals and households in Supplemental Nutrition Assistance Program (SNAP) by 2% by 06/2021

Key Partners: Treasure Coast Food Bank, Okeechobee County Senior Services, Okeechobee County School District, and Department of Health.

Performance							
Objective Number	Objective	Baseline	Performance	Target Value	Target Date	Trend ¹	Status ¹
3.3.2	Increase enrollment of eligible individuals and households in Supplemental Nutrition Assistance Program (SNAP) by 2% by 06/2021	76%	86%	2% Increase	6/2021		Complete
Revisions							
None							
Rationale							
Complete							

Progress

The objective is complete

How Targets Were Monitored


Target was monitored by data from the County-level data from the US Census Bureau.

Goal 3.3: Promote healthy lifestyles to Okeechobee County residents, to decrease chronic diseases exacerbated by a sedentary lifestyle and poor diet.

Strategy 3: Maintain distribution of 5-2-1-0 Let's Go Big O marketing materials; continue sharing with new community partners.

Objective 3: By 06/2021, decrease the percentage of youth in the community who are overweight or obese by 10%. 37.8 % (baseline) 2016.

Key Partners: Treasure Coast Food Bank, Okeechobee County Senior Services, Okeechobee County School District, and Department of Health.

Performance							
Objective Number	Objective	Baseline	Performance	Target Value	Target Date	Trend ¹	Status ¹
3.3.3.	By 06/2021, decrease the percentage of youth in the community who are overweight or obese by 10%. 37.8 % (baseline) 2016.	37.8%	21.9	Decrease by 10%	6/2021		Complete
Revisions							
None							
Rationale							
Complete							

Progress

The objective is complete

How Targets Were Monitored


Target was monitored by data from the FLHealthCharts.gov.

Goal 3.3: Promote healthy lifestyles to Okeechobee County residents, to decrease chronic diseases exacerbated by a sedentary lifestyle and poor diet.

Strategy 3: Explore additional evidence-based programs and marketing strategies for healthy eating and exercise

Objective 3: Decrease by 10%, the percentage of adults in Okeechobee who are overweight or obese, 68.2% (baseline) 2016, by 06/2021.

Key Partners: Treasure Coast Food Bank, Okeechobee County Senior Services, Okeechobee County School District, and Department of Health.

Performance							
Objective Number	Objective	Baseline	Performance	Target Value	Target Date	Trend ¹	Status ¹
3.3.3.	Decrease by 10%, the percentage of adults in Okeechobee who are overweight or obese, 68.2% (baseline) 2016, by 06/2021.	68.2%	74.0%	Decrease by 10%	6/2021		Not on Track
Revisions							
3.3.3	Decrease by 10%, the percentage of adults in Okeechobee who are overweight or obese, 68.2% (baseline) 2016, by 12/2022.	74.0%		Decrease by 10%	12/2022		
Rationale							
Due to COVID-19 mitigation strategies, many outreach events for nutrition and activity was canceled. Many residents were unemployed and unable to get proper nutrition and exercise. Now that COVID-19 mitigation strategies have lifted, outreaches and campaigns for overweight or obesity reduction can resume.							

Progress





The target value was not reached, and the numbers moved in the wrong direction. With that COVID-19 mitigation strategies lifted, outreaches and campaigns for overweight or obesity reduction can resume.

How Targets Were Monitored

Target was monitored by data from the FLHealthCharts.gov.

Trend and Status Descriptions

*Trend Descriptions:

-  = Data trend is upward and in the desired direction for progress
-  = Data trend is downward and in the desired direction for progress
-  = Data trend is upward and in the undesired direction for progress
-  = Data trend is downward and in the undesired direction for progress

**Status Descriptions:

- **On Track** = Objective progress is exceeding expectations or is performing as expected at this point in time
- **Not on Track** = Objective progress is below expectations at this point in time
- **Decision Required** = Objective is at risk of not completing/meeting goal. Management decision is required on mitigation/next steps.
- **Completed** = Objective has been completed or has been met and the target date has passed
- **Not Completed** = Objective has not been completed or has not been met and the target date has passed

New Objectives

Okeechobee County has a Community Health Assessment in process for 2022. There will be no new objectives since we will be starting a new plan when the data is processed. We have changed dates for completion of objectives and will be focusing on completing those objectives until the end of the Plan.

Accomplishments

Goal	Objective	Accomplishment
Promote healthy lifestyles to Okeechobee County residents, to decrease chronic diseases exacerbated by a sedentary lifestyle and poor diet.	By 06/2021, decrease the percentage of youth in the community who are overweight or obese by 10%. 37.8 % (baseline) 2016.	Through community outreaches with community partners, we were able to reduce the rate to 21.9% far surpassing our target. It proves that with collaboration and focused effort with our youth, we are able to make lasting changes to improve healthy lifestyles.
Why This Accomplishment is Important for Our Community		
Okeechobee County has a high rate of overweight and obese residents. If we provide proper education in nutrition and activity, we can turn the cycle around and raise healthy children into healthy adults.		

Goal	Objective	Accomplishment
Contribute to a decrease in cigarette use, substance use and alcohol abuse in the community.	Decrease the rate of middle school students and high school students who report consuming alcohol from 19.1% from (baseline) 2012 to 18.3% by 06/2021.	Even with the challenges of COVID-19 mitigation, our community continued to educate our youth on the dangers of alcohol. By exceeding the target goal, it shows progress in reducing the number of students who report consuming alcohol. Early education is the key to healthy habits.
Why This Accomplishment is Important for Our Community		
Alcohol use by students in Okeechobee County exceeds that of other counties in the State. A reduction in alcohol use in our youth, helps to promote healthy behaviors that can lead to healthier adults.		

Conclusion

The CHIP serves as a roadmap for a continuous health improvement process for the local public health system by providing a framework for the chosen strategic issue areas. It is not intended to be an exhaustive and static document. We will evaluate progress on an ongoing basis through CHIP implementation reports and routine discussion by community partners. We will conduct annual reviews and revisions based on input from partners and create CHIP annual reports by March of each year. The CHIP will continue to change and evolve over time as new information and insight emerge at the local, state, and national levels. By working together, we can have a significant impact on the community's health, improving where we live, work, and play to realize the vision of a healthier Okeechobee County

Appendices

Appendix A

Purpose:

Annual CHIP Review Meeting to monitor implementation of the CHIP, review and assign action items, and recognize practices with improved performance.

Topic	Lead
Welcome/Call to Order	Bret Smith
Previous Action Items <ul style="list-style-type: none"> Item 1: Update on CHA Item 2: CHIP review Item 3: Extend Plan to 2022 due to Pandemic Restrictions 	Amy Cormier
Progress Reports <ul style="list-style-type: none"> CHIP MySidewalk a virtual CHA 	Bret Smith and Amy Cormier
Objectives Not Meeting Target <ul style="list-style-type: none"> Age-Adjusted Rate of Hospitalizations of Coronary Health Disease Rate of Middle School and High School Students Who Report Currently Using Illicit Substances Rate of Middle School and High School Students Who Report Currently Using E-Cigarettes 	Amy Cormier
Recognition of Improved Performance <ul style="list-style-type: none"> Area 1: Increase in High School graduation rates Area 2: Decrease in Middle School Students not promoted Area 3: Decrease in Rate of Sexually Transmitted Diseases Area 4: Decrease in Age-Adjusted Rate of Hospitalizations of Coronary Health Disease 	Amy Cormier
Additional Discussion Items Creation of the Okeechobee Health Equity Task Force	Amy Cormier
Action Items All members agreed to participate on the Okeechobee Health Equity Task Force	Group
Meeting Evaluation It was great to be back meeting in-person again post COVID-19 restrictions.	Group
Adjourn	Bret Smith

Appendix B



Florida Department of Health in Okeechobee County
Annual CHIP Review Meeting
Meeting Location DOH Auditorium
December 8, 2021, 10:00 – 11:00 a.m.

SIGN-IN SHEET

Purpose:

Annual CHIP Review Meeting to monitor implementation of the CHIP, review and assign action items, and recognize practices with improved performance.

***Members**

Position	In Attendance	Position	In Attendance
Health Officer (Chair)	Bret Smith	Accreditation Liaison	Amy Cormier
Executive Management Team	Lindsey Eklund, RN	QI Plan Lead	Amy Cormier
		Strategic Plan Lead	Amy Cormier
		CHIP Lead	Amy Cormier

**Note: A quorum of two-thirds of members is required.*

Attendees (e.g. community partners, additional CHD staff)

Name	Organization	Name	Organization
Pat Hickman	Early Learning Coalition	Holly Mixon	QuitDoc
Debbie Cou	Our Village	Jack Nash	Okeechobee County Sheriff's Office
Jess Olney	Our Village	Kresta King	Okeechobee County Library
Nancy Yarnell	Area on Aging	Casey Rogers	Rite Life Services
Dowling Watford	Mayor of Okeechobee	Patrice Schroeder	211
Patricia Pelayo, RN	DOH-Okeechobee	Lupe Sanchez	Indian River State College
Miguel NeValez	Florida Forest Service	Jeff Howard	United Way

Appendix C

Speaker	Topic	Discussion
Bret Smith	Welcome/Call to Order	Welcome to an in-person CHIPP meeting. We are glad you are all here.
Bret Smith Amy Cormier	Previous Action Items <ul style="list-style-type: none"> Item 1: Update on CHA Item 2: CHIP Review Item 3: Extend Plan to 2022 due to Pandemic Restrictions 	Updated CHA with new FLhealthCHARTS.gov data. Reviewed the Community Health Improvement Plan and a short description on how the plan came about. Discussion on Plan Objectives. Discussion on extension of the CHIP to 2022 due to COVID-19 Pandemic restrictions. Voted in favor unanimous to extend CHIP to 12/31/2022.
Bret Smith Amy Cormier	Progress Reports <ul style="list-style-type: none"> CHIP CHA 	New website was introduced to CHIPP members called MySidewalk. This will be a virtual CHA and all CHIPP members will have links to their individual organization's websites. It is in the design phase and will be completed in 2022.
Amy Cormier	Objectives Not Meeting Target	A PowerPoint presentation was provided which included Objectives Not Meeting Target and areas in need of improvement.
Amy Cormier	Recognition of Improved Performance	PowerPoint presentation was provided with Improved Performance Areas and completed objectives.
Bret Smith Amy Cormier	Additional Discussion Items	In collaboration with the Okeechobee Health Equity Coalition, Creation of the Okeechobee Health Equity Task Force. Introduction of DOH-Okeechobee Minority Health Health Equity Health Educator-Sonia Nunez. Voted in favor unanimous to be a member of the new Okeechobee Health Equity Task Force.
Amy Cormier	Action Items	<ol style="list-style-type: none"> As new members of the Okeechobee Health Equity Task Force, each member will review their organizations practices and policies regarding Health Equity training at the next meeting.
Amy Cormier	Meeting Evaluation	Survey forms
Bret Smith	Adjourn	Next meeting date: March 9, 2022 @ 10:00 am

Appendix D

Key Participating Partners

- 211 Palm Beach/Treasure Coast
- CASTLE • Department of Children and Families (District 19)
- Florida Department of Health in Okeechobee County
- Okeechobee County School District
- Okeechobee Healthy Start Coalition
- Hospice of Okeechobee, Inc
- Early Learning Coalition
- Okeechobee County Senior Services
- CareerSource Heartland
- City of Okeechobee
- Lake Okeechobee Rural Health Network
- Department of Juvenile Justice
- Okeechobee Substance Abuse Coalition
- Children's Home Society
- Okeechobee County Sheriff's Office
- City of Okeechobee Police Department
- FAU Center for Autism and Related Disabilities
- Okeechobee Board of County Commissioners
- Quit Doc Research and Education Foundation
- Okeechobee County Shared Services Network
- Martha's House – Domestic Violence Shelter