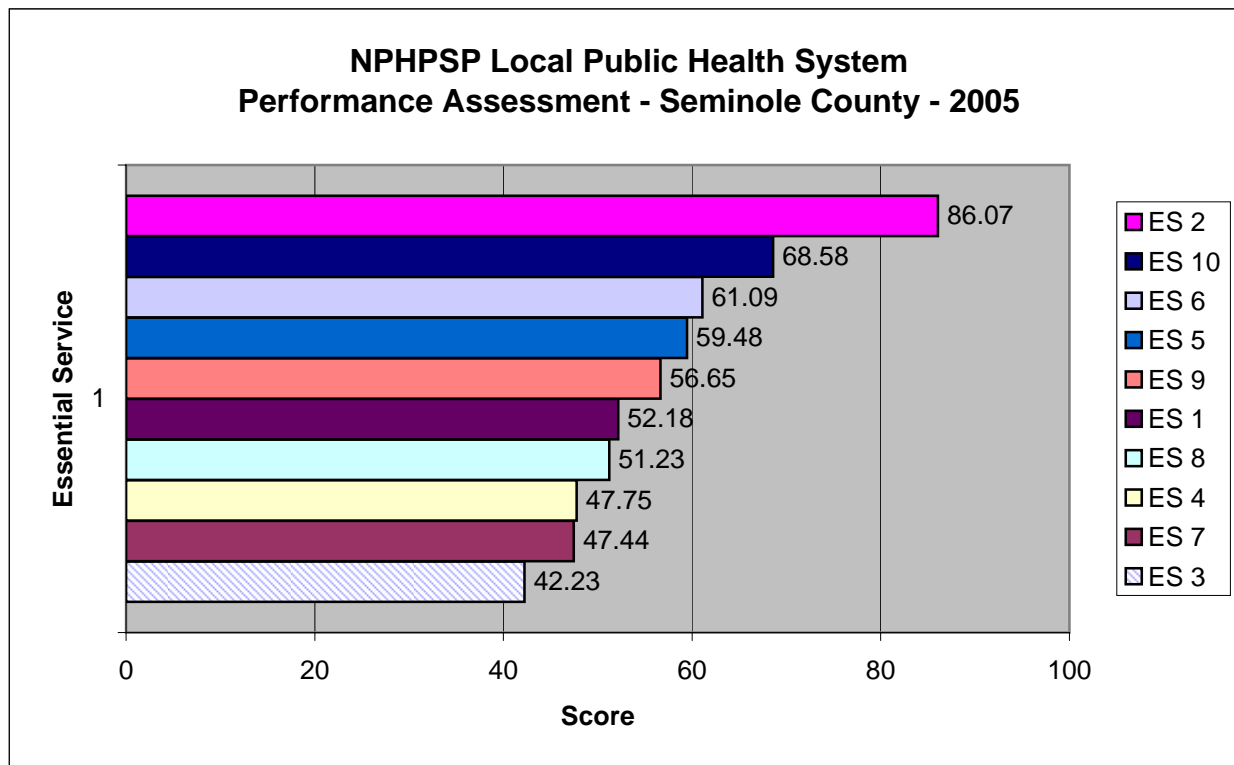


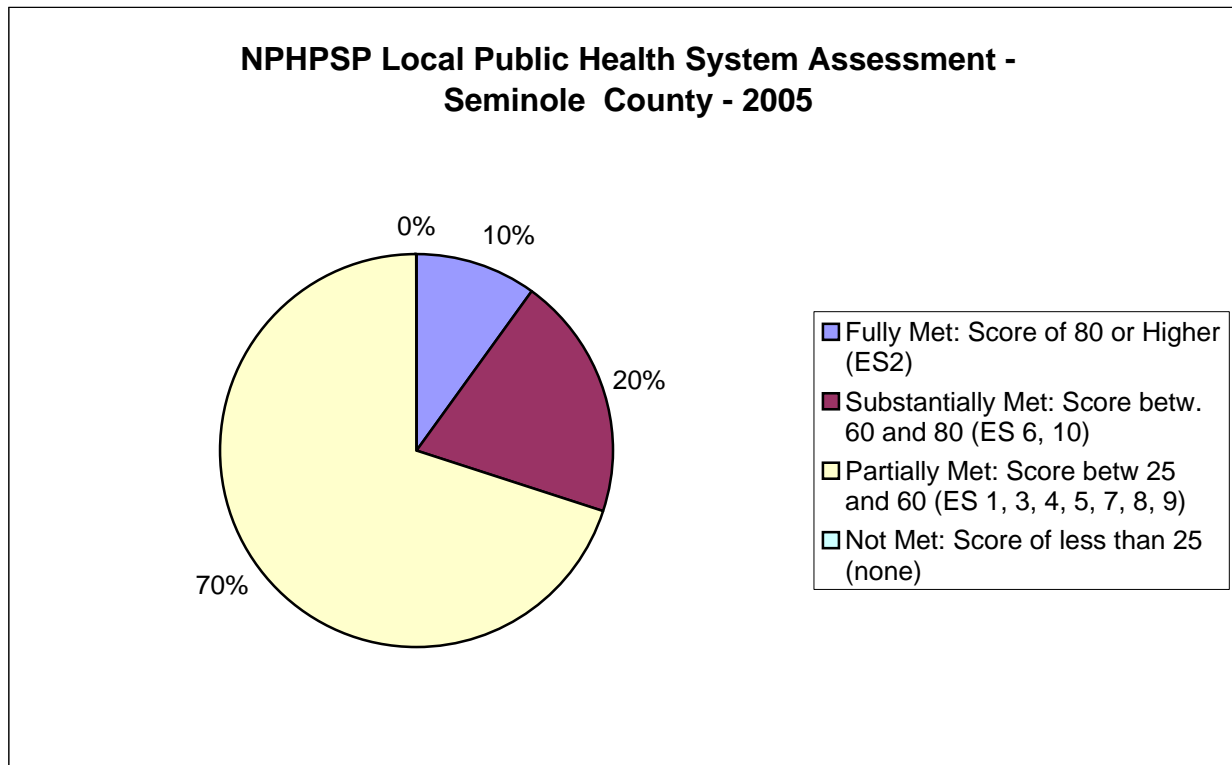
Seminole County LPHSA Results, 2005

ES 3	42.23
ES 7	47.44
ES 4	47.75
ES 8	51.23
ES 1	52.18
ES 9	56.65
ES 5	59.48
ES 6	61.09
ES 10	68.58
ES 2	86.07



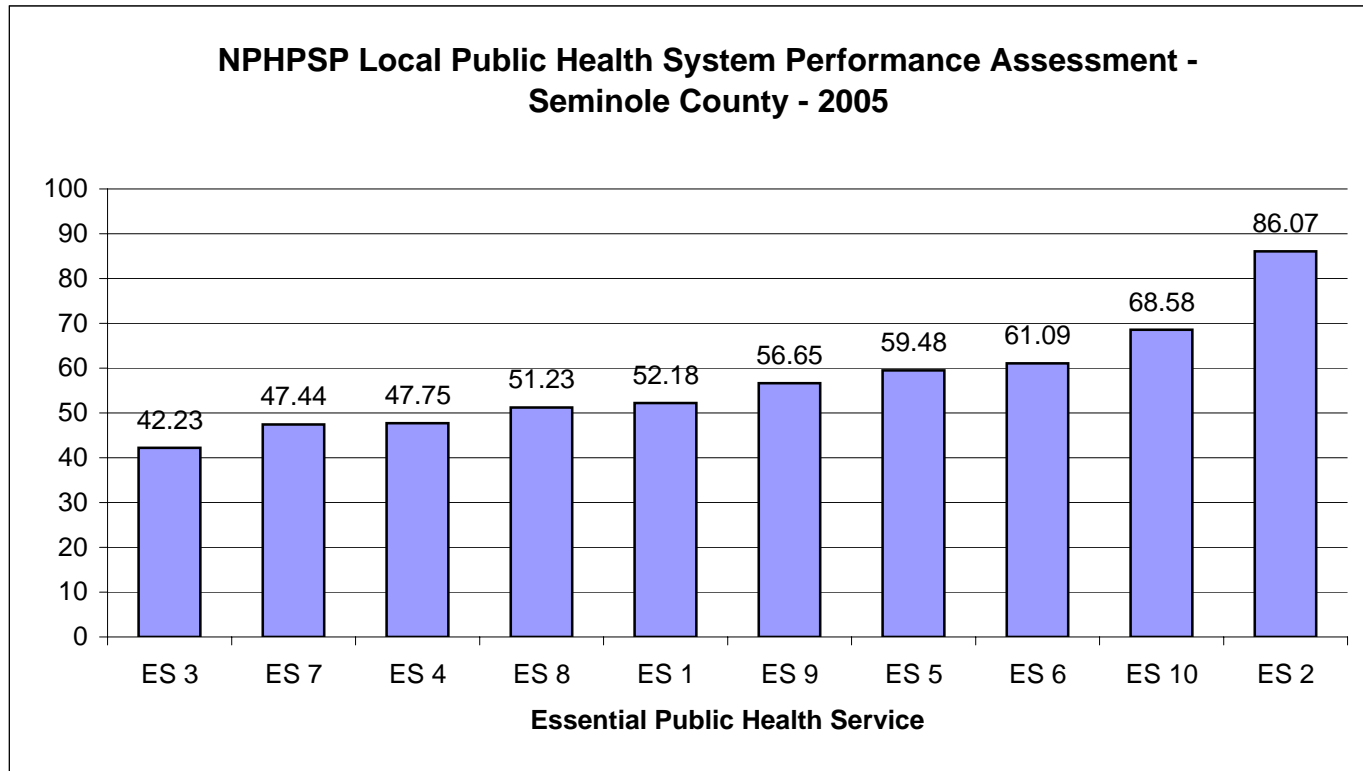
Seminole County LPHSA Results, 2005

Fully Met: Score of 80 or Higher (ES2)	1
Substantially Met: Score betw. 60 and 80 (ES 6, 10)	2
Partially Met: Score betw 25 and 60 (ES 1, 3, 4, 5, 7, 8, 9)	7
Not Met: Score of less than 25 (none)	0



Seminole County LPHSA Results, 2005

ES 3	42.23
ES 7	47.44
ES 4	47.75
ES 8	51.23
ES 1	52.18
ES 9	56.65
ES 5	59.48
ES 6	61.09
ES 10	68.58
ES 2	86.07



Seminole County LPHSA Results, 2005

NPHPSP Local Public Health System Assessment - Seminole County - 2005	
Description	
EPHS 1: Monitor Health Status	52.18
1.1 Population Based Community Health Profile	59.84
1_1_1 Conducted community health assessment?	69.59
1_1_2 Compile data into community health profile?	58.23
1_1_3 Access to community demographic characteristics?	100
1_1_4 Access to community socioeconomic characteristics?	66.67
1_1_5 Access to health resource availability data?	33.33
1_1_6 Access to quality of life data for the community?	33.33
1_1_7 Access to behavioral risk factors for the community?	80
1_1_8 Access to community environmental health indicators?	43.33
1_1_9 Access to social and mental health data?	23.33
1_1_10 Access to maternal and child health data?	100
1_1_11 Access to death, illness, injury data?	100
1_1_12 Access to communicable disease data?	76.67
1_1_13 Access to sentinel events data?	10
1_1_14 Community-wide use of health assessment or CHP data promoted?	43.33
1.2 Access to and Utilization of Current Technology	56.25
1_2_1 State-of-the-art technology to support databases?	0
1_2_2 Access to geocoded health data?	56.67
1_2_3 Use geographic information systems (GIS)?	50.83
1_2_4 Use computer-generated graphics to identify trends and/or compare data?	100
1_2_5 CHP available in electronic version?	73.75
1.3 Maintenance of Population Health Registries	40.45
1_3_1 Maintain and/or contribute to one or more population health registries?	47.58
1_3_2 Used information from population health registries?	33.33
EPHS 2: Diagnose and Investigate Health Problems	86.07
2.1 Identification and Surveillance of Health Threats	70.64
2_1_1 Submit timely reportable disease information to state or LPHS?	33.33
2_1_2 Monitor changes in occurrence of health problems and hazards?	60.83
2_1_3 Have a comprehensive surveillance system?	56.67

Seminole County LPHSA Results, 2005

2_1_4 Use IT for surveillance?	73
2_1_5 Access to Masters or Doctoral level epidemiologists and/or statisticians?	100
2_1_6 Procedure to alert communities about health threats/disease outbreaks?	100
2.2 Plan for Public Health Emergencies	96.18
2_2_1 Identified public health disasters and emergencies?	100
2_2_2 Have an emergency preparedness and response plan?	84.73
2_2_3 Plan been tested through one or more "mock events" in the past year?	100
2_2_4 Plan been reviewed or revised within the past two years?	100
2.3 Investigate and Respond to Public Health Emergencies	85.8
2_3_1 Designated an Emergency Response Coordinator?	100
2_3_2 Have current epidemiological case investigation protocols?	90
2_3_3 Written protocols for implementing program of source and contact tracing?	69.58
2_3_4 Roster of response personnel with technical expertise?	69.41
2_3_5 Evaluate public health emergency response incidents?	100
2.4 Laboratory Support for Investigation of Health Threats	91.67
2_4_1 Access to laboratory services to support investigations?	66.67
2_4_2 Access to laboratories capable of meeting routine diagnostic and surveillance needs?	100
2_4_3 Documentation that laboratories are licensed and/or credentialed?	100
2_4_4 Current guidelines or protocols for handling laboratory samples?	100
EPHS 3: Inform, Educate, and Empower People	42.23
3.1 Health Education	38.07
3_1_1 Information on community health to public and policy leaders?	47.33
3_1_2 Use media to communicate health information?	43.33
3_1_3 Sponsor health education programs?	61.61
3_1_4 Assessed public health education activities?	0
3.2 Health Promotion Activities	46.39
3_2_1 Implemented health promotion activities?	100
3_2_2 Collaborative networks for health promotion established?	39.17
3_2_3 Assessed health promotion activities?	0
EPHS 4: Mobilize Community Partnerships	47.75

Seminole County LPHSA Results, 2005

4.1 Constituency Development	42.25
4_1_1 Process for identifying key constituents?	33.33
4_1_2 Encourage participation of constituents in improving community health?	21.67
4_1_3 Current directory of organizations that comprise the LPHS?	88.83
4_1_4 Use communications strategies to strengthen linkages?	25.17
4.2 Community Partnerships	53.26
4_2_1 Partnerships exist in the community?	74.44
4_2_2 Assure establishment of a broad-based community health improvement committee?	85.33
4_2_3 Assess the effectiveness of community partnerships?	0
EPHS 5: Develop Policies and Plans	59.48
5.1 Governmental Presence at Local Level	86.94
5_1_1 Includes a local governmental public health entity?	94.17
5_1_2 Assures participation of stakeholders in implementation of community health plan?	66.67
5_1_3 Local governing entity (e.g., local board of health) conducts oversight?	
5_1_4 Local governmental public health entity work with the state public health system?	100
5.2 Public Health Policy Development	52.28
5_2_1 Contribute to the development of public health policies?	56.83
5_2_2 Review public health policies at least every two years?	33.33
5_2_3 Advocate for the development of prevention and protection policies?	66.67
5.3 Community Health Improvement Process	48.96
5_3_1 Established a community health improvement process?	64.58
5_3_2 Developed strategies to address community health objectives?	33.33
5.4 Strategic Planning and Alignment	49.72
5_4_1 Each organization in the LPHS conduct a strategic planning process?	100
5_4_2 Each organization in the LPHS review its organizational strategic plan?	0
5_4_3 Local governmental public health entity conduct strategic planning activities?	49.17
EPHS 6: Enforce Laws and Regulations	61.09
6.1 Review and Evaluate Laws, Regulations, and Ordinances	69.65

Seminole County LPHSA Results, 2005

6_1_1	Identify public health issues addressed through laws, regulations, or ordinances?	66.67
6_1_2	Access to current compilation of laws, regulations, and ordinances?	69.26
6_1_3	Review the public health laws and regulations every 5 years?	42.67
6_1_4	Access to legal counsel?	100
6.2	Involvement in Improvement of Laws, Regs and Ordinances	51.67
6_2_1	Identify local public health issues not adequately addressed through existing laws, re	66.67
6_2_2	Participated in the development or modification of laws, regulations or ordinances?	55
6_2_3	Provide technical assistance to legislative, regulatory or advocacy groups?	33.33
6.3	Enforce laws, Regulations and Ordinances	61.94
6_3_1	Authority to enforce public health laws, regulations, or ordinances?	76.67
6_3_2	Assure enforcement activities are conducted in a timely manner?	66.67
6_3_3	Provide information to individuals and organizations about public health laws, regulat	51.11
6_3_4	Reviewed the activities of institutions and businesses in the community?	53.33
EPHS 7: Link People to Needed Personal Health Services		47.44
7.1	Identification of Populations with Barriers to System	71.33
7_1_1	Identify any populations who may encounter barriers?	71.33
7.2	Identifying Personal Health Service Needs of Population	33.33
7_2_1	Defined personal health service needs for all of its catchment areas?	100
7_2_2	Assessed the extent personal health services are being provided?	0
7_2_3	Identify the personal health services of populations who encounter barriers to person	0
7.3	Assuring Linkage of People to Personal Health Services	37.67
7_3_1	Assure the provision of needed personal health services?	0
7_3_2	Provide outreach and linkage services for the community?	43.33
7_3_3	Initiatives to enroll eligible beneficiaries in state Medicaid or medical assistance prog	100
7_3_4	Assure the coordinated delivery of personal health services?	45
7_3_5	Conducted an analysis of age-specific participation in preventive services?	0
EPHS 8: Assure a Competent Workforce		51.23
8.1	Workforce Assessment	43.3
8_1_1	Conduct a workforce assessment within past three years?	41.67

Seminole County LPHSA Results, 2005

8_1_2	Gaps within the public and personal health workforce been identified?	19.33
8_1_3	Results of the workforce assessment disseminated?	68.89
8.2	Public Health Workforce Standards	46.67
8_2_1	Aware of and in compliance with guidelines and/or licensure/certification requirements?	33.33
8_2_2	Organizations developed written job standards and/or position descriptions?	33.33
8_2_3	Agency developed job standards and/or position descriptions?	35.37
8_2_4	Organizations conduct performance evaluations?	66.67
8_2_5	Agency conduct performance evaluations?	64.67
8.3	Continuing Education, Training and Mentoring	53.61
8_3_1	Identify education and training needs?	53.6
8_3_2	Local governmental public health entity provide opportunities for personnel to develop?	66.67
8_3_3	Incentives provided to the workforce to participate in educational and training experiences?	27.5
8_3_4	Opportunities for interaction between LPHS organization staff and faculty from academic institutions?	66.67
8.4	Public Health Leadership Development	61.32
8_4_1	Promote the development of leadership skills?	55.29
8_4_2	Promote collaborative leadership?	33.33
8_4_3	Opportunities to provide leadership in areas of expertise or experience?	66.67
8_4_4	Opportunities to develop community leadership through and mentoring?	90
EPHS 9: Evaluate Effectiveness, Accessibility and Quality		56.65
9.1	Evaluation of Population-Based Services	57.92
9_1_1	Evaluated population-based health services?	65
9_1_2	Assess community satisfaction with population-based health services?	66.67
9_1_3	Identify gaps in the provision of population-based health services?	66.67
9_1_4	Use the results of the evaluation in the development of their strategic and operational plans?	33.33
9.2	Evaluation of Personal Health Care Services	62.29
9_2_1	Evaluated personal health services for the community?	51.11
9_2_2	Specific personal health care services in the community evaluated against established standards?	60.33
9_2_3	Assess client satisfaction with personal health services?	66.67
9_2_4	Use information technology to assure quality of personal health services?	66.67
9_2_5	Use the results of the evaluation in the development of their strategic and operational plans?	66.67

Seminole County LPHSA Results, 2005

9.3 Evaluation of Local Public Health System	49.74
9_3_1 Identified community organizations or entities that contribute to the delivery of the EF	66.67
9_3_2 Evaluation of the LPHS conducted every three to five years?	93.12
9_3_3 Linkages and relationships among organizations that comprise the LPHS assessed?	0
9_3_4 Use results from the evaluation process to guide community health improvements?	39.17
EPHS 10: Research for New Insights and Innovative Solutions	68.58
10.1 Fostering Innovation	75
10_1_1 Encourage staff to develop new solutions to health problems in the community?	100
10_1_2 Proposed to research organizations one or more public health issues for inclusion in	66.67
10_1_3 Identify and/or monitor "best practices" developed by other public health agencies or	66.67
10_1_4 Encourage community participation in the development or implementation of research	66.67
10.2 Linkage with Institutions of Higher Learning and Research	64.07
10_2_1 Partner with at least one institution of higher learning and/or research organization?	66.67
10_2_2 Develop relationships with institutions of higher learning and/or research organization	66.67
10_2_3 Encourage proactive interaction between the academic and practice communities?	58.89
10.3 Capacity for Epidemiological, Policy and Service Research	66.67
10_3_1 Access to researchers?	100
10_3_2 Resources to facilitate research within the LPHS?	100
10_3_3 Plan for the dissemination of research findings to public health colleagues?	33.33
10_3_4 Evaluate research activities?	33.33
Average Total Performance Score	57.27