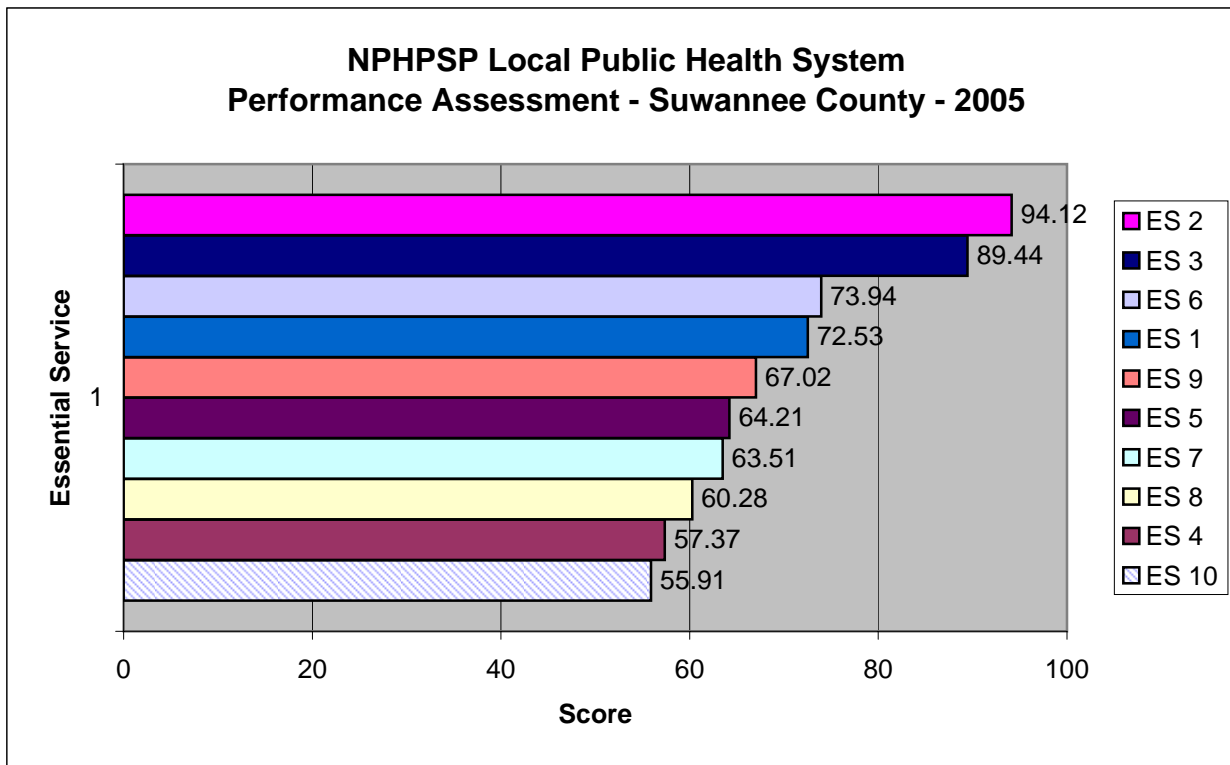


Suwannee County LPHSA Results, 2005

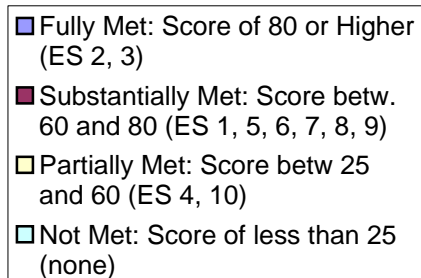
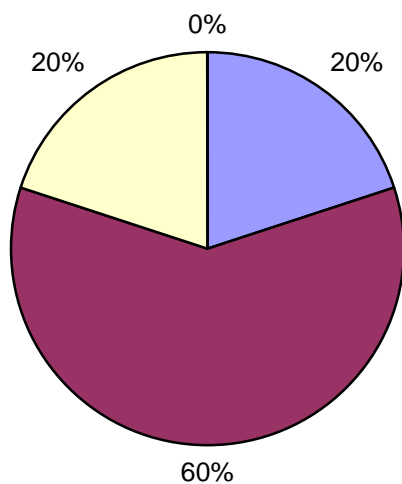
ES 10	55.91
ES 4	57.37
ES 8	60.28
ES 7	63.51
ES 5	64.21
ES 9	67.02
ES 1	72.53
ES 6	73.94
ES 3	89.44
ES 2	94.12



Suwannee County LPHSA Results, 2005

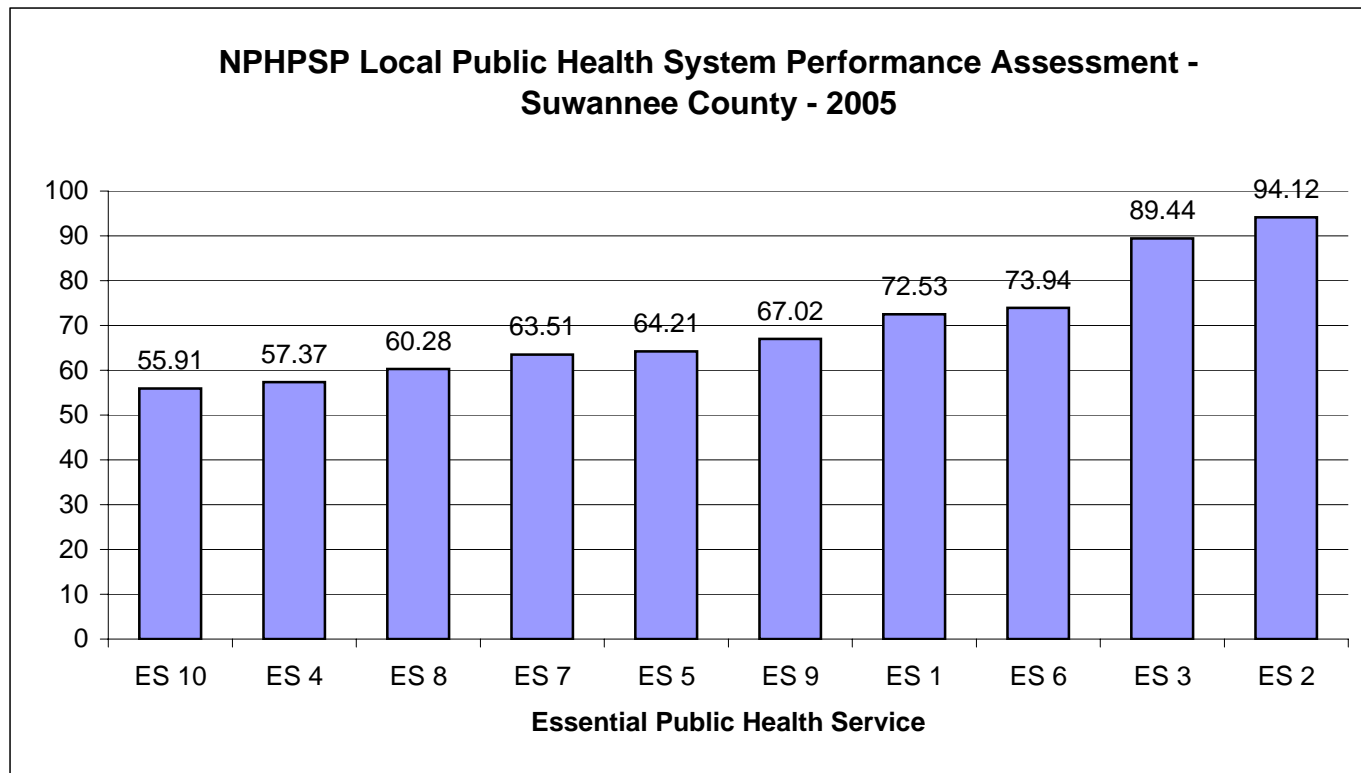
Fully Met: Score of 80 or Higher (ES 2, 3)	2
Substantially Met: Score betw. 60 and 80 (ES 1, 5, 6, 7, 8, 9)	6
Partially Met: Score betw 25 and 60 (ES 4, 10)	2
Not Met: Score of less than 25 (none)	0

**NPHPSP Local Public Health System Assessment -
Suwannee County - 2005**



Suwannee County LPHSA Results, 2005

ES 10	55.91
ES 4	57.37
ES 8	60.28
ES 7	63.51
ES 5	64.21
ES 9	67.02
ES 1	72.53
ES 6	73.94
ES 3	89.44
ES 2	94.12



Suwannee County LPHSA Results, 2005

NPHSP Local Public Health System Assessment - Suwannee County - 2005	
Description	
EPHS 1: Monitor Health Status	72.53
1.1 Population Based Community Health Profile	89.91
1_1_1 Conducted community health assessment?	66.05
1_1_2 Compile data into community health profile?	92.68
1_1_3 Access to community demographic characteristics?	100
1_1_4 Access to community socioeconomic characteristics?	100
1_1_5 Access to health resource availability data?	100
1_1_6 Access to quality of life data for the community?	100
1_1_7 Access to behavioral risk factors for the community?	100
1_1_8 Access to community environmental health indicators?	100
1_1_9 Access to social and mental health data?	100
1_1_10 Access to maternal and child health data?	100
1_1_11 Access to death, illness, injury data?	100
1_1_12 Access to communicable disease data?	100
1_1_13 Access to sentinel events data?	100
1_1_14 Community-wide use of health assessment or CHP data promoted?	0
1.2 Access to and Utilization of Current Technology	57.39
1_2_1 State-of-the-art technology to support databases?	47.5
1_2_2 Access to geocoded health data?	17.78
1_2_3 Use geographic information systems (GIS)?	21.67
1_2_4 Use computer-generated graphics to identify trends and/or compare data?	100
1_2_5 CHP available in electronic version?	100
1.3 Maintenance of Population Health Registries	70.3
1_3_1 Maintain and/or contribute to one or more population health registries?	87.27
1_3_2 Used information from population health registries?	53.33
EPHS 2: Diagnose and Investigate Health Problems	94.12
2.1 Identification and Surveillance of Health Threats	78.96
2_1_1 Submit timely reportable disease information to state or LPHS?	100
2_1_2 Monitor changes in occurrence of health problems and hazards?	100
2_1_3 Have a comprehensive surveillance system?	66.67

Suwannee County LPHSA Results, 2005

2_1_4 Use IT for surveillance?	73.74
2_1_5 Access to Masters or Doctoral level epidemiologists and/or statisticians?	66.67
2_1_6 Procedure to alert communities about health threats/disease outbreaks?	66.67
2.2 Plan for Public Health Emergencies	98.33
2_2_1 Identified public health disasters and emergencies?	100
2_2_2 Have an emergency preparedness and response plan?	93.33
2_2_3 Plan been tested through one or more "mock events" in the past year?	100
2_2_4 Plan been reviewed or revised within the past two years?	100
2.3 Investigate and Respond to Public Health Emergencies	99.18
2_3_1 Designated an Emergency Response Coordinator?	100
2_3_2 Have current epidemiological case investigation protocols?	100
2_3_3 Written protocols for implementing program of source and contact tracing?	100
2_3_4 Roster of response personnel with technical expertise?	95.88
2_3_5 Evaluate public health emergency response incidents?	100
2.4 Laboratory Support for Investigation of Health Threats	100
2_4_1 Access to laboratory services to support investigations?	100
2_4_2 Access to laboratories capable of meeting routine diagnostic and surveillance needs?	100
2_4_3 Documentation that laboratories are licensed and/or credentialed?	100
2_4_4 Current guidelines or protocols for handling laboratory samples?	100
EPHS 3: Inform, Educate, and Empower People	89.44
3.1 Health Education	90.3
3_1_1 Information on community health to public and policy leaders?	84.13
3_1_2 Use media to communicate health information?	82.5
3_1_3 Sponsor health education programs?	94.56
3_1_4 Assessed public health education activities?	100
3.2 Health Promotion Activities	88.59
3_2_1 Implemented health promotion activities?	100
3_2_2 Collaborative networks for health promotion established?	100
3_2_3 Assessed health promotion activities?	65.76
EPHS 4: Mobilize Community Partnerships	57.37

Suwannee County LPHSA Results, 2005

4.1 Constituency Development	78.08
4_1_1 Process for identifying key constituents?	100
4_1_2 Encourage participation of constituents in improving community health?	100
4_1_3 Current directory of organizations that comprise the LPHS?	62
4_1_4 Use communications strategies to strengthen linkages?	50.33
4.2 Community Partnerships	36.67
4_2_1 Partnerships exist in the community?	76.67
4_2_2 Assure establishment of a broad-based community health improvement committee?	0
4_2_3 Assess the effectiveness of community partnerships?	33.33
EPHS 5: Develop Policies and Plans	64.21
5.1 Governmental Presence at Local Level	85
5_1_1 Includes a local governmental public health entity?	88.33
5_1_2 Assures participation of stakeholders in implementation of community health plan?	66.67
5_1_3 Local governing entity (e.g., local board of health) conducts oversight?	0
5_1_4 Local governmental public health entity work with the state public health system?	100
5.2 Public Health Policy Development	77.78
5_2_1 Contribute to the development of public health policies?	94.17
5_2_2 Review public health policies at least every two years?	39.17
5_2_3 Advocate for the development of prevention and protection policies?	100
5.3 Community Health Improvement Process	33.27
5_3_1 Established a community health improvement process?	33.21
5_3_2 Developed strategies to address community health objectives?	33.33
5.4 Strategic Planning and Alignment	60.81
5_4_1 Each organization in the LPHS conduct a strategic planning process?	100
5_4_2 Each organization in the LPHS review its organizational strategic plan?	33.33
5_4_3 Local governmental public health entity conduct strategic planning activities?	49.08
EPHS 6: Enforce Laws and Regulations	73.94
6.1 Review and Evaluate Laws, Regulations, and Ordinances	89.33

Suwannee County LPHSA Results, 2005

6_1_1	Identify public health issues addressed through laws, regulations, or ordinances?	66.67
6_1_2	Access to current compilation of laws, regulations, and ordinances?	100
6_1_3	Review the public health laws and regulations every 5 years?	90.67
6_1_4	Access to legal counsel?	100
6.2	Involvement in Improvement of Laws, Regs and Ordinances	51.67
6_2_1	Identify local public health issues not adequately addressed through existing laws, re	33.33
6_2_2	Participated in the development or modification of laws, regulations or ordinances?	55
6_2_3	Provide technical assistance to legislative, regulatory or advocacy groups?	66.67
6.3	Enforce laws, Regulations and Ordinances	80.83
6_3_1	Authority to enforce public health laws, regulations, or ordinances?	90
6_3_2	Assure enforcement activities are conducted in a timely manner?	66.67
6_3_3	Provide information to individuals and organizations about public health laws, regulat	100
6_3_4	Reviewed the activities of institutions and businesses in the community?	66.67
EPHS 7: Link People to Needed Personal Health Services		63.51
7.1	Identification of Populations with Barriers to System	100
7_1_1	Identify any populations who may encounter barriers?	100
7.2	Identifying Personal Health Service Needs of Population	44.44
7_2_1	Defined personal health service needs for all of its catchment areas?	66.67
7_2_2	Assessed the extent personal health services are being provided?	33.33
7_2_3	Identify the personal health services of populations who encounter barriers to person	33.33
7.3	Assuring Linkage of People to Personal Health Services	46.08
7_3_1	Assure the provision of needed personal health services?	33.33
7_3_2	Provide outreach and linkage services for the community?	66.67
7_3_3	Initiatives to enroll eligible beneficiaries in state Medicaid or medical assistance prog	100
7_3_4	Assure the coordinated delivery of personal health services?	30.42
7_3_5	Conducted an analysis of age-specific participation in preventive services?	0
EPHS 8: Assure a Competent Workforce		60.28
8.1	Workforce Assessment	0
8_1_1	Conduct a workforce assessment within past three years?	0

Suwannee County LPHSA Results, 2005

8_1_2	Gaps within the public and personal health workforce been identified?	0
8_1_3	Results of the workforce assessment disseminated?	0
8.2	Public Health Workforce Standards	99.33
8_2_1	Aware of and in compliance with guidelines and/or licensure/certification requirements?	100
8_2_2	Organizations developed written job standards and/or position descriptions?	100
8_2_3	Agency developed job standards and/or position descriptions?	100
8_2_4	Organizations conduct performance evaluations?	100
8_2_5	Agency conduct performance evaluations?	96.67
8.3	Continuing Education, Training and Mentoring	81.37
8_3_1	Identify education and training needs?	90.2
8_3_2	Local governmental public health entity provide opportunities for personnel to develop?	51.11
8_3_3	Incentives provided to the workforce to participate in educational and training experiences?	84.17
8_3_4	Opportunities for interaction between LPHS organization staff and faculty from academic institutions?	100
8.4	Public Health Leadership Development	60.42
8_4_1	Promote the development of leadership skills?	55
8_4_2	Promote collaborative leadership?	43.33
8_4_3	Opportunities to provide leadership in areas of expertise or experience?	100
8_4_4	Opportunities to develop community leadership through and mentoring?	43.33
EPHS 9: Evaluate Effectiveness, Accessibility and Quality		67.02
9.1	Evaluation of Population-Based Services	87.39
9_1_1	Evaluated population-based health services?	49.56
9_1_2	Assess community satisfaction with population-based health services?	100
9_1_3	Identify gaps in the provision of population-based health services?	100
9_1_4	Use the results of the evaluation in the development of their strategic and operational plans?	100
9.2	Evaluation of Personal Health Care Services	80.33
9_2_1	Evaluated personal health services for the community?	100
9_2_2	Specific personal health care services in the community evaluated against established standards?	43.33
9_2_3	Assess client satisfaction with personal health services?	70
9_2_4	Use information technology to assure quality of personal health services?	88.33
9_2_5	Use the results of the evaluation in the development of their strategic and operational plans?	100

Suwannee County LPHSA Results, 2005

9.3 Evaluation of Local Public Health System	33.33
9_3_1 Identified community organizations or entities that contribute to the delivery of the EF	100
9_3_2 Evaluation of the LPHS conducted every three to five years?	0
9_3_3 Linkages and relationships among organizations that comprise the LPHS assessed?	33.33
9_3_4 Use results from the evaluation process to guide community health improvements?	0
EPHS 10: Research for New Insights and Innovative Solutions	55.91
10.1 Fostering Innovation	73.06
10_1_1 Encourage staff to develop new solutions to health problems in the community?	58.89
10_1_2 Proposed to research organizations one or more public health issues for inclusion in	33.33
10_1_3 Identify and/or monitor "best practices" developed by other public health agencies or	100
10_1_4 Encourage community participation in the development or implementation of research	100
10.2 Linkage with Institutions of Higher Learning and Research	75.19
10_2_1 Partner with at least one institution of higher learning and/or research organization?	66.67
10_2_2 Develop relationships with institutions of higher learning and/or research organization	100
10_2_3 Encourage proactive interaction between the academic and practice communities?	58.89
10.3 Capacity for Epidemiological, Policy and Service Research	19.5
10_3_1 Access to researchers?	48
10_3_2 Resources to facilitate research within the LPHS?	0
10_3_3 Plan for the dissemination of research findings to public health colleagues?	30
10_3_4 Evaluate research activities?	0
Average Total Performance Score	69.83