


April 2022

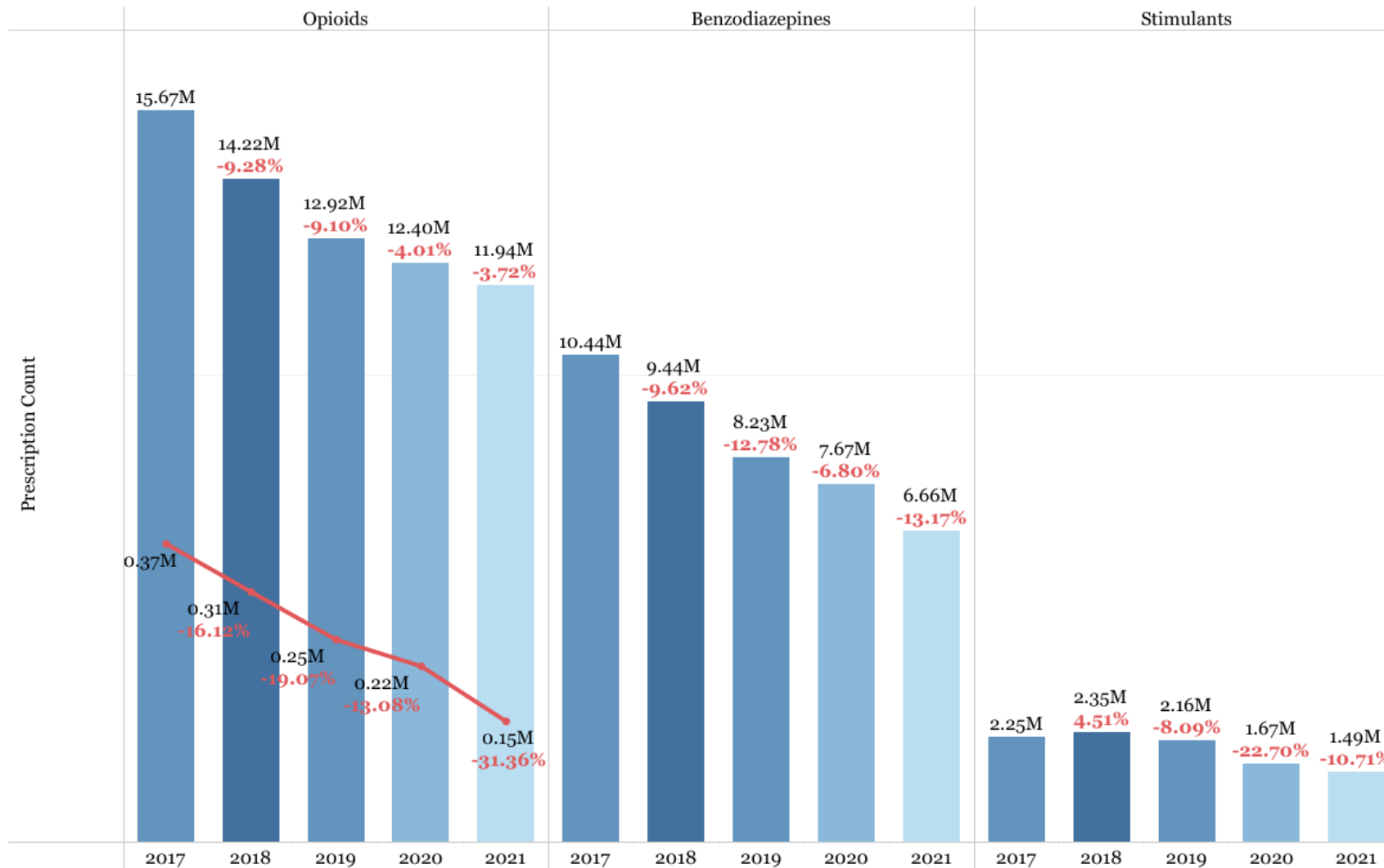


Florida Prescription Drug Monitoring Program (PDMP) Monthly Report

This data were obtained through the Florida Prescription Drug Monitoring Program (PDMP) known as E-FORCSE. PDMPs gather information on controlled substance dispensations and use. For more information, click [here](#).

Prescriptions by Drug Type & Year, Florida, 2017 - 2021

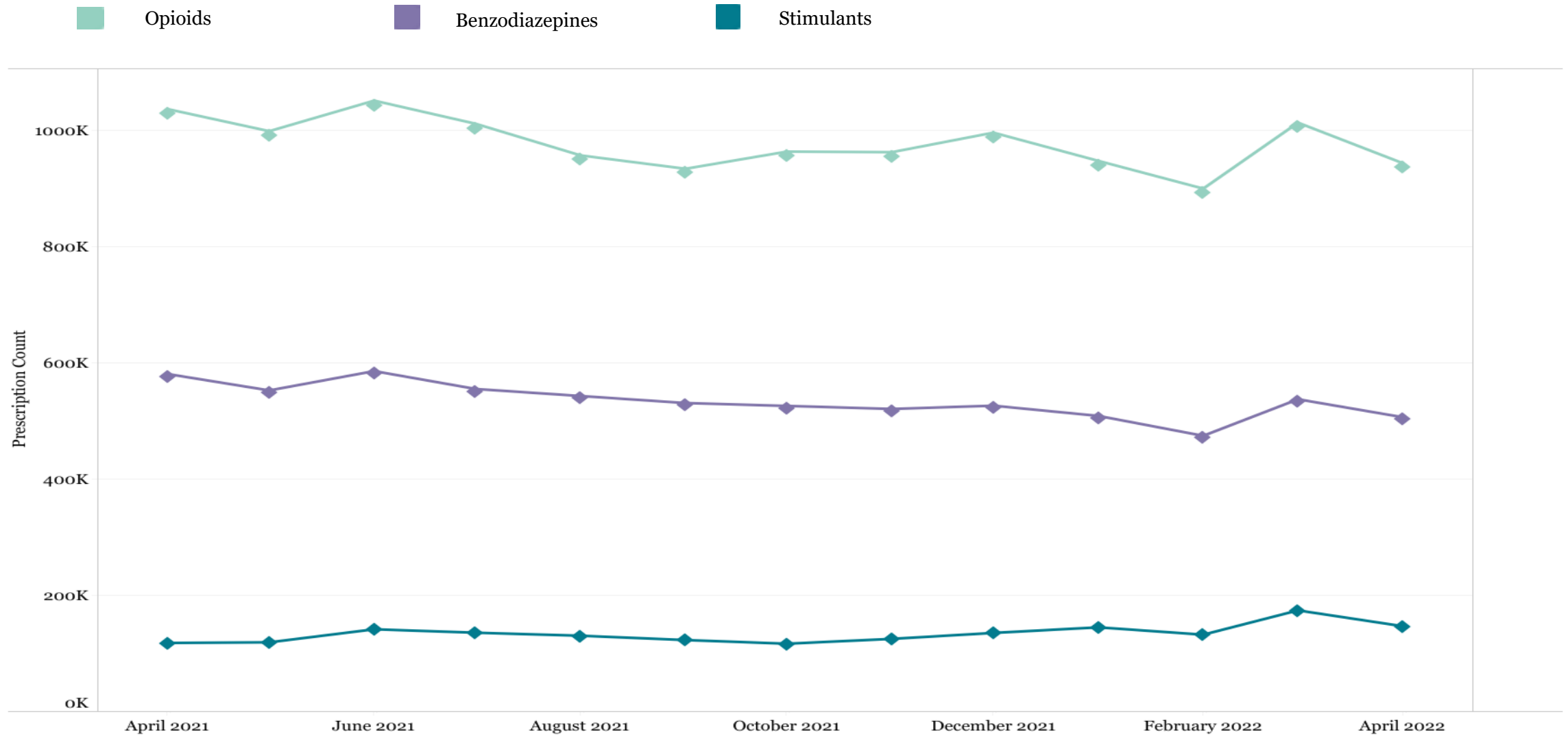
Florida, 2017 - 2021



- The red line represents the number of fentanyl prescriptions.
- The percentages indicated the percent change from the previous year.

Prescriptions by Drug Type & Month

Florida, 2021 - 2022



Indicators by Month

Florida, 2021 - 2022

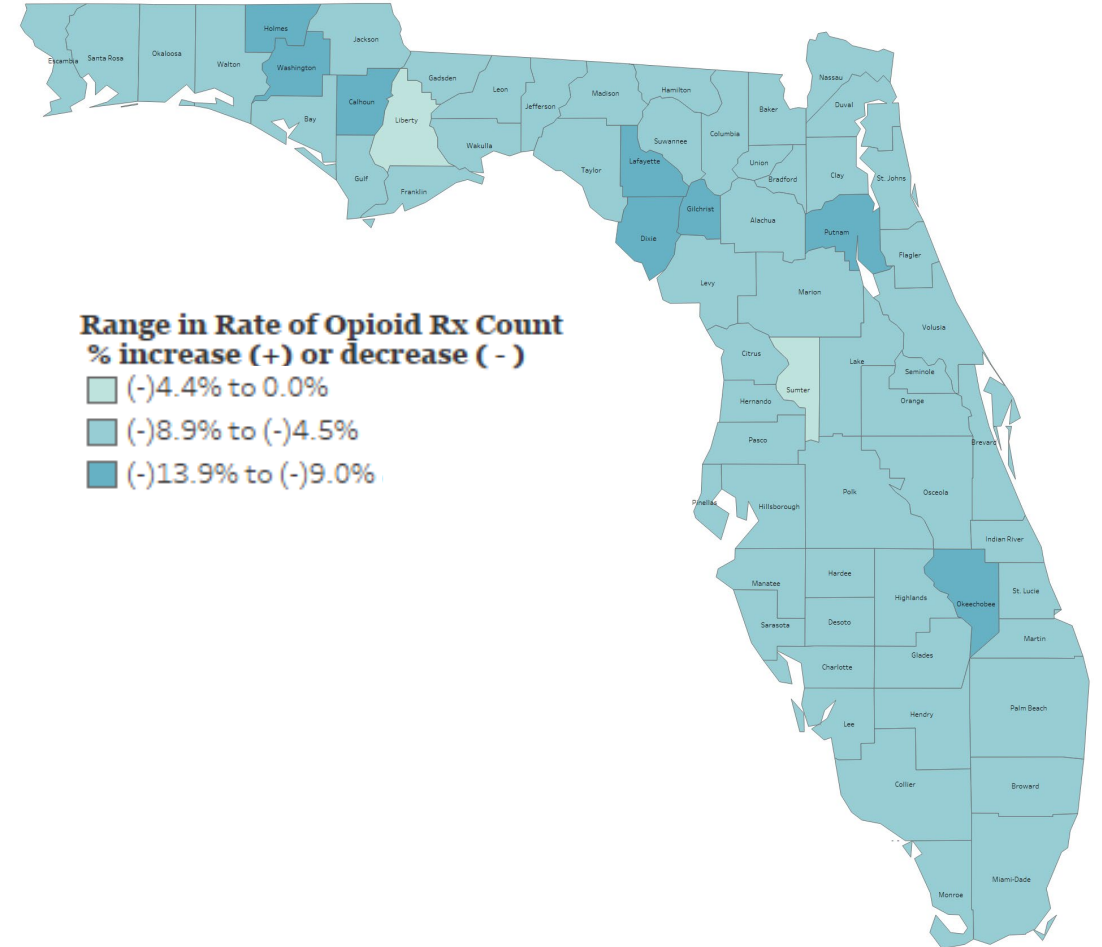
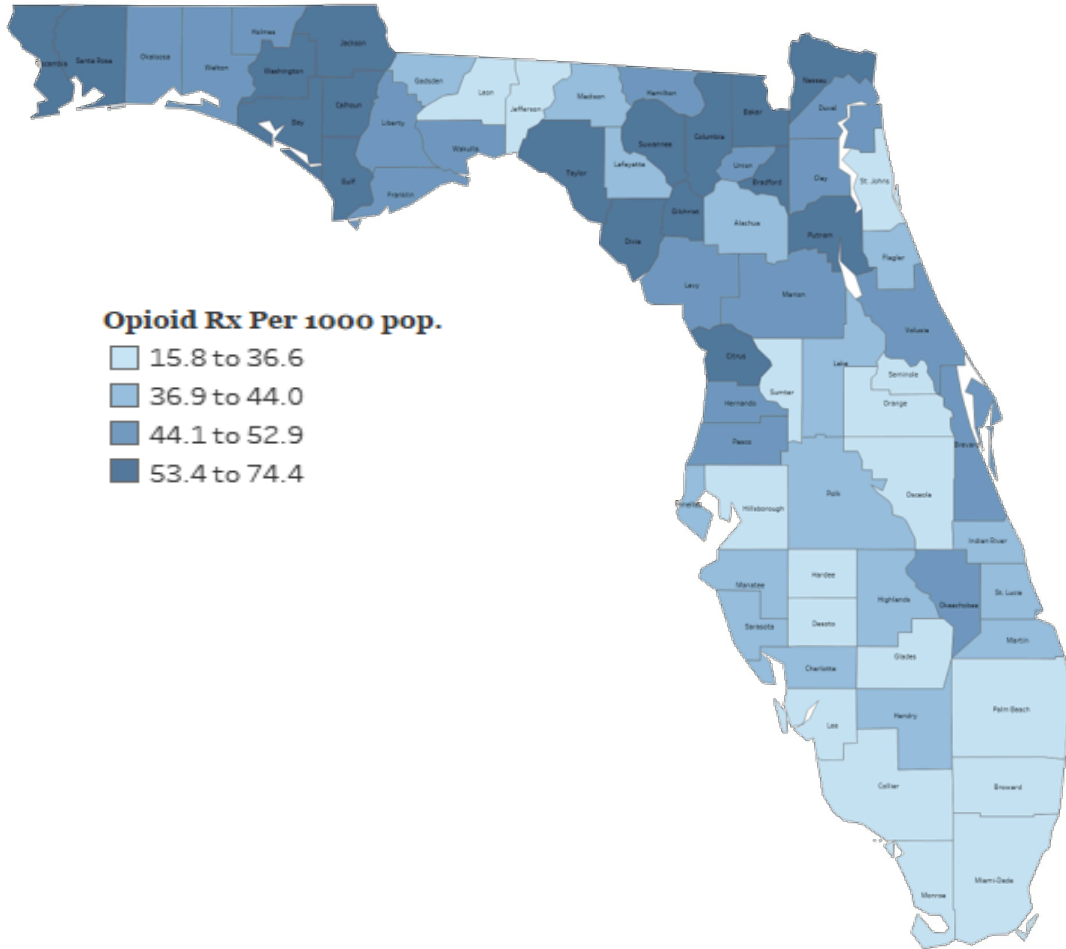
Indicator Description	Apr 2021	May 2021	Jun 2021	Jul 2021	Aug 2021	Sep 2021	Oct 2021	Nov 2021	Dec 2021	Jan 2022	Feb 2022	Mar 2022	Apr 2022
# Opioid Prescriptions	1,037,077	999,104	1,051,706	1,011,837	957,388	934,409	963,977	962,982	996,582	947,984	900,214	1,013,742	943,873
# Benzodiazepine Prescriptions	581,060	552,866	586,096	555,347	543,247	531,119	526,165	520,968	526,567	508,999	474,719	537,630	506,675
# Stimulant Prescriptions	118,201	119,221	141,654	135,775	130,585	123,147	116,856	125,181	135,410	145,028	132,393	174,206	146,919
# Opioid Patients	799,851	783,936	807,907	777,482	744,663	728,089	754,683	750,617	763,226	740,985	718,861	776,952	743,615
# Benzodiazepine Patients	518,796	499,007	519,063	493,825	485,799	476,008	474,397	468,810	470,673	461,032	436,181	481,122	464,028
# Stimulant Patients	108,278	110,370	128,998	123,868	119,913	113,249	107,762	115,513	123,351	133,351	122,501	157,121	135,585
# Registered Users	4,282	5,265	6,807	8,471	10,013	11,833	13,196	14,331	15,443	16,599	17,657	18,816	19,836
# Patient Inquiries	3,753,764	3,498,429	3,692,055	3,741,162	3,954,529	3,936,845	3,958,724	3,932,606	3,923,985	3,944,665	3,779,867	4,414,409	3,998,586

Opioid Prescription Rate & Percent Change by County

Florida, April 2022

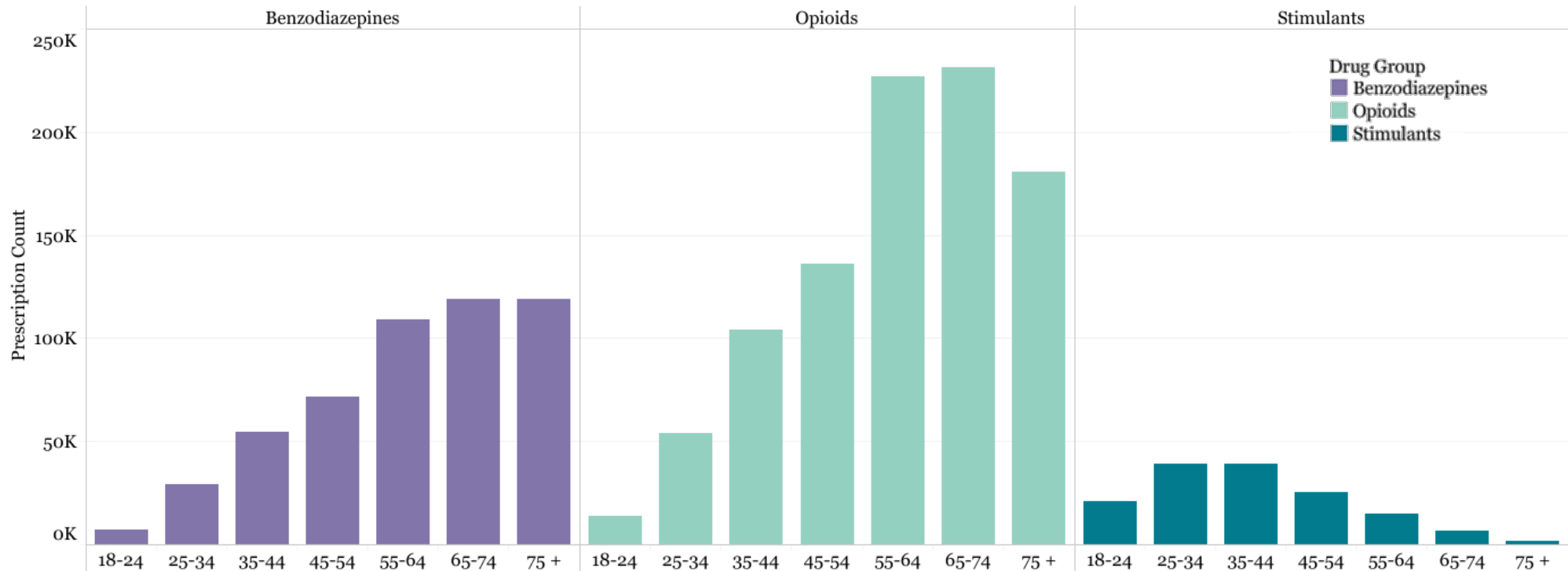
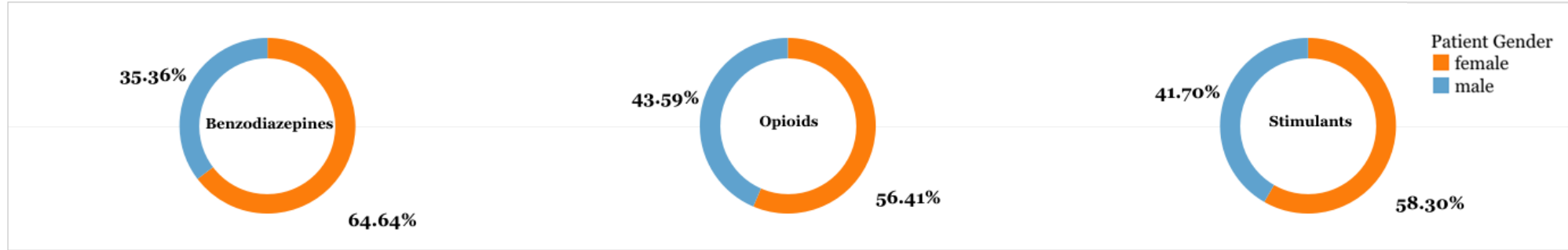
Age-Adjusted Opioid Prescription Rate by County, Florida
April, 2022

Percent Change in Opioid Prescription Count by County, Florida
Feb-Apr 2022 vs Feb-Apr 2021



Opioid, Benzodiazepine & Stimulant Prescriptions by Sex and Age Group

Florida, April 2022



Days' Supply Prescriptions by Month of 2021 and 2022

Florida, 2021 - 2022

Drug group	APR 2021	MAY 2021	JUN 2021	JUL 2021	AUG 2021	SEP 2021	OCT 2021	NOV 2021	DEC 2021	JAN 2022	FEB 2022	MAR 2022	APR 2022
Zolpidem	36.42	36.56	36.46	36.16	36.34	36.53	36.68	37.04	36.98	37.08	36.87	36.74	36.84
Stimulants	31.01	30.94	30.95	30.81	31.02	30.93	30.97	30.93	31.03	30.87	30.74	30.78	30.74
Anxiolytic/Sedative	30.79	30.85	30.63	30.67	30.77	30.57	30.48	30.53	30.76	30.40	30.11	29.93	30.13
Muscle Relaxant	29.10	28.54	28.84	28.98	29.16	30.77	30.75	30.36	31.70	29.84	29.86	29.07	29.46
Benzodiazepines	28.70	28.71	28.66	28.69	28.79	28.75	28.79	28.84	29.03	28.88	28.71	28.82	28.91
Opioids	19.02	18.98	18.98	19.13	19.40	19.32	19.07	19.09	19.25	19.17	19.06	18.98	18.95
Buprenorphine	17.40	16.27	16.67	16.08	16.82	16.98	18.59	18.21	18.40	17.69	18.74	20.69	20.64

Days' Supply per Rx



Opioids Include:

acetaminophen with codeine phosphate, acetaminophen/caffeine/dihydrocodeine bitartrate, acetaminophen/codeine phosphate, acetaminophen/hydrocodone bitartrate, acetaminophen/hydrocodone bitartrate, acetaminophen/oxycodone HCl, acetaminophen/oxycodone HCl, acetaminophen/tramadol HCl, aspirin/caffeine/dihydrocodeine bitartrate, buprenorphine, buprenorphine HCl, buprenorphine HCl/naloxone HCl, buprenorphine HCl, butalbital/acetaminophen/caffeine/codeine phosphate, butorphanol tartrate, carisoprodol/aspirin/codeine phosphate, codeine phosphate/butalbital/aspirin/caffeine, codeine sulfate, fentanyl, fentanyl citrate, hydrocodone bitartrate, hydrocodone bitartrate/acetaminophen, hydrocodone/ibuprofen, hydromorphone HCl, ibuprofen/oxycodone HCl, levorphanol tartrate, meperidine HCl, methadone HCl, morphine sulfate, morphine sulfate/naltrexone HCl, opium/belladonna alkaloids, oxycodone HCl, oxycodone HCl/acetaminophen, oxycodone HCl/aspirin, oxycodone HCl/oxycodone terephthalate/aspirin, oxycodone HCl, oxycodone myristate, oxymorphone HCl, pentazocine HCl/naloxone HCl, tapentadol HCl, tramadol HCl, tramadol HCl/acetaminophen, tramadol HCl.

Notes:

1. Drug data extraction date - 5/05/2022
2. Demographic data extraction date - 5/06/2022
3. Report includes patients living in Florida and whose age is ≥ 18
4. Controlled substance drug schedule was set to II-V
5. Population data is based on census data from www.census.gov
6. Data from earlier years may have changed due to retrospective registration

Benzodiazepines Include:

alprazolam, amitriptyline HCl/chlordiazepoxide, chlordiazepoxide HCl, chlordiazepoxide/clidinium bromide, clobazam, clonazepam, clonazepam, clorazepate dipotassium, diazepam, estazolam, flurazepam HCl, lorazepam, oxazepam, quazepam, temazepam, triazolam.

Stimulants Include:

amphetamine, amphetamine sulfate, dexamethylphenidate HCl, dextroamphetamine sulf-saccharate/amphetamine sulf-aspartate, dextroamphetamine sulfate, lisdexamfetamine dimesylate, methylphenidate, methylphenidate HCl.