

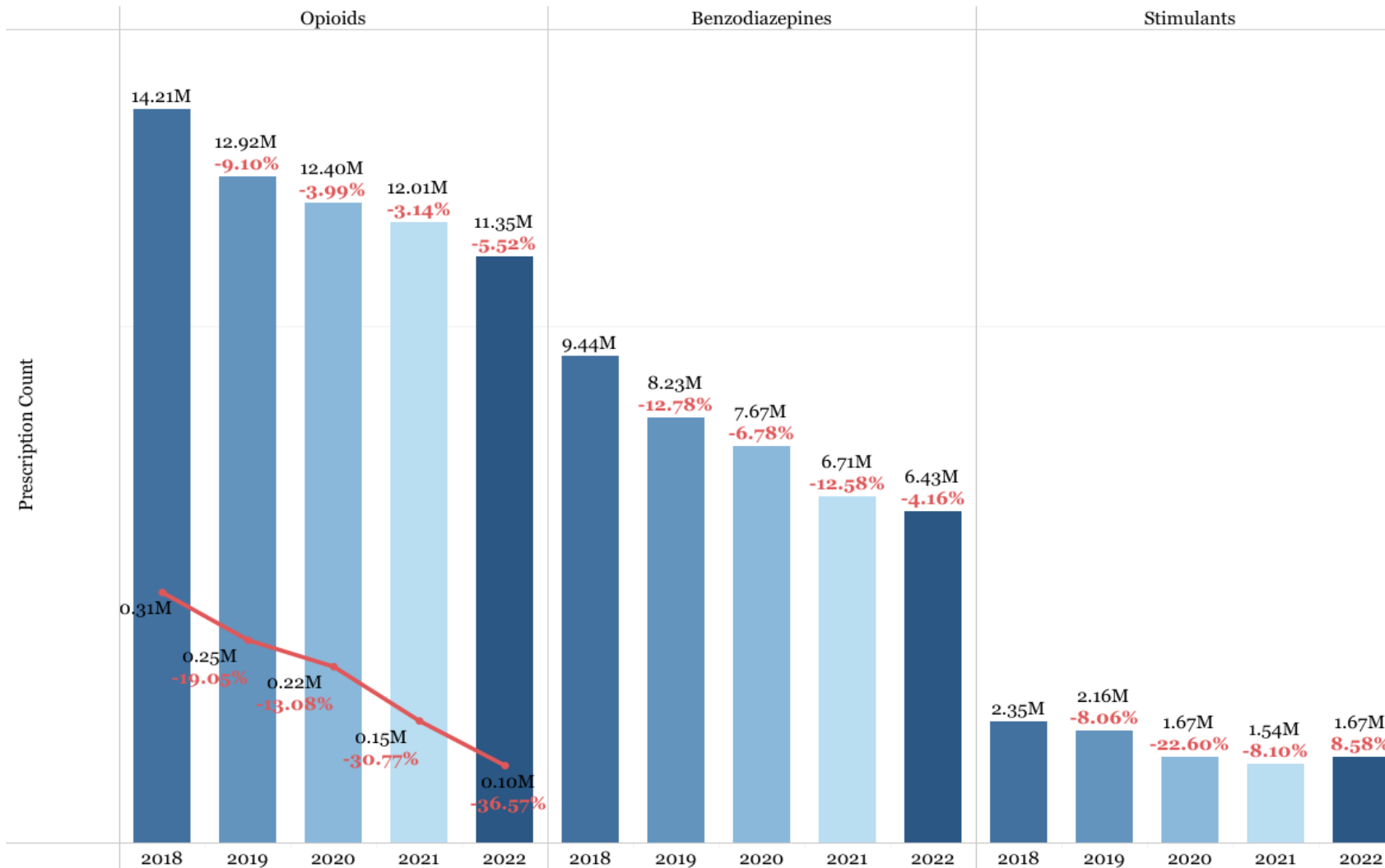
# Florida Prescription Drug Monitoring Program (PDMP) Monthly Report

---

This data were obtained through the Florida Prescription Drug Monitoring Program (PDMP) known as E-FORCSE. PDMPs gather information on controlled substance dispensations and use. For more information, click [here](#).

# Prescriptions by Drug Type & Year

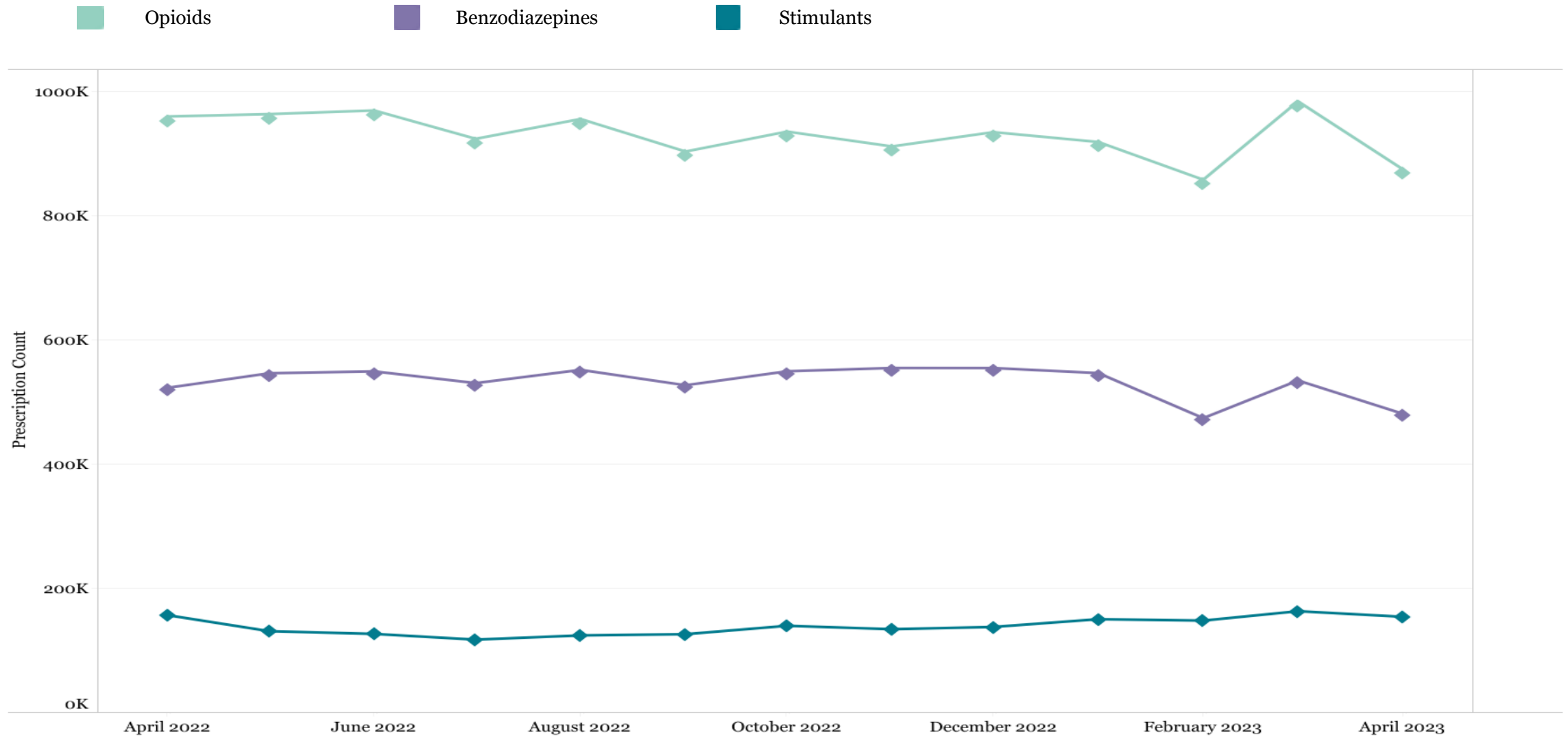
Florida, 2018 - 2022



- The red line represents the number of fentanyl prescriptions.
- The percentages indicated the percent change from the previous year.

# Prescriptions by Drug Type & Month

Florida, 2022 - 2023



# Indicators by Month

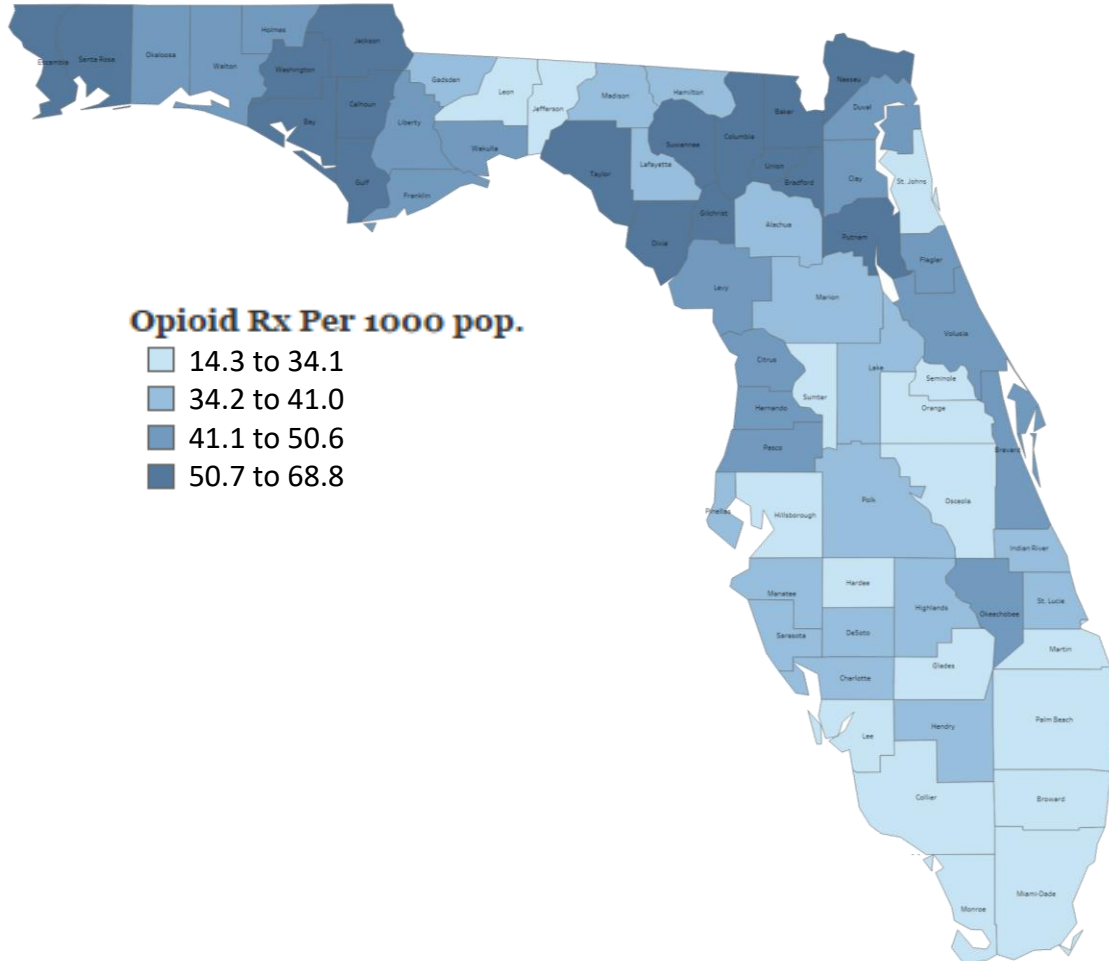
Florida, 2022 - 2023

Indicator Description	Apr 2022	May 2022	Jun 2022	Jul 2022	Aug 2022	Sep 2022	Oct 2022	Nov 2022	Dec 2022	Jan 2023	Feb 2023	Mar 2023	Apr 2023
# Opioid Prescriptions	960,425	964,268	970,153	924,493	956,382	903,966	936,103	912,214	935,221	919,336	858,536	984,824	875,211
# Benzodiazepine Prescriptions	523,313	546,719	549,742	530,861	552,171	527,415	549,876	555,245	555,150	546,973	474,434	535,061	481,421
# Stimulant Prescriptions	156,882	131,175	126,738	117,531	124,339	126,299	139,818	134,350	137,970	150,465	148,192	163,346	154,334
# Opioid Patients	755,179	751,272	752,395	725,665	735,959	705,255	735,446	712,730	724,902	720,610	689,581	756,939	696,855
# Benzodiazepine Patients	477,494	494,165	496,057	481,827	492,866	476,551	498,421	501,446	499,349	495,085	438,623	481,381	442,775
# Stimulant Patients	144,496	120,749	116,082	108,430	113,473	116,077	128,330	122,792	125,814	137,719	137,139	147,453	142,792
# Registered Users	4,406	5,421	6,896	8,501	10,147	11,363	12,767	13,857	14,859	15,988	16,927	18,010	18,826
# Patient Inquiries	3,999,882	4,035,366	4,137,412	3,845,769	4,237,861	3,813,727	3,957,401	3,938,037	3,954,443	4,169,015	3,917,501	4,578,706	4,039,179

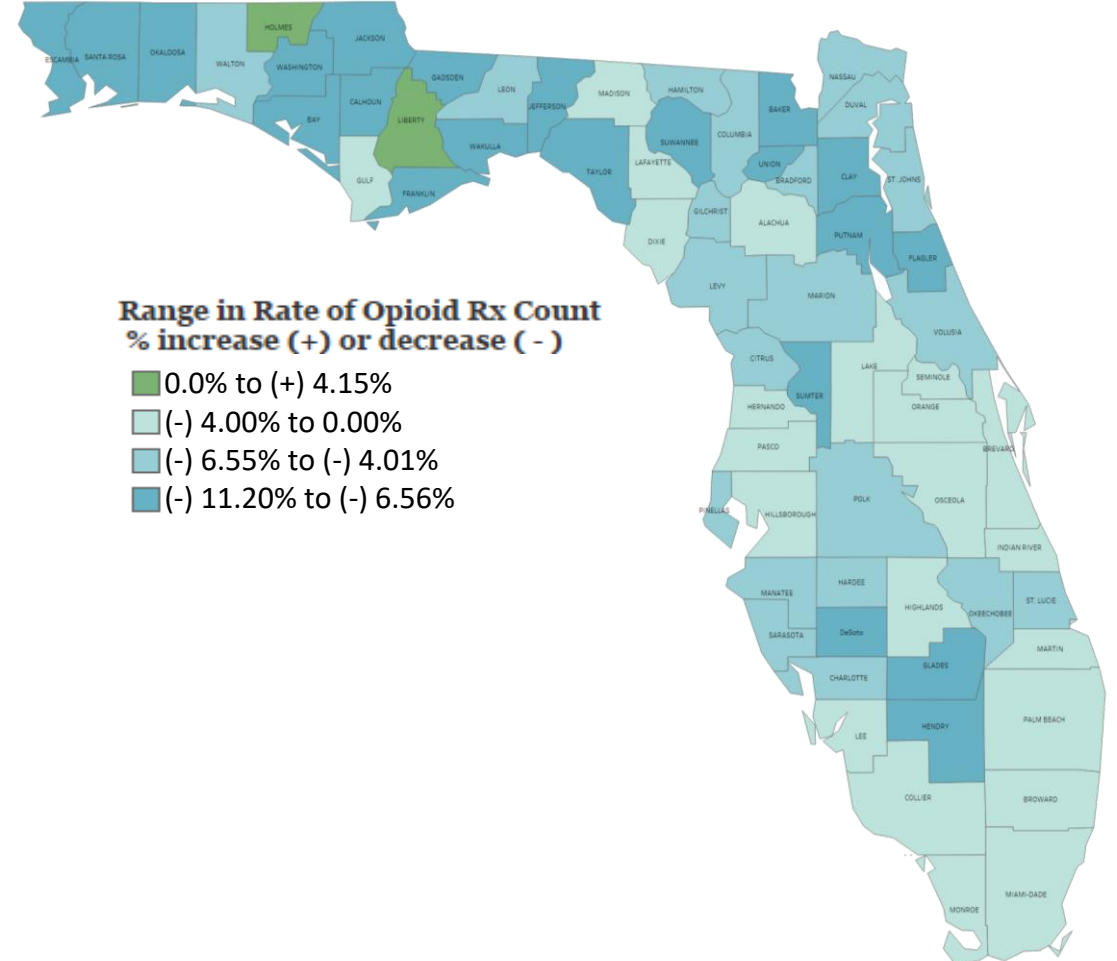
# Opioid Prescription Rate & Percent Change by County

Florida, April 2023

**Age-Adjusted Opioid Prescription Rate by County, Florida  
April, 2023**

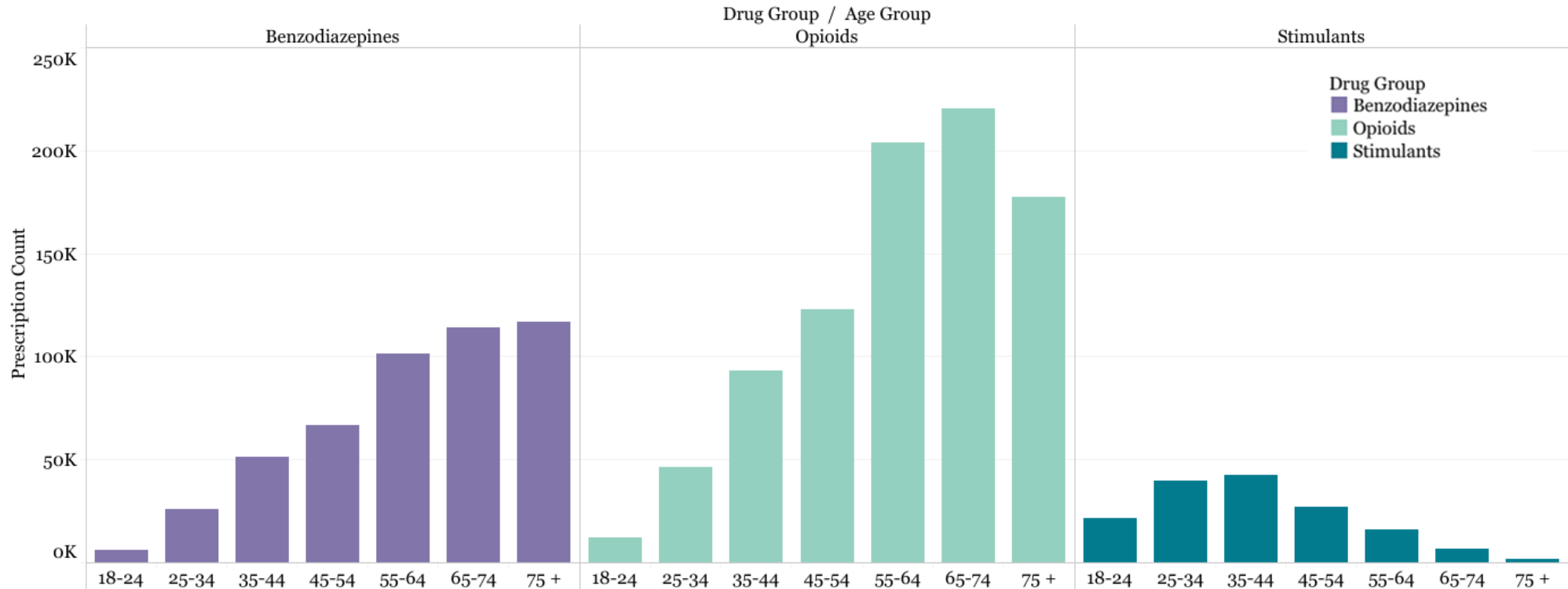
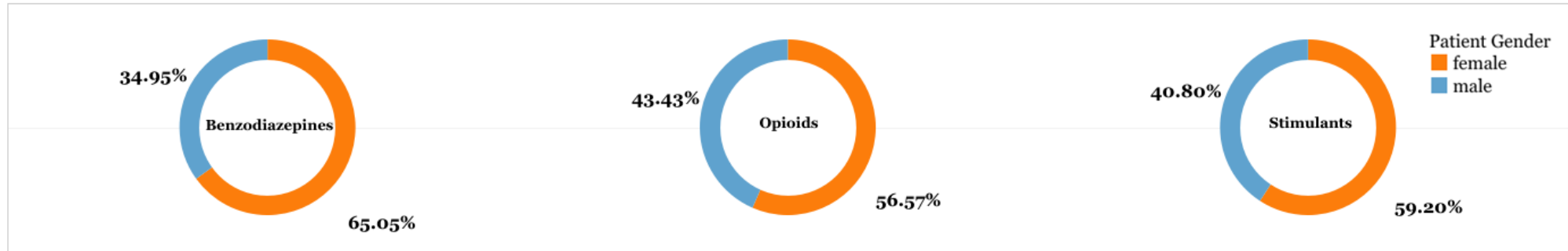


**Percent Change in Opioid Prescription Count by County, Florida  
Feb-Apr 2023 vs Feb-Apr 2022**



# Opioid, Benzodiazepine & Stimulant Prescriptions by Sex and Age

Florida, April 2023




# Days' Supply Prescriptions by Month

Florida, 2022 - 2023

Drug group	APR 2022	MAY 2022	JUN 2022	JUL 2022	AUG 2022	SEP 2022	OCT 2022	NOV 2022	DEC 2022	JAN 2023	FEB 2023	MAR 2023	APR 2023
Zolpidem	36.79	36.97	37.06	36.92	37.18	36.87	37.49	37.44	37.27	37.54	37.39	37.15	37.45
Stimulants	30.70	30.75	30.79	30.81	30.76	30.66	30.66	30.61	30.71	30.45	30.35	30.47	30.57
Anxiolytic/Sedative	30.10	30.18	30.37	30.33	29.93	29.83	29.92	29.99	30.08	30.17	30.16	29.59	30.32
Muscle Relaxant	29.48	28.57	28.92	28.67	27.46	28.08	26.72	28.04	26.87	25.35	26.75	26.58	26.33
Benzodiazepines	28.89	28.84	28.78	28.76	28.59	28.66	28.82	28.87	28.93	28.51	28.33	28.31	28.27
Buprenorphine	20.64	20.96	21.09	20.46	21.11	21.73	21.78	21.72	21.71	21.99	22.12	22.28	22.62
Opioids	18.93	18.97	18.99	19.09	18.72	18.94	18.84	18.93	19.02	18.66	18.72	18.69	18.66

Days' Supply per Rx



## Opioids Include:

acetaminophen with codeine phosphate, acetaminophen/caffeine/dihydrocodeine bitartrate, acetaminophen/codeine phosphate, acetaminophen/hydrocodone bitartrate, acetaminophen/hydrocodone bitartrate, acetaminophen/oxycodone HCl, acetaminophen/oxycodone HCl, acetaminophen/tramadol HCl, aspirin/caffeine/dihydrocodeine bitartrate, buprenorphine, buprenorphine HCl, buprenorphine HCl/naloxone HCl, buprenorphine HCl, butalbital/acetaminophen/caffeine/codeine phosphate, butorphanol tartrate, carisoprodol/aspirin/codeine phosphate, codeine phosphate/butalbital/aspirin/caffeine, codeine sulfate, fentanyl, fentanyl citrate, hydrocodone bitartrate, hydrocodone bitartrate/acetaminophen, hydrocodone/ibuprofen, hydromorphone HCl, ibuprofen/oxycodone HCl, levorphanol tartrate, meperidine HCl, methadone HCl, morphine sulfate, morphine sulfate/naltrexone HCl, opium/belladonna alkaloids, oxycodone HCl, oxycodone HCl/acetaminophen, oxycodone HCl/aspirin, oxycodone HCl/oxycodone terephthalate/aspirin, oxycodone HCl, oxycodone myristate, oxymorphone HCl, pentazocine HCl/naloxone HCl, tapentadol HCl, tramadol HCl, tramadol HCl/acetaminophen, tramadol HCl.

## Notes:

1. Data extraction date – 05/18/2023
2. Report includes patients living in Florida and whose age is  $\geq 18$
3. Controlled substance drug schedule was set to II-V
4. Population data is based on census data from [www.census.gov](http://www.census.gov)
5. Data from earlier years may have changed due to retrospective registration
6. The first figure is the same as the visual from the prior month's report, due to issues in data extraction and minimal change.

## Benzodiazepines Include:

alprazolam, amitriptyline HCl/chlordiazepoxide, chlordiazepoxide HCl, chlordiazepoxide/clidinium bromide, clobazam, clonazepam, clonazepam, clorazepate dipotassium, diazepam, estazolam, flurazepam HCl, lorazepam, oxazepam, quazepam, temazepam, triazolam.

## Stimulants Include:

amphetamine, amphetamine sulfate, dexamethylphenidate HCl, dextroamphetamine sulf-saccharate/amphetamine sulf-aspartate, dextroamphetamine sulfate, lisdexamfetamine dimesylate, methylphenidate, methylphenidate HCl.