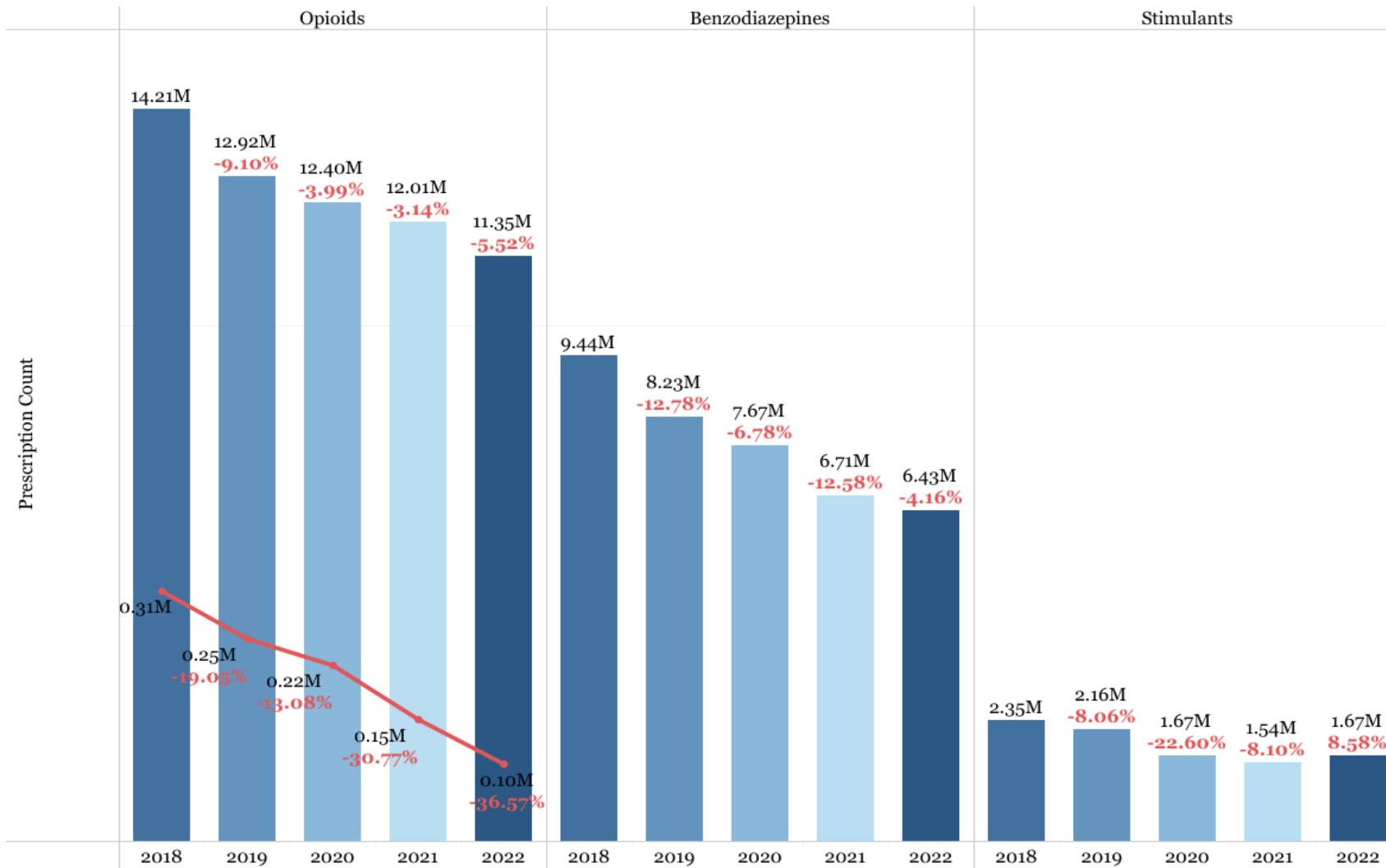


Florida Prescription Drug Monitoring Program (PDMP) Monthly Report

This data were obtained through the Florida Prescription Drug Monitoring Program (PDMP) known as E-FORCSE. PDMPs gather information on controlled substance dispensations and use. For more information, click [here](#).

Prescriptions by Drug Type & Year*

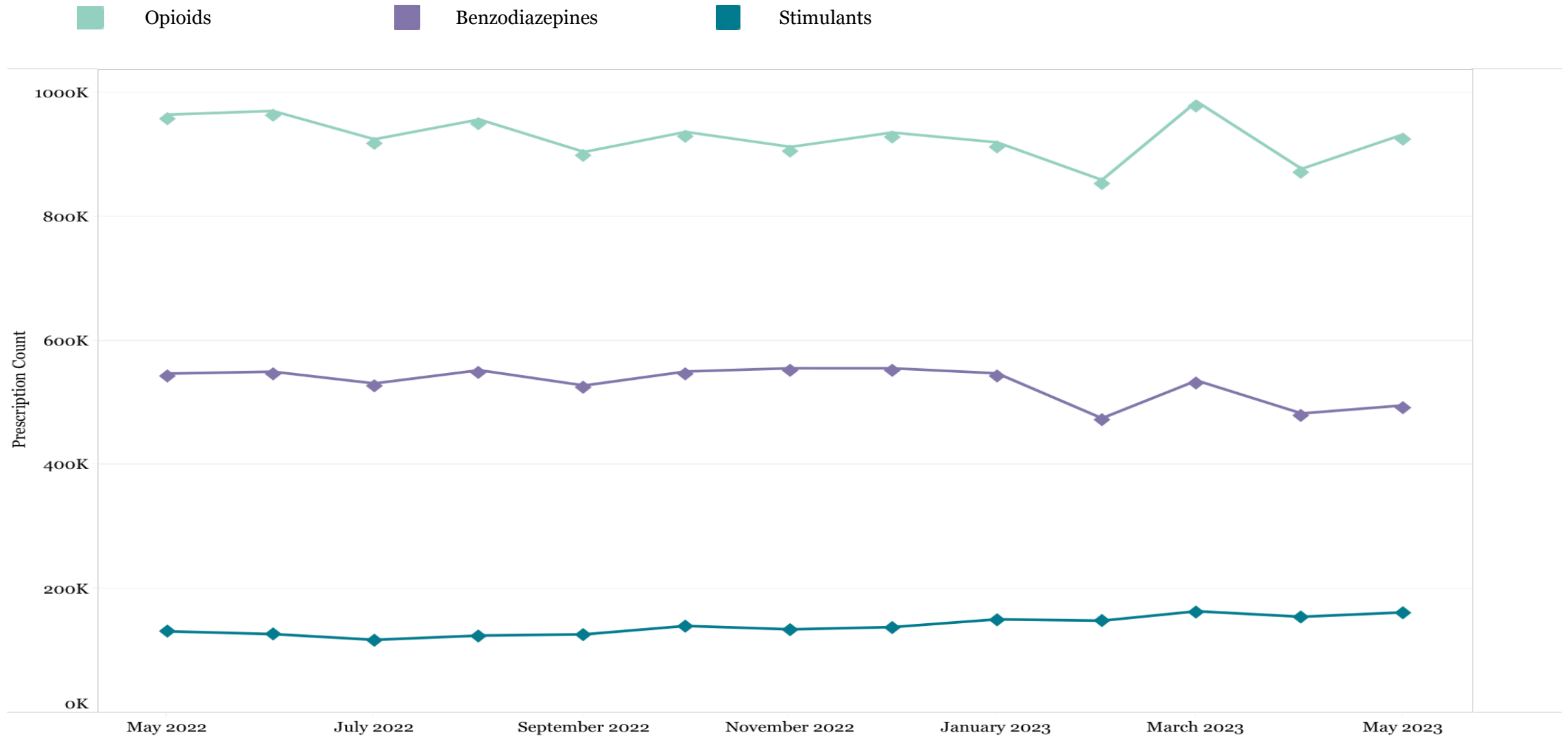
Florida, 2018 - 2022



- The red line represents the number of fentanyl prescriptions.
- The percentages indicated the percent change from the previous year.

Prescriptions by Drug Type & Month

Florida, 2022 - 2023



Indicators by Month

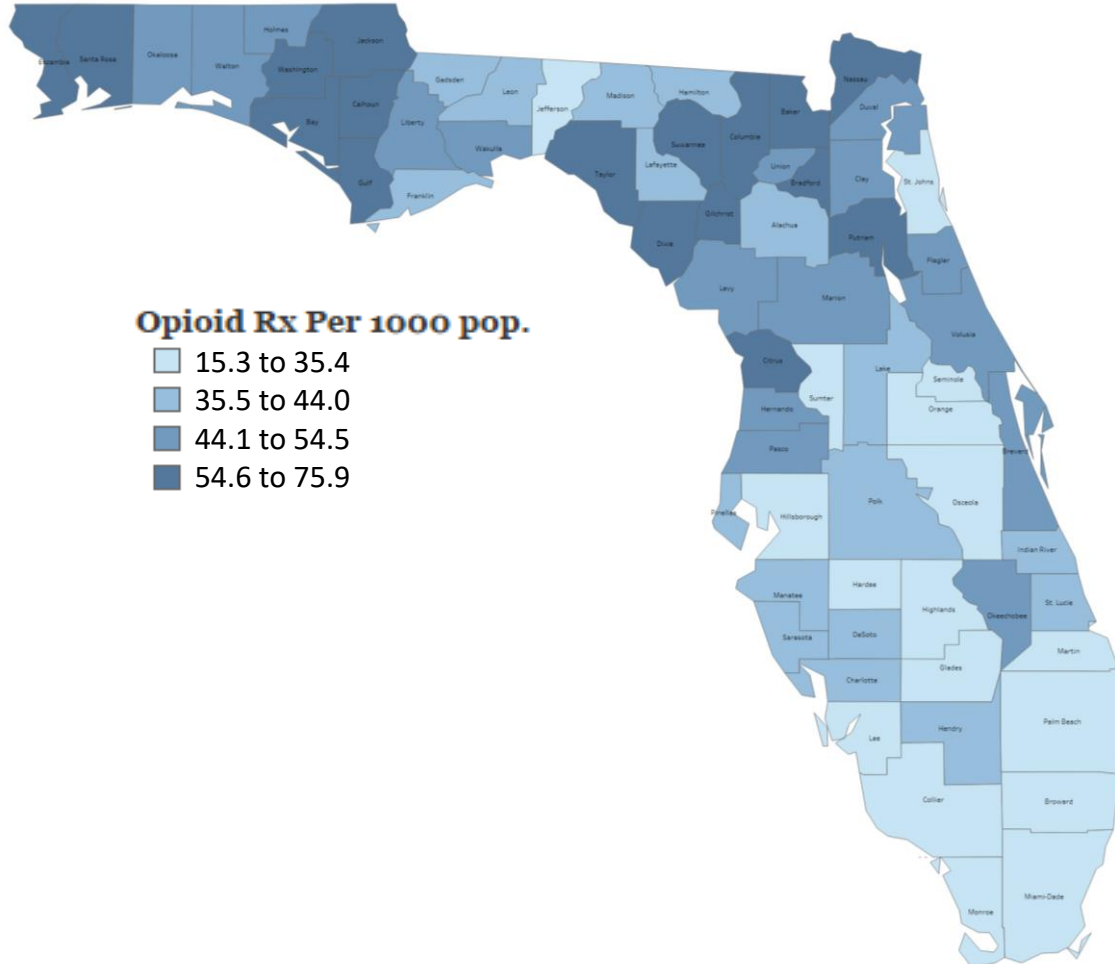
Florida, 2022 - 2023

Indicator Description	May 2022	Jun 2022	Jul 2022	Aug 2022	Sep 2022	Oct 2022	Nov 2022	Dec 2022	Jan 2023	Feb 2023	Mar 2023	Apr 2023	May 2023
# Opioid Prescriptions	964,377	970,260	924,614	956,568	904,138	936,513	912,349	935,520	919,602	858,972	985,454	876,933	932,412
# Benzodiazepine Prescriptions	546,850	549,887	530,960	552,327	527,602	550,185	555,474	555,410	547,256	474,809	535,621	482,582	495,524
# Stimulant Prescriptions	131,242	126,832	117,586	124,438	126,397	139,986	134,493	138,072	150,623	148,422	163,644	154,772	161,814
# Opioid Patients	751,440	752,781	725,985	736,367	705,552	735,852	712,975	725,311	720,811	690,047	757,659	698,207	719,266
# Benzodiazepine Patients	494,293	496,240	481,963	493,065	476,759	498,731	501,665	499,620	495,327	438,954	481,873	443,782	445,367
# Stimulant Patients	120,809	116,175	108,494	113,580	116,182	128,492	122,922	125,929	137,850	137,347	147,732	143,164	146,560
# Registered Users	5,424	6,901	8,507	10,153	11,369	12,773	13,863	14,865	15,994	16,933	18,016	18,832	19,925
# Patient Inquiries	4,037,915	4,141,320	3,850,107	4,242,052	3,817,821	3,962,521	3,942,555	3,959,019	4,173,972	3,922,325	4,584,328	4,044,676	4,224,936

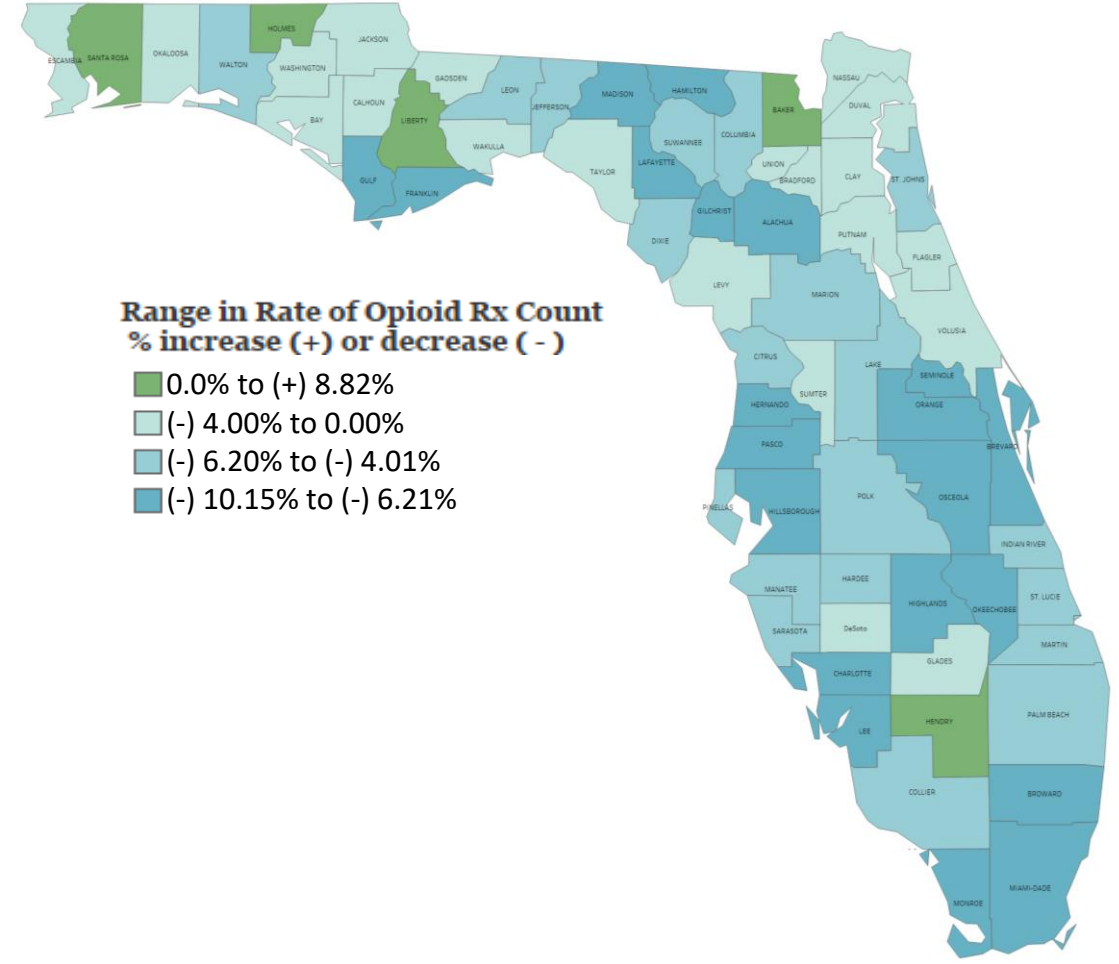
Opioid Prescription Rate & Percent Change by County

Florida, May 2023

Age-Adjusted Opioid Prescription Rate by County, Florida May, 2023

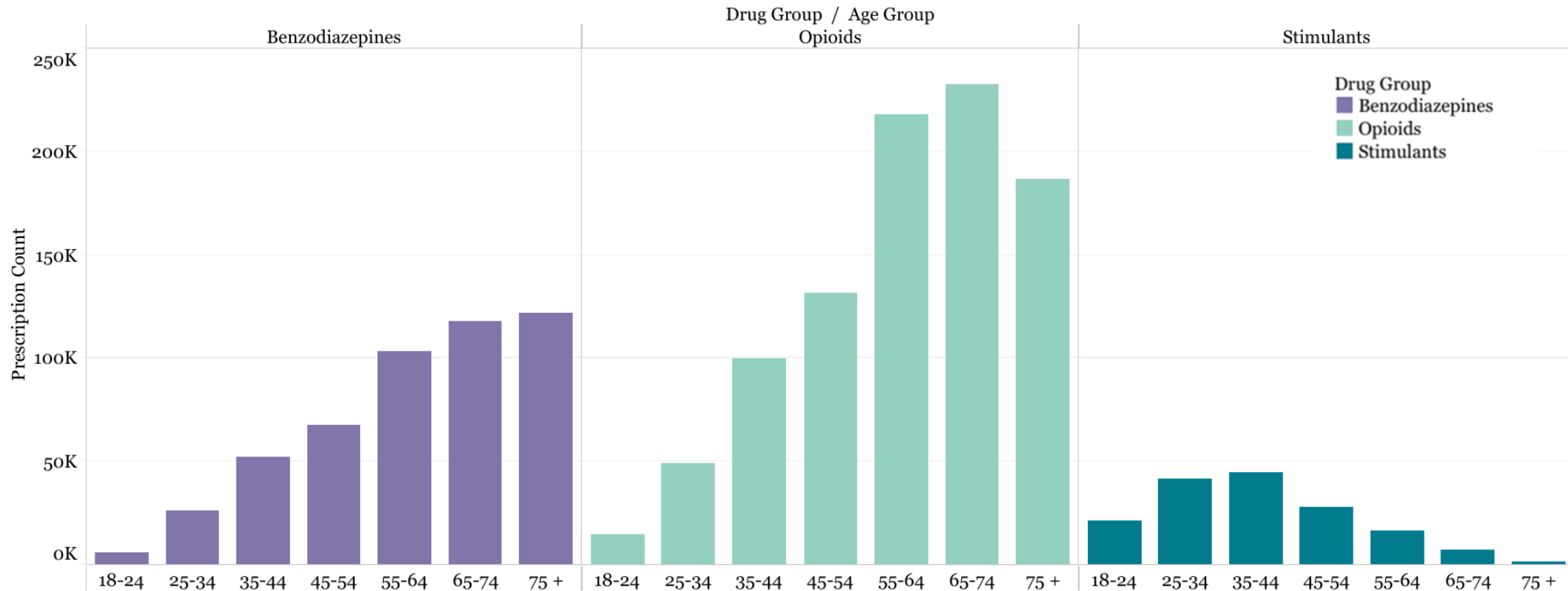
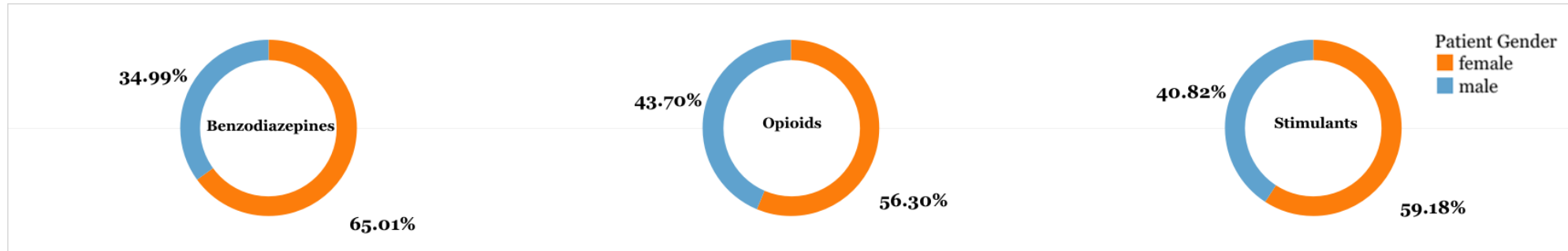


Percent Change in Opioid Prescription Count by County, Florida Mar-May 2023 vs Mar-May 2022



Opioid, Benzodiazepine & Stimulant Prescriptions by Sex and Age

Florida, May 2023




Days' Supply Prescriptions by Month

Florida, 2022 - 2023

Drug group	MAY 2022	JUN 2022	JUL 2022	AUG 2022	SEP 2022	OCT 2022	NOV 2022	DEC 2022	JAN 2023	FEB 2023	MAR 2023	APR 2023	MAY 2023
Zolpidem	36.97	37.06	36.91	37.18	36.87	37.49	37.45	37.28	37.53	37.39	37.15	37.44	37.49
Stimulants	30.75	30.79	30.81	30.77	30.66	30.66	30.62	30.71	30.45	30.35	30.47	30.57	30.68
Anxiolytic/Sedative	30.18	30.37	30.33	29.93	29.83	29.92	29.99	30.08	30.18	30.16	29.59	30.32	30.14
Muscle Relaxant	28.57	28.92	28.67	27.46	28.10	26.72	28.04	26.87	25.35	26.75	26.52	26.33	25.86
Benzodiazepines	28.84	28.78	28.76	28.59	28.66	28.82	28.87	28.93	28.51	28.32	28.32	28.27	28.16
Buprenorphine	20.97	21.11	20.44	21.12	21.72	21.79	21.73	21.71	22.00	22.14	22.26	22.39	22.35
Opioids	18.97	18.99	19.09	18.72	18.94	18.84	18.93	19.02	18.66	18.72	18.69	18.67	18.67

Days' Supply per Rx



Opioids Include:

acetaminophen with codeine phosphate, acetaminophen/caffeine/dihydrocodeine bitartrate, acetaminophen/codeine phosphate, acetaminophen/hydrocodone bitartrate, acetaminophen/hydrocodone bitartrate, acetaminophen/oxycodone HCl, acetaminophen/oxycodone HCl, acetaminophen/tramadol HCl, aspirin/caffeine/dihydrocodeine bitartrate, buprenorphine, buprenorphine HCl, buprenorphine HCl/naloxone HCl, buprenorphine HCl, butalbital/acetaminophen/caffeine/codeine phosphate, butorphanol tartrate, carisoprodol/aspirin/codeine phosphate, codeine phosphate/butalbital/aspirin/caffeine, codeine sulfate, fentanyl, fentanyl citrate, hydrocodone bitartrate, hydrocodone bitartrate/acetaminophen, hydrocodone/ibuprofen, hydromorphone HCl, ibuprofen/oxycodone HCl, levorphanol tartrate, meperidine HCl, methadone HCl, morphine sulfate, morphine sulfate/naltrexone HCl, opium/belladonna alkaloids, oxycodone HCl, oxycodone HCl/acetaminophen, oxycodone HCl/aspirin, oxycodone HCl/oxycodone terephthalate/aspirin, oxycodone HCl, oxycodone myristate, oxymorphone HCl, pentazocine HCl/naloxone HCl, tapentadol HCl, tramadol HCl, tramadol HCl/acetaminophen, tramadol HCl.

Notes:

1. Data extraction date – 06/12/2023
2. Report includes patients living in Florida and whose age is ≥ 18
3. Controlled substance drug schedule was set to II-V
4. Population data is based on census data from www.census.gov
5. Data from earlier years may have changed due to retrospective registration
6. *The first figure is the same as the visual from prior months' reports, due to issues in data extraction and minimal change in the Rx count between report months.

May 2023

Benzodiazepines Include:

alprazolam, amitriptyline HCl/chlordiazepoxide, chlordiazepoxide HCl, chlordiazepoxide/clidinium bromide, clobazam, clonazepam, clonazepam, clorazepate dipotassium, diazepam, estazolam, flurazepam HCl, lorazepam, oxazepam, quazepam, temazepam, triazolam.

Stimulants Include:

amphetamine, amphetamine sulfate, dexamethylphenidate HCl, dextroamphetamine sulf-saccharate/amphetamine sulf-aspartate, dextroamphetamine sulfate, lisdexamfetamine dimesylate, methylphenidate, methylphenidate HCl.