

November  
2022



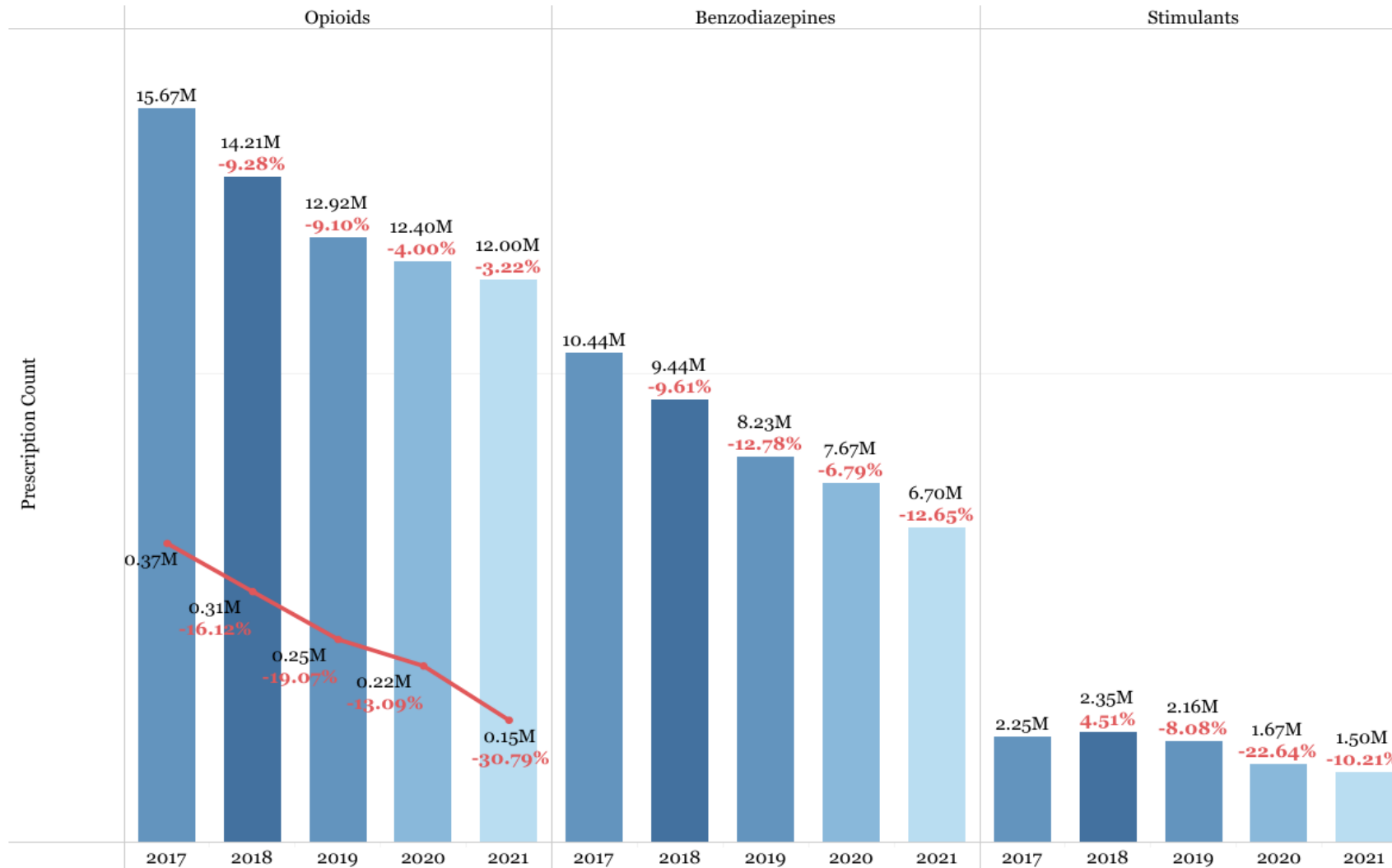
# Florida Prescription Drug Monitoring Program (PDMP) Monthly Report

---

This data were obtained through the Florida Prescription Drug Monitoring Program (PDMP) known as E-FORCSE. PDMPs gather information on controlled substance dispensations and use. For more information, click [here](#).

# Prescriptions by Drug Type & Year, Florida, 2017 - 2021

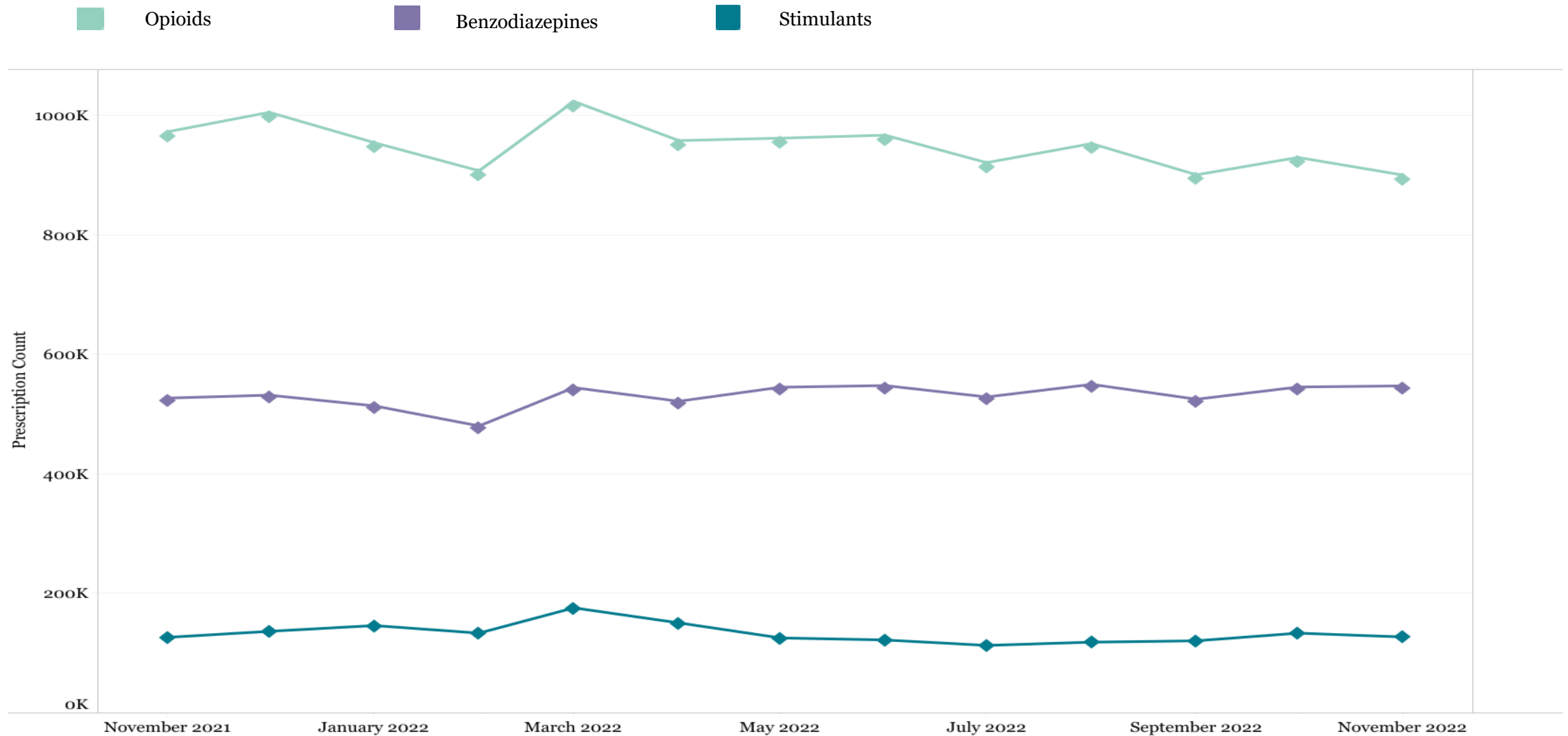
Florida, 2017 - 2021



- The red line represents the number of fentanyl prescriptions.
- The percentages indicated the percent change from the previous year.

# Prescriptions by Drug Type & Month

Florida, 2021 - 2022



# Indicators by Month

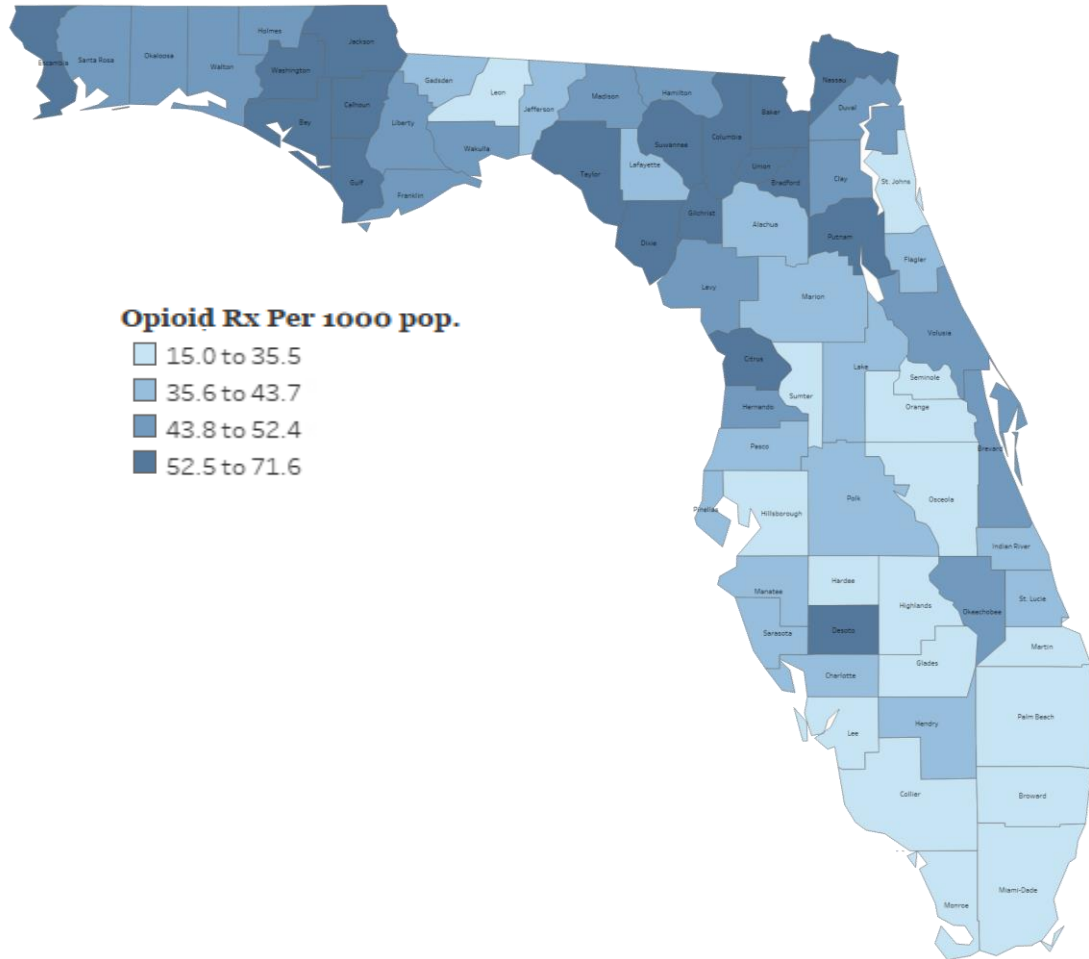
Florida, 2021 - 2022

Indicator Description	Nov 2021	Dec 2021	Jan 2022	Feb 2022	Mar 2022	Apr 2022	May 2022	Jun 2022	Jul 2022	Aug 2022	Sep 2022	Oct 2022	Nov 2022
# Opioid Prescriptions	972,824	1,005,314	954,519	907,413	1,023,563	958,020	961,999	967,020	921,064	952,978	900,699	929,785	900,293
# Benzodiazepine Prescriptions	527,002	531,871	514,009	480,380	544,495	521,685	545,122	547,938	528,863	549,945	525,081	545,479	547,370
# Stimulant Prescriptions	126,506	136,582	146,223	133,615	175,883	150,742	125,594	122,095	113,052	118,457	120,742	133,529	127,160
# Opioid Patients	756,046	767,897	744,673	723,347	783,272	753,079	749,185	749,686	722,781	733,227	702,451	730,746	703,605
# Benzodiazepine Patients	473,407	474,792	464,527	440,197	486,185	476,001	492,686	494,416	480,070	490,923	474,410	494,519	494,424
# Stimulant Patients	116,666	124,365	134,432	123,612	158,589	138,905	115,657	111,844	104,355	108,131	110,956	122,563	116,249
# Registered Users	14,335	15,448	16,606	17,666	18,828	19,851	20,865	22,341	23,945	25,592	26,807	28,210	29,300
# Patient Inquiries	3,933,283	3,924,632	3,945,350	3,780,610	4,415,081	3,999,265	4,035,077	4,137,325	3,845,709	4,237,984	3,813,103	3,955,143	3,934,115

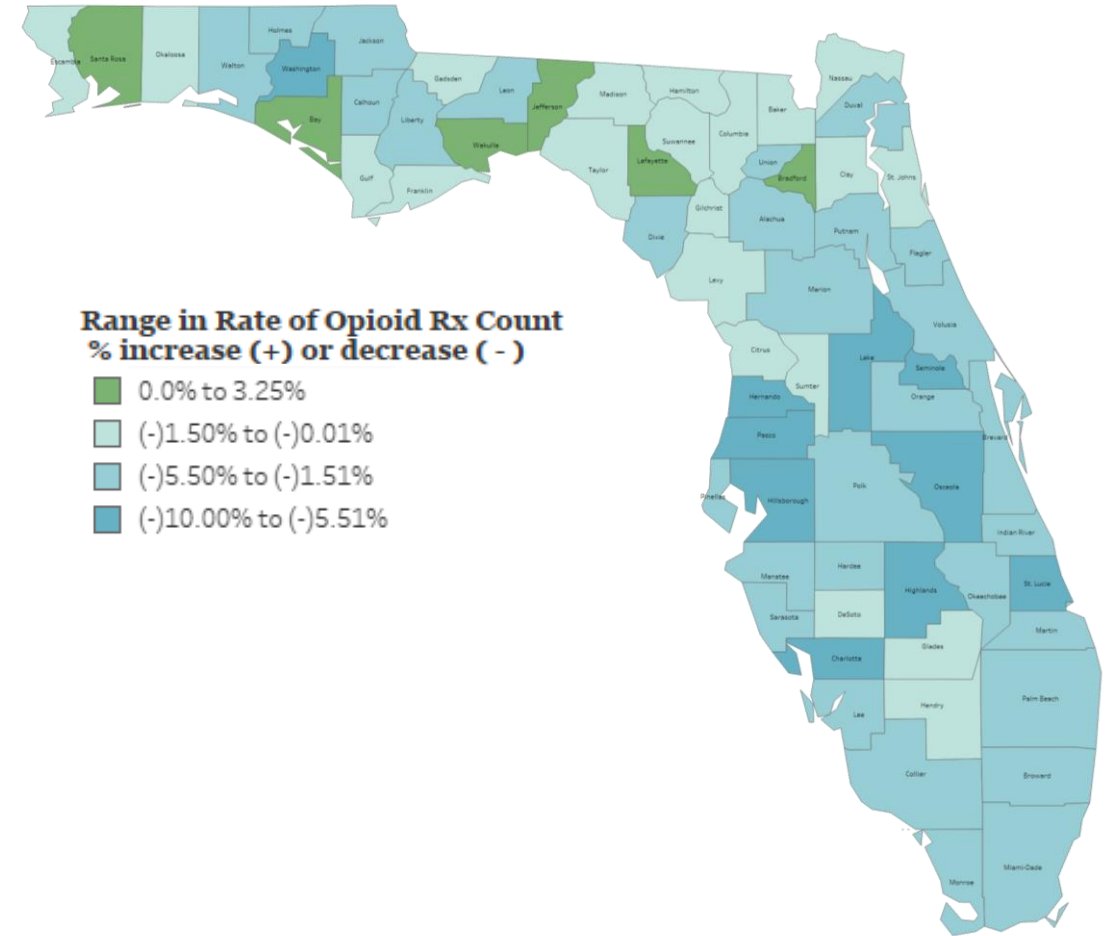
# Opioid Prescription Rate & Percent Change by County

Florida, November 2022

Age-Adjusted Opioid Prescription Rate by County, Florida  
November, 2022

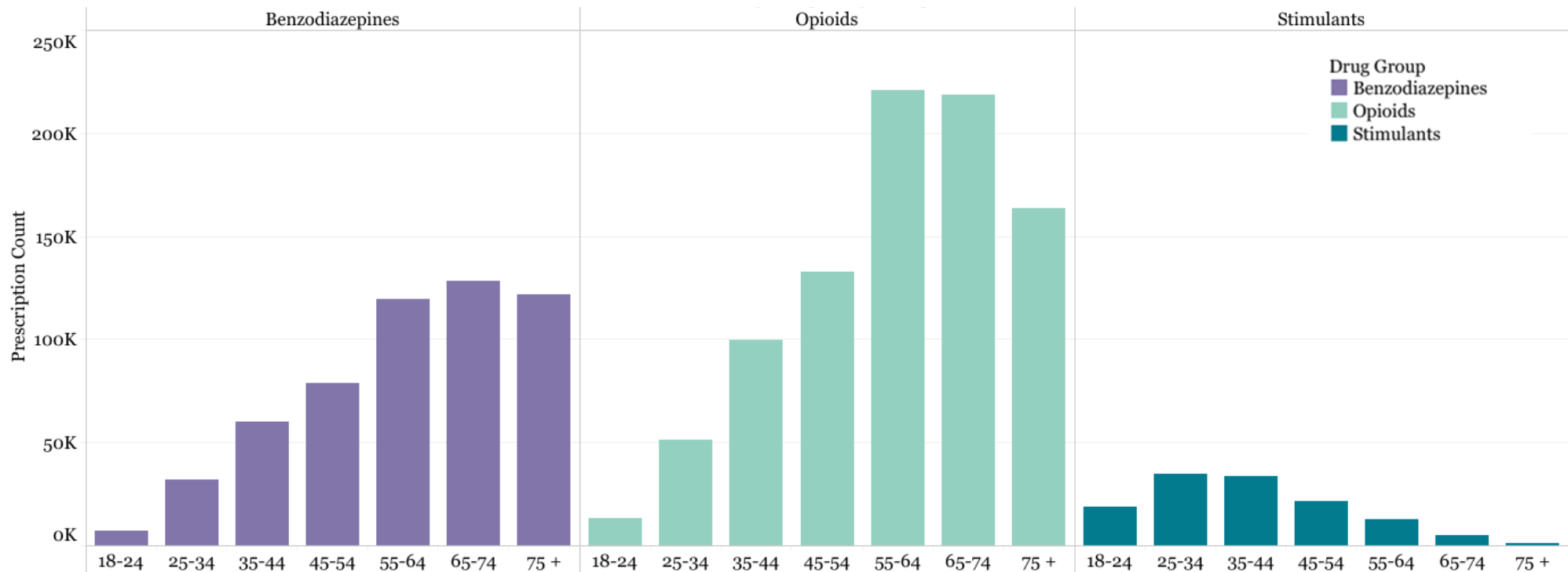
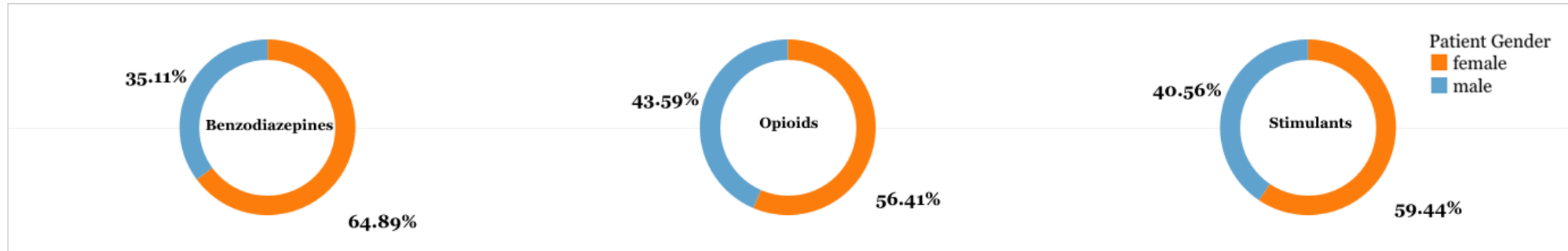


Percent Change in Opioid Prescription Count by County, Florida  
Sep-Nov 2022 vs Sep-Nov 2021



# Opioid, Benzodiazepine & Stimulant Prescriptions by Sex and Age Group

Florida, November 2022



# Days' Supply Prescriptions by Month of 2021 and 2022

Florida, 2021 - 2022

Drug group	NOV 2021	DEC 2021	JAN 2022	FEB 2022	MAR 2022	APR 2022	MAY 2022	JUN 2022	JUL 2022	AUG 2022	SEP 2022	OCT 2022	NOV 2022
Zolpidem	37.01	36.96	37.07	36.84	36.71	36.79	36.96	37.06	36.92	37.17	36.87	37.48	37.44
Stimulants	30.91	31.02	30.87	30.74	30.77	30.72	30.78	30.80	30.83	30.79	30.67	30.67	30.63
Anxiolytic/Sedative	30.49	30.73	30.37	30.08	29.91	30.10	30.18	30.38	30.34	29.94	29.84	29.92	30.01
Muscle Relaxant	30.36	31.59	29.74	29.89	29.11	29.48	28.61	28.92	28.67	27.49	28.01	26.64	28.00
Benzodiazepines	28.81	29.01	28.86	28.69	28.81	28.89	28.85	28.79	28.78	28.61	28.68	28.83	28.88
Buprenorphine	18.27	18.42	17.71	18.73	20.68	20.63	20.92	21.07	20.41	21.09	21.70	21.76	21.61
Opioids	19.06	19.23	19.15	19.03	18.98	18.95	18.99	19.02	19.12	18.75	18.96	18.85	18.96

Days' Supply per Rx



## Opioids Include:

acetaminophen with codeine phosphate, acetaminophen/caffeine/dihydrocodeine bitartrate, acetaminophen/codeine phosphate, acetaminophen/hydrocodone bitartrate, acetaminophen/hydrocodone bitartrate, acetaminophen/oxycodone HCl, acetaminophen/oxycodone HCl, acetaminophen/tramadol HCl, aspirin/caffeine/dihydrocodeine bitartrate, buprenorphine, buprenorphine HCl, buprenorphine HCl/naloxone HCl, buprenorphine HCl, butalbital/acetaminophen/caffeine/codeine phosphate, butorphanol tartrate, carisoprodol/aspirin/codeine phosphate, codeine phosphate/butalbital/aspirin/caffeine, codeine sulfate, fentanyl, fentanyl citrate, hydrocodone bitartrate, hydrocodone bitartrate/acetaminophen, hydrocodone/ibuprofen, hydromorphone HCl, ibuprofen/oxycodone HCl, levorphanol tartrate, meperidine HCl, methadone HCl, morphine sulfate, morphine sulfate/naltrexone HCl, opium/belladonna alkaloids, oxycodone HCl, oxycodone HCl/acetaminophen, oxycodone HCl/aspirin, oxycodone HCl/oxycodone terephthalate/aspirin, oxycodone HCl, oxycodone myristate, oxymorphone HCl, pentazocine HCl/naloxone HCl, tapentadol HCl, tramadol HCl, tramadol HCl/acetaminophen, tramadol HCl.

## Notes:

1. Data extraction date – 12/16/2022
2. Report includes patients living in Florida and whose age is  $\geq 18$
3. Controlled substance drug schedule was set to II-V
4. Population data is based on census data from [www.census.gov](http://www.census.gov)
5. Data from earlier years may have changed due to retrospective registration

## Benzodiazepines Include:

alprazolam, amitriptyline HCl/chlordiazepoxide, chlordiazepoxide HCl, chlordiazepoxide/clidinium bromide, clobazam, clonazepam, clonazepam, clorazepate dipotassium, diazepam, estazolam, flurazepam HCl, lorazepam, oxazepam, quazepam, temazepam, triazolam.

## Stimulants Include:

amphetamine, amphetamine sulfate, dexamethylphenidate HCl, dextroamphetamine sulf-saccharate/amphetamine sulf-aspartate, dextroamphetamine sulfate, lisdexamfetamine dimesylate, methylphenidate, methylphenidate HCl.