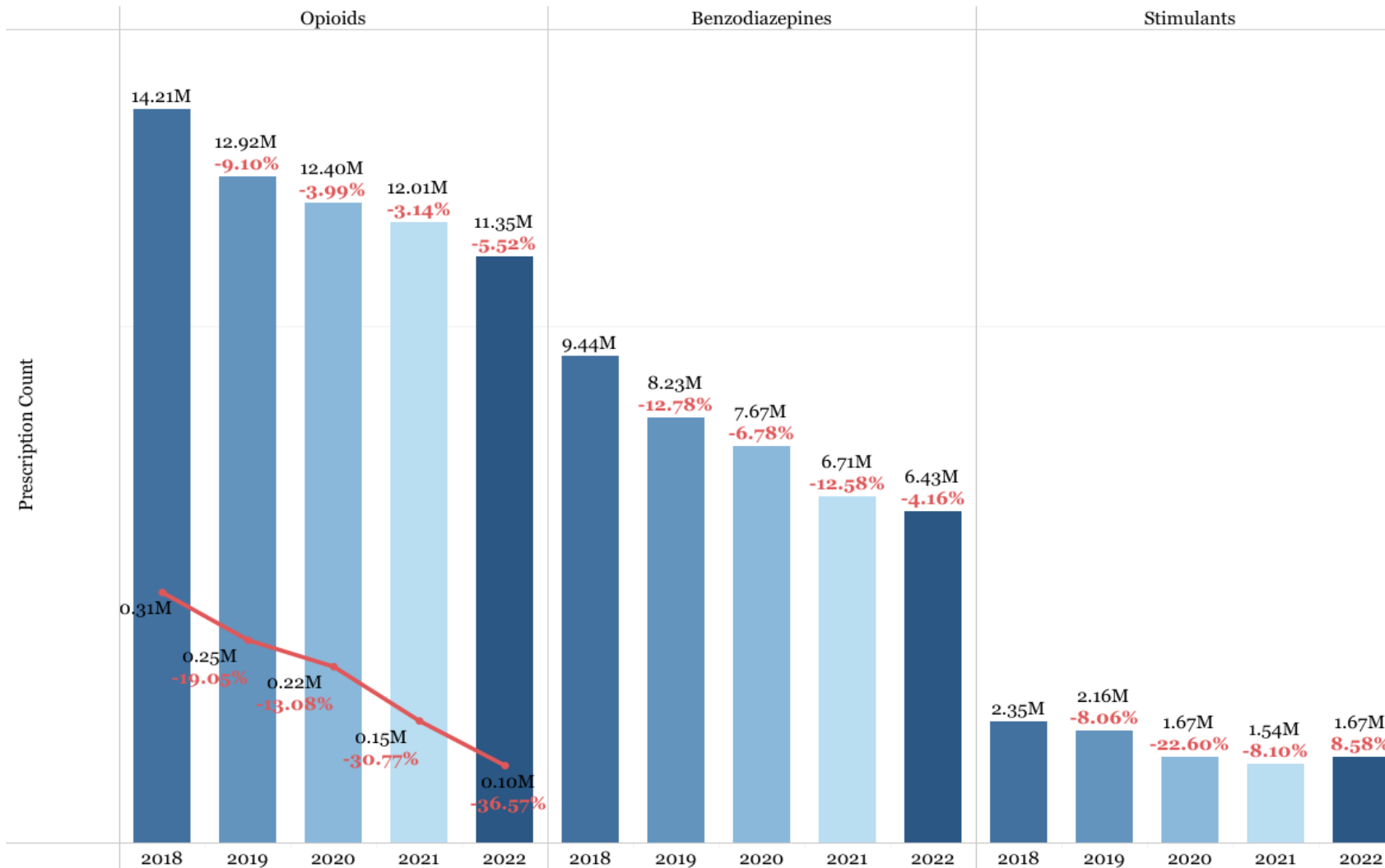


Florida Prescription Drug Monitoring Program (PDMP) Monthly Report

This data were obtained through the Florida Prescription Drug Monitoring Program (PDMP) known as E-FORCSE. PDMPs gather information on controlled substance dispensations and use. For more information, click [here](#).

Prescriptions by Drug Type & Year*

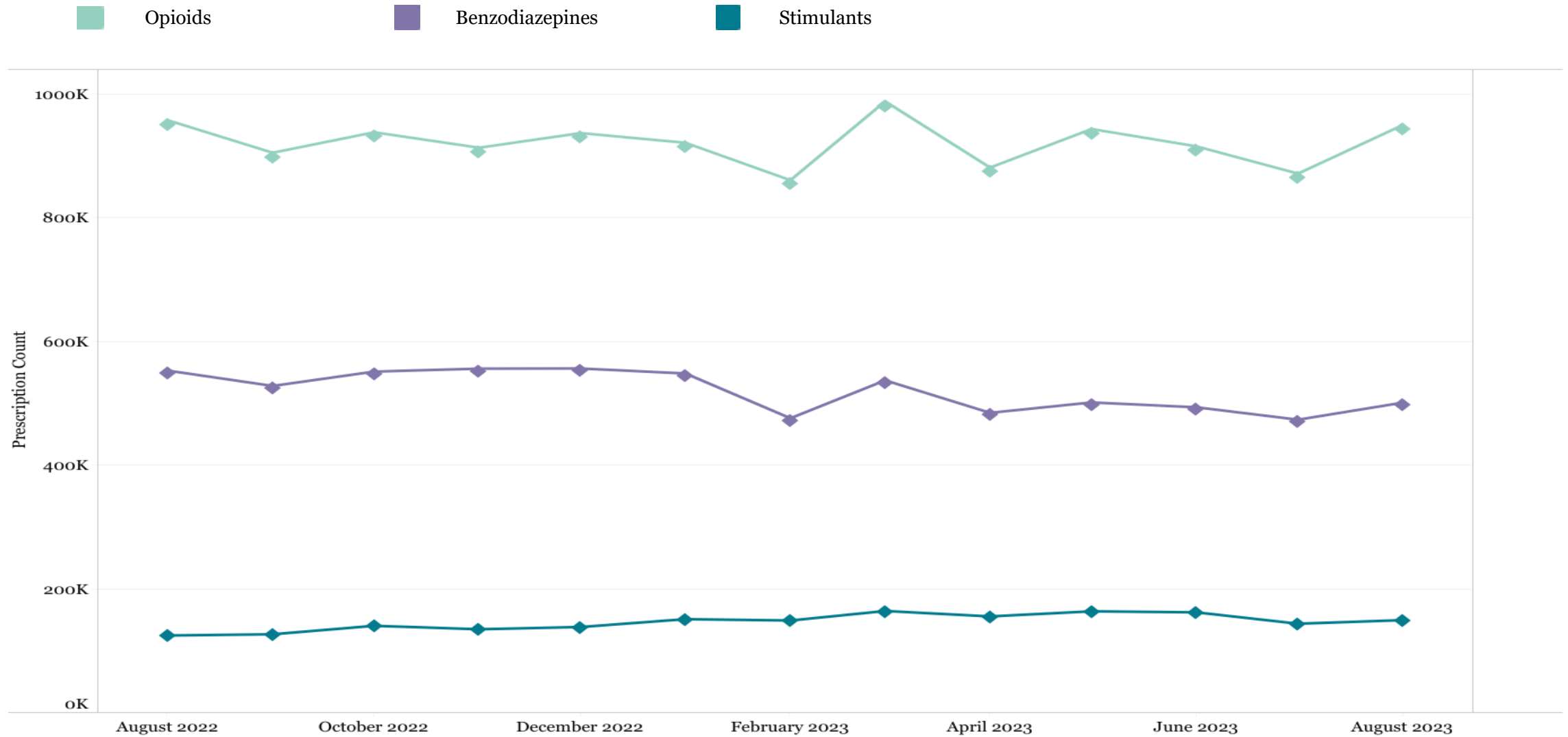
Florida, 2018 - 2022



- The red line represents the number of fentanyl prescriptions.
- The percentages indicated the percent change from the previous year.

Prescriptions by Drug Type & Month

Florida, 2022 - 2023



Indicators by Month

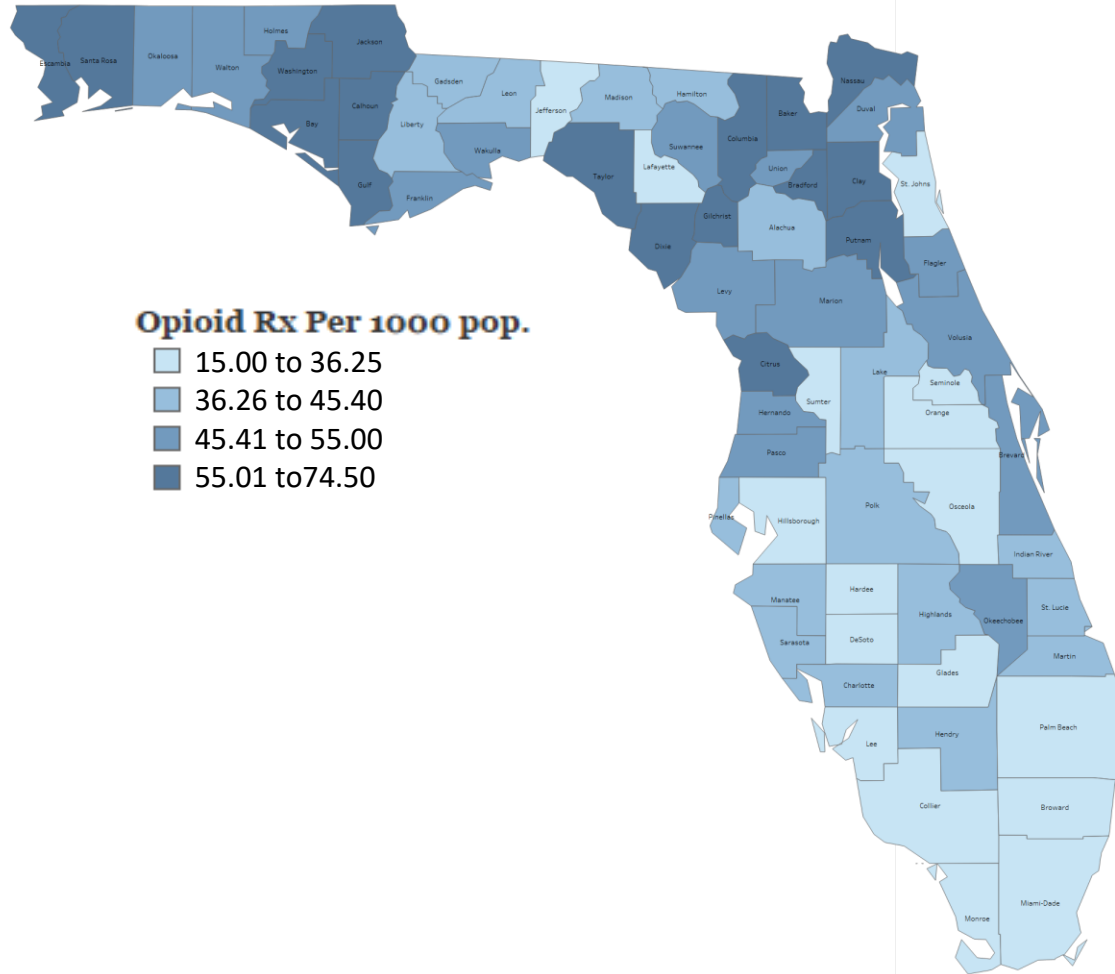
Florida, 2022 - 2023

Indicator Description	Aug 2022	Sep 2022	Oct 2022	Nov 2022	Dec 2022	Jan 2023	Feb 2023	Mar 2023	Apr 2023	May 2023	Jun 2023	Jul 2023	Aug 2023
# Opioid Prescriptions	957,831	905,279	938,379	913,384	937,081	921,384	860,844	988,388	881,275	943,666	915,620	871,554	950,169
# Benzodiazepine Prescriptions	553,001	528,190	551,364	556,190	556,446	548,324	475,937	537,217	484,695	501,515	493,672	473,637	501,204
# Stimulant Prescriptions	124,682	126,634	140,307	134,754	138,357	151,062	148,869	164,257	155,498	163,714	162,044	143,696	149,475
# Opioid Patients	736,698	705,790	736,633	713,297	725,818	721,903	691,417	759,667	701,135	726,854	709,634	680,532	729,161
# Benzodiazepine Patients	493,459	477,101	499,566	502,175	500,282	496,110	439,885	483,108	445,558	450,140	446,756	430,417	450,248
# Stimulant Patients	113,772	116,362	128,757	123,168	126,144	138,225	137,764	148,262	143,828	148,214	148,195	132,785	135,401
# Registered Users	10,156	11,372	12,776	13,866	14,868	15,997	16,936	18,019	18,835	19,929	21,386	22,970	24,478
# Patient Inquiries	4,241,357	3,818,792	3,962,764	3,943,223	3,960,267	4,174,838	3,923,238	4,585,020	4,045,302	4,225,693	4,090,658	4,044,530	4,367,157

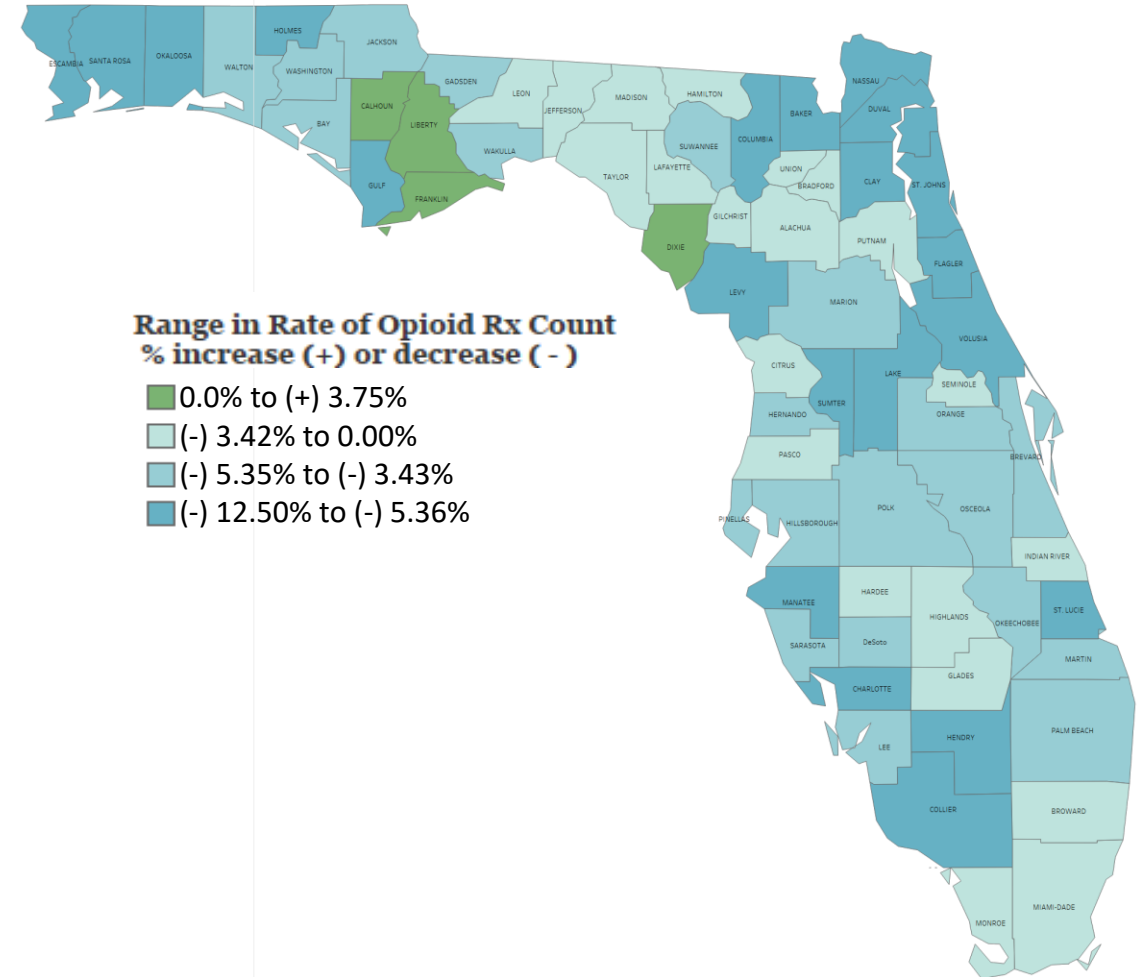
Opioid Prescription Rate & Percent Change by County

Florida, August 2023

**Age-Adjusted Opioid Prescription Rate by County, Florida
August, 2023**

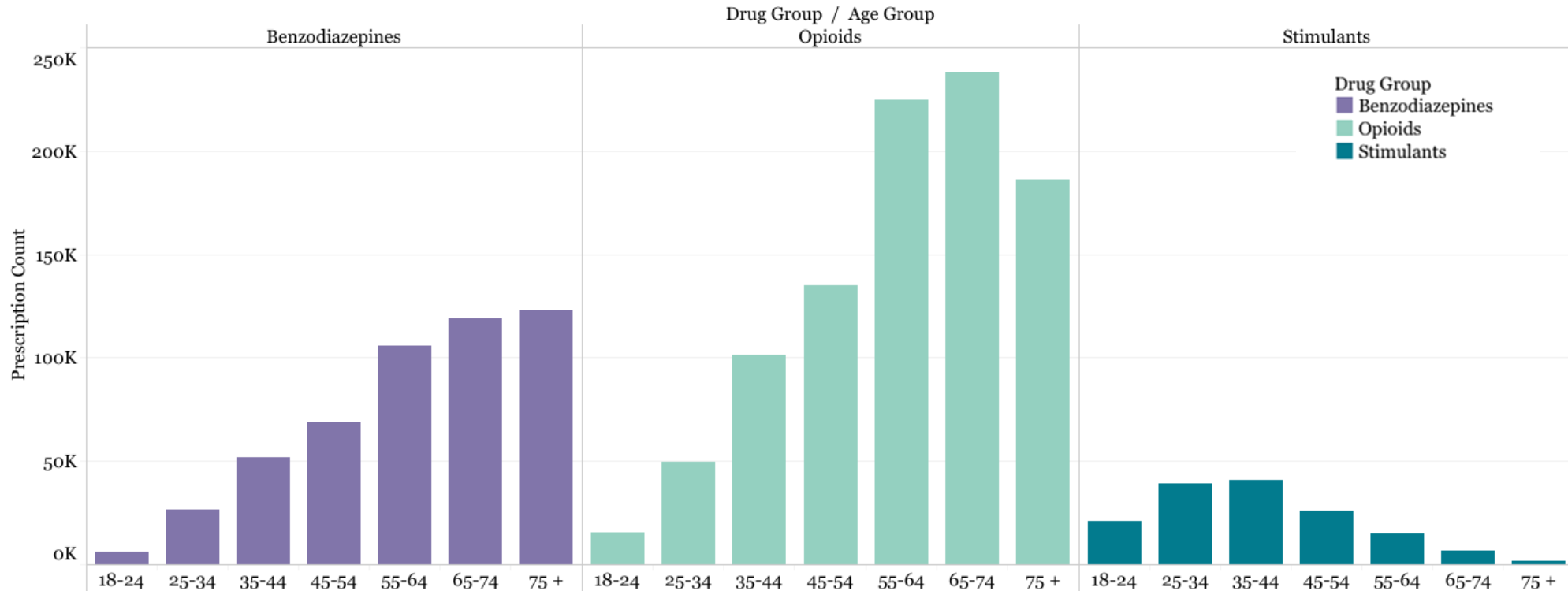
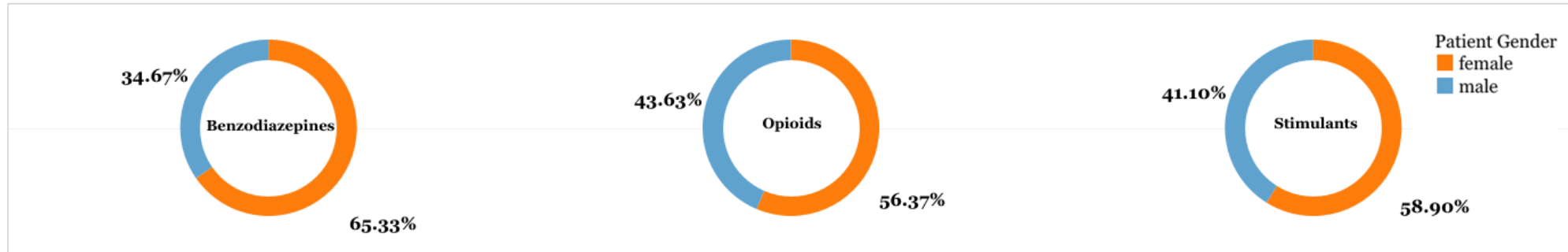


**Percent Change in Opioid Prescription Count by County, Florida
Jun-Aug 2023 vs Jun-Aug 2022**



Opioid, Benzodiazepine & Stimulant Prescriptions by Sex and Age

Florida, August 2023




Days' Supply Prescriptions by Month

Florida, 2022 - 2023

Drug group	AUG 2022	SEP 2022	OCT 2022	NOV 2022	DEC 2022	JAN 2023	FEB 2023	MAR 2023	APR 2023	MAY 2023	JUN 2023	JUL 2023	AUG 2023
Zolpidem	37.17	36.86	37.47	37.44	37.27	37.52	37.38	37.14	37.41	37.47	37.21	37.19	37.22
Stimulants	30.76	30.66	30.66	30.61	30.70	30.44	30.34	30.46	30.56	30.67	30.58	30.66	30.68
Anxiolytic/Sedative	29.93	29.83	29.91	29.99	30.07	30.17	30.15	29.58	30.30	30.13	30.07	30.21	29.92
Muscle Relaxant	27.43	28.10	26.73	28.04	26.87	25.35	26.76	26.49	26.31	25.93	28.39	27.97	30.38
Benzodiazepines	28.59	28.66	28.81	28.87	28.92	28.50	28.32	28.31	28.27	28.16	28.05	28.06	28.03
Buprenorphine	21.13	21.72	21.78	21.72	21.69	21.98	22.14	22.30	22.39	22.33	22.75	22.37	22.62
Opioids	18.71	18.93	18.83	18.92	19.02	18.65	18.71	18.69	18.66	18.69	18.60	18.63	18.56

Days' Supply per Rx



Opioids Include:

acetaminophen with codeine phosphate, acetaminophen/caffeine/dihydrocodeine bitartrate, acetaminophen/codeine phosphate, acetaminophen/hydrocodone bitartrate, acetaminophen/hydrocodone bitartrate, acetaminophen/oxycodone HCl, acetaminophen/oxycodone HCl, acetaminophen/tramadol HCl, aspirin/caffeine/dihydrocodeine bitartrate, buprenorphine, buprenorphine HCl, buprenorphine HCl/naloxone HCl, buprenorphine HCl, butalbital/acetaminophen/caffeine/codeine phosphate, butorphanol tartrate, carisoprodol/aspirin/codeine phosphate, codeine phosphate/butalbital/aspirin/caffeine, codeine sulfate, fentanyl, fentanyl citrate, hydrocodone bitartrate, hydrocodone bitartrate/acetaminophen, hydrocodone/ibuprofen, hydromorphone HCl, ibuprofen/oxycodone HCl, levorphanol tartrate, meperidine HCl, methadone HCl, morphine sulfate, morphine sulfate/naltrexone HCl, opium/belladonna alkaloids, oxycodone HCl, oxycodone HCl/acetaminophen, oxycodone HCl/aspirin, oxycodone HCl/oxycodone terephthalate/aspirin, oxycodone HCl, oxycodone myristate, oxymorphone HCl, pentazocine HCl/naloxone HCl, tapentadol HCl, tramadol HCl, tramadol HCl/acetaminophen, tramadol HCl.

Notes

1. Data extraction dates – 9/12/2023 & 9/19/2023
2. Report includes patients living in Florida and whose age is ≥ 18
3. Controlled substance drug schedule was set to II-V
4. Population data is based on census data from www.census.gov
5. Data from earlier years may have changed due to retrospective registration
6. *The first figure is the same as the visual from prior months' reports, due to issues in data extraction and minimal change in the Rx count between report months.

Benzodiazepines Include:

alprazolam, amitriptyline HCl/chlordiazepoxide, chlordiazepoxide HCl, chlordiazepoxide/clidinium bromide, clobazam, clonazepam, clonazepam, clorazepate dipotassium, diazepam, estazolam, flurazepam HCl, lorazepam, oxazepam, quazepam, temazepam, triazolam.

Stimulants Include:

amphetamine, amphetamine sulfate, dexamethylphenidate HCl, dextroamphetamine sulf-saccharate/amphetamine sulf-aspartate, dextroamphetamine sulfate, lisdexamfetamine dimesylate, methylphenidate, methylphenidate HCl.