

October 2022

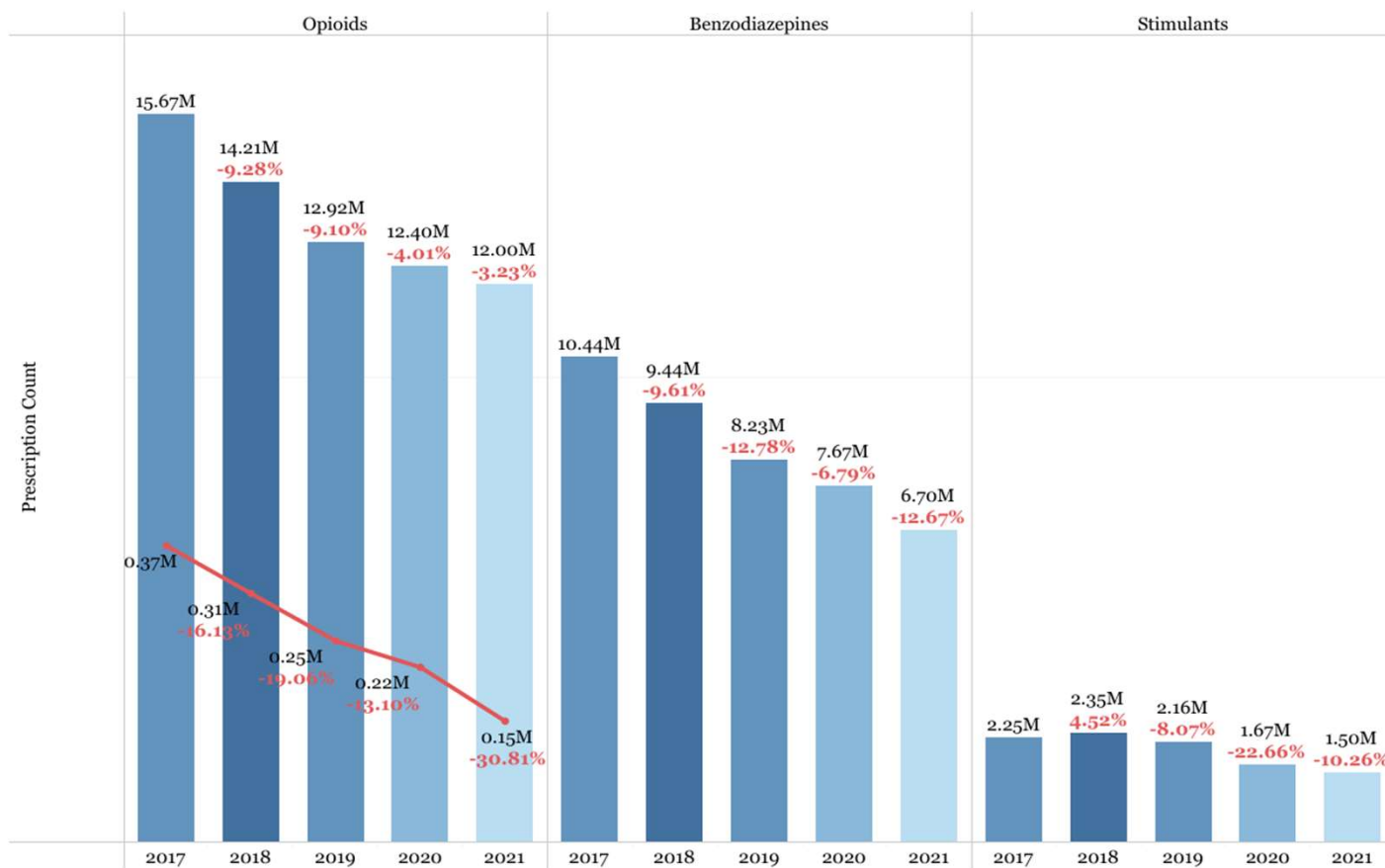


Florida Prescription Drug Monitoring Program (PDMP) Monthly Report

This data were obtained through the Florida Prescription Drug Monitoring Program (PDMP) known as E-FORCSE. PDMPs gather information on controlled substance dispensations and use. For more information, click [here](#).

Prescriptions by Drug Type & Year, Florida, 2017 - 2021

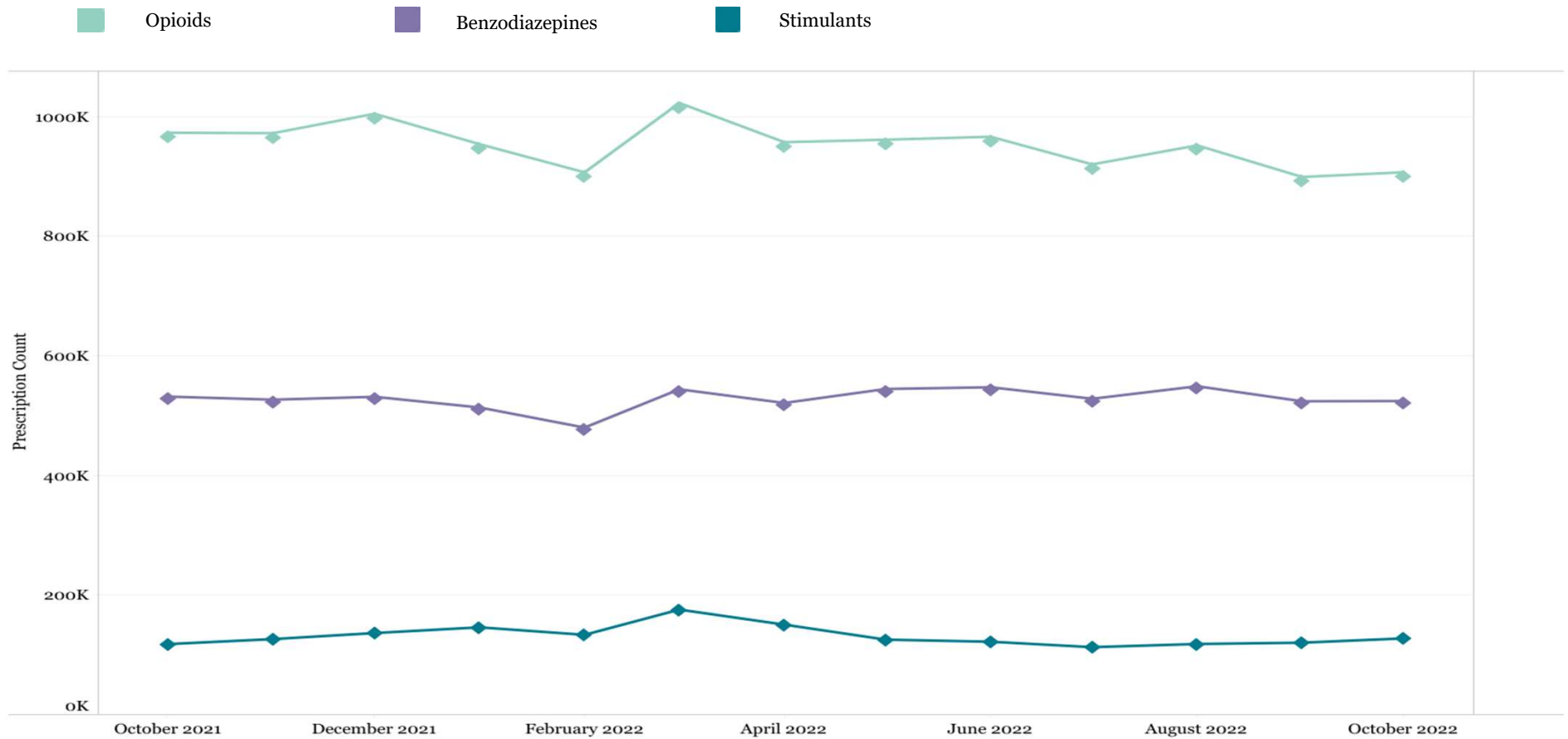
Florida, 2017 - 2021



- The red line represents the number of fentanyl prescriptions.
- The percentages indicated the percent change from the previous year.

Prescriptions by Drug Type & Month

Florida, 2021 - 2022



October 2022

Indicators by Month

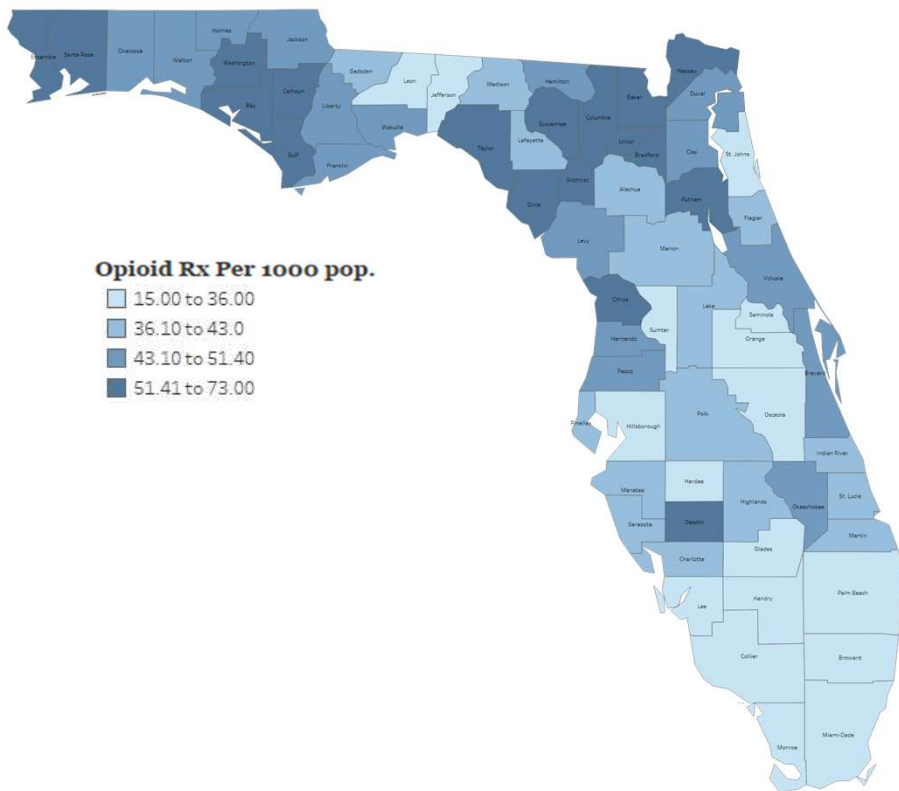
Florida, 2021 - 2022

Indicator Description	Oct 2021	Nov 2021	Dec 2021	Jan 2022	Feb 2022	Mar 2022	Apr 2022	May 2022	Jun 2022	Jul 2022	Aug 2022	Sep 2022	Oct 2022
# Opioid Prescriptions	973,338	972,600	1,005,100	954,168	907,088	1,023,108	957,543	961,663	966,636	920,434	952,188	899,324	907,244
# Benzodiazepine Prescriptions	531,956	526,797	531,634	513,735	480,142	544,183	521,309	544,708	547,626	528,340	549,284	524,154	524,539
# Stimulant Prescriptions	117,991	126,357	136,463	146,031	133,460	175,681	150,531	125,421	121,918	112,832	118,155	120,313	127,515
# Opioid Patients	760,048	756,140	768,265	744,723	723,481	783,364	753,269	749,291	749,848	722,724	732,996	701,938	715,957
# Benzodiazepine Patients	478,788	473,277	474,663	464,325	440,049	485,999	475,730	492,371	494,208	479,662	490,409	473,669	477,462
# Stimulant Patients	108,776	116,543	124,278	134,266	123,477	158,448	138,738	115,511	111,708	104,160	107,895	110,602	117,622
# Registered Users	13,198	14,333	15,446	16,602	17,662	18,824	19,847	20,861	22,337	23,941	25,587	26,802	28,204
# Patient Inquiries	3,959,064	3,933,166	3,924,564	3,945,300	3,780,568	4,415,045	3,999,218	4,035,036	4,137,332	3,845,740	4,238,022	3,813,341	3,955,284

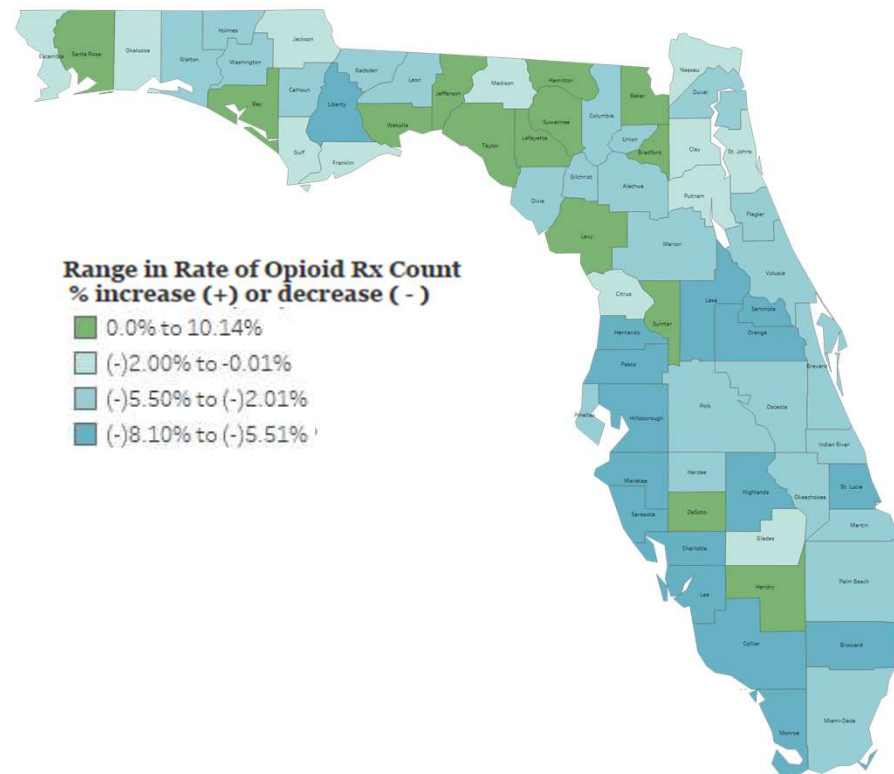
Opioid Prescription Rate & Percent Change by County

Florida, October 2022

**Age-Adjusted Opioid Prescription Rate by County, Florida
October, 2022**



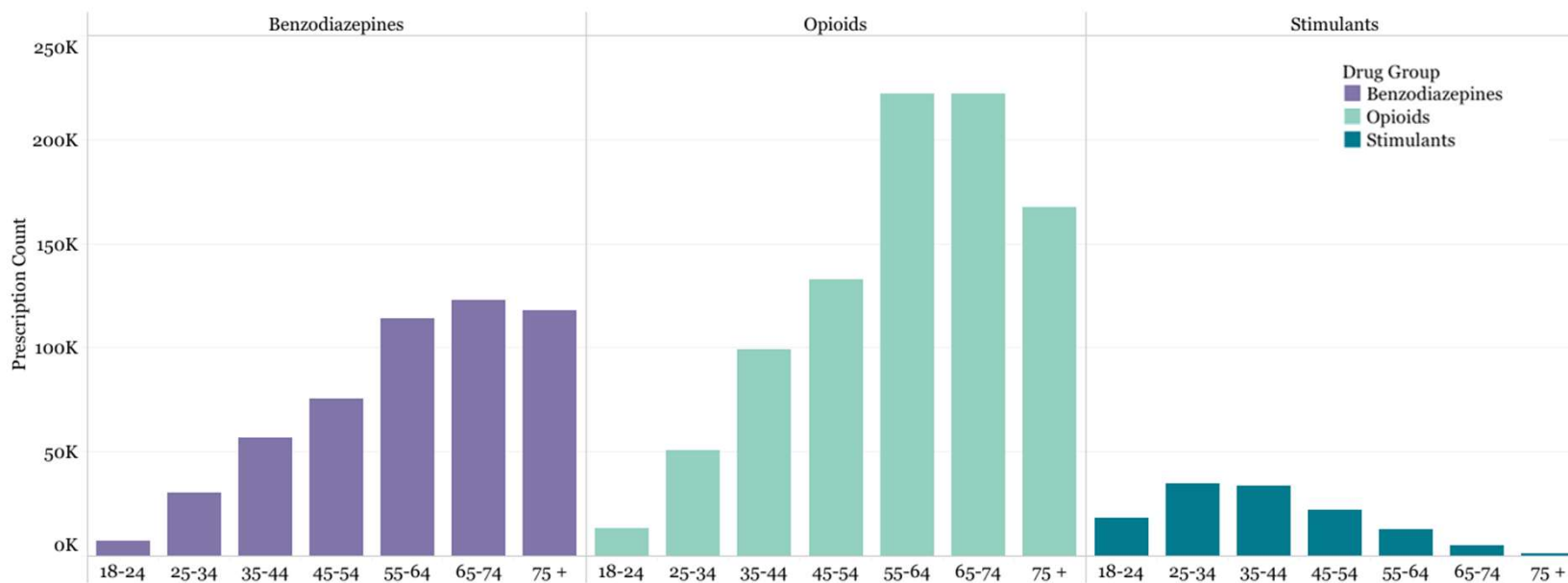
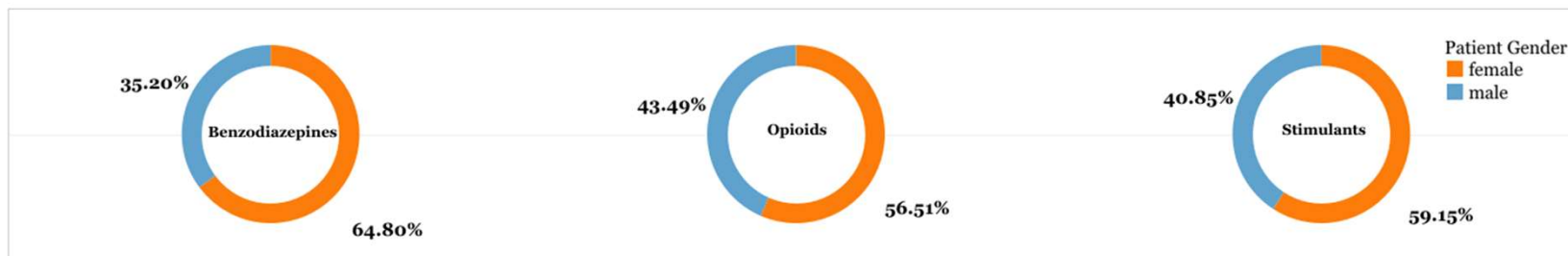
**Percent Change in Opioid Prescription Count by County, Florida
Aug-Oct 2022 vs Aug-Oct 2021**



October 2022

Opioid, Benzodiazepine & Stimulant Prescriptions by Sex and Age Group

Florida, October 2022



Days' Supply Prescriptions by Month of 2021 and 2022

Florida, 2021 - 2022

Drug group	OCT 2021	NOV 2021	DEC 2021	JAN 2022	FEB 2022	MAR 2022	APR 2022	MAY 2022	JUN 2022	JUL 2022	AUG 2022	SEP 2022	OCT 2022
Zolpidem	36.66	37.00	36.96	37.07	36.83	36.72	36.79	36.96	37.06	36.92	37.17	36.87	37.52
Stimulants	30.95	30.91	31.02	30.87	30.74	30.77	30.72	30.78	30.80	30.83	30.79	30.68	30.65
Anxiolytic/Sedative	30.45	30.50	30.74	30.37	30.08	29.91	30.10	30.18	30.38	30.34	29.94	29.84	29.87
Muscle Relaxant	30.68	30.36	31.59	29.74	29.89	29.11	29.52	28.69	28.97	28.70	27.49	27.99	26.71
Benzodiazepines	28.75	28.82	29.01	28.86	28.69	28.80	28.89	28.85	28.79	28.78	28.61	28.68	28.81
Buprenorphine	18.65	18.26	18.43	17.70	18.73	20.67	20.64	20.91	21.06	20.39	21.10	21.71	21.73
Opioids	19.03	19.06	19.23	19.15	19.03	18.98	18.95	18.99	19.02	19.12	18.75	18.97	18.84



Opioids Include:

acetaminophen with codeine phosphate, acetaminophen/caffeine/dihydrocodeine bitartrate, acetaminophen/codeine phosphate, acetaminophen/hydrocodone bitartrate, acetaminophen/hydrocodone bitartrate, acetaminophen/oxycodone HCl, acetaminophen/oxycodone HCl, acetaminophen/tramadol HCl, aspirin/caffeine/dihydrocodeine bitartrate, buprenorphine, buprenorphine HCl, buprenorphine HCl/naloxone HCl, buprenorphine HCl, butalbital/acetaminophen/caffeine/codeine phosphate, butorphanol tartrate, carisoprodol/aspirin/codeine phosphate, codeine phosphate/butalbital/aspirin/caffeine, codeine sulfate, fentanyl, fentanyl citrate, hydrocodone bitartrate, hydrocodone bitartrate/acetaminophen, hydrocodone/ibuprofen, hydromorphone HCl, ibuprofen/oxycodone HCl, levorphanol tartrate, meperidine HCl, methadone HCl, morphine sulfate, morphine sulfate/naltrexone HCl, opium/belladonna alkaloids, oxycodone HCl, oxycodone HCl/acetaminophen, oxycodone HCl/aspirin, oxycodone HCl/oxycodone terephthalate/aspirin, oxycodone HCl, oxycodone myristate, oxymorphone HCl, pentazocine HCl/naloxone HCl, tapentadol HCl, tramadol HCl, tramadol HCl/acetaminophen, tramadol HCl.

Notes:

1. Data extraction date – 11/07/2022
2. Report includes patients living in Florida and whose age is ≥ 18
3. Controlled substance drug schedule was set to II-V
4. Population data is based on census data from www.census.gov
5. Data from earlier years may have changed due to retrospective registration

Benzodiazepines Include:

alprazolam, amitriptyline HCl/chlordiazepoxide, chlordiazepoxide HCl, chlordiazepoxide/clidinium bromide, clobazam, clonazepam, clonazepam, clorazepate dipotassium, diazepam, estazolam, flurazepam HCl, lorazepam, oxazepam, quazepam, temazepam, triazolam.

Stimulants Include:

amphetamine, amphetamine sulfate, dexmethylphenidate HCl, dextroamphetamine sulf-saccharate/amphetamine sulf-aspartate, dextroamphetamine sulfate, lisdexamfetamine dimesylate, methylphenidate, methylphenidate HCl.