

September
2022

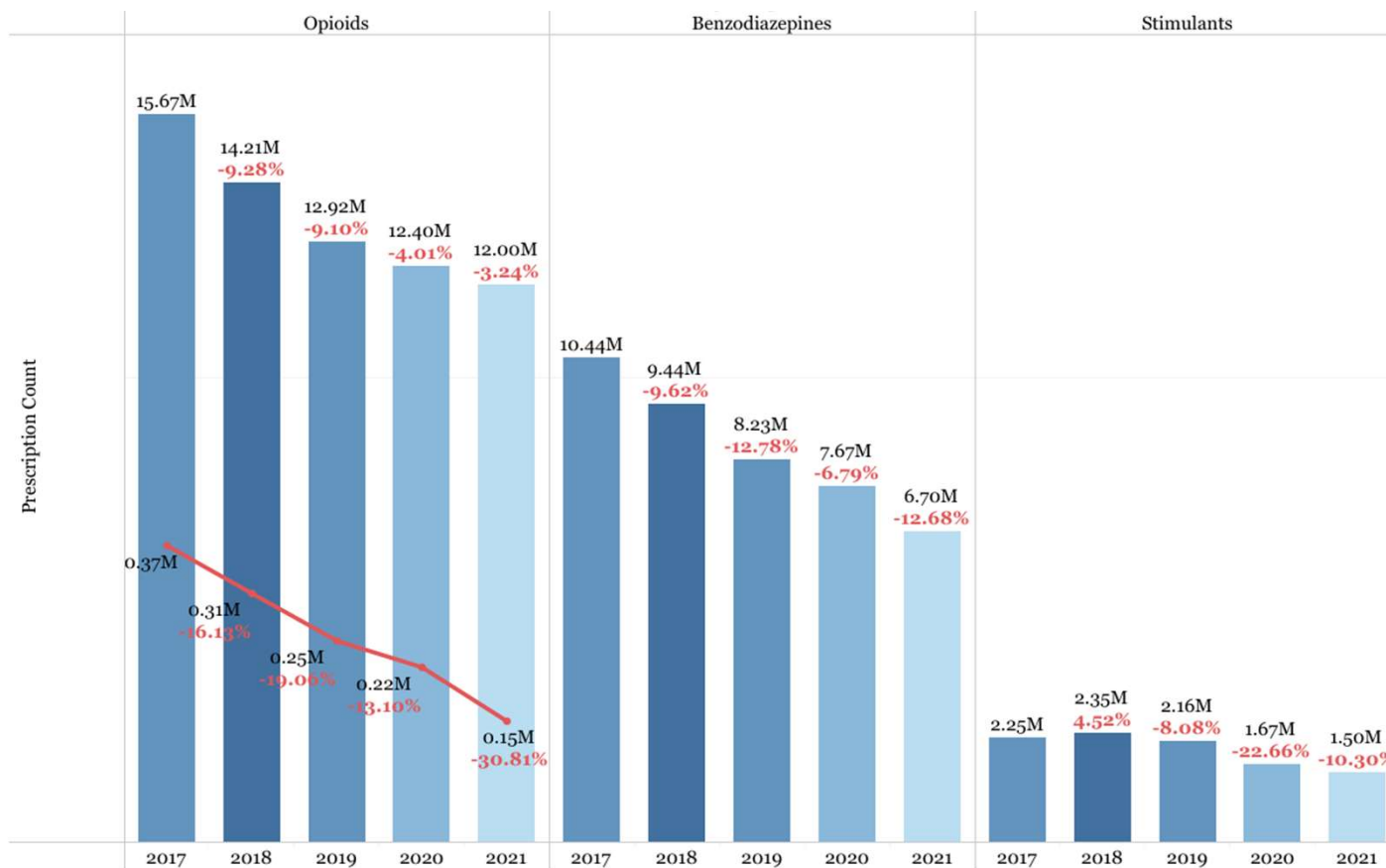


Florida Prescription Drug Monitoring Program (PDMP) Monthly Report

This data were obtained through the Florida Prescription Drug Monitoring Program (PDMP) known as E-FORCSE. PDMPs gather information on controlled substance dispensations and use. For more information, click [here](#).

Prescriptions by Drug Type & Year, Florida, 2017 - 2021

Florida, 2017 - 2021

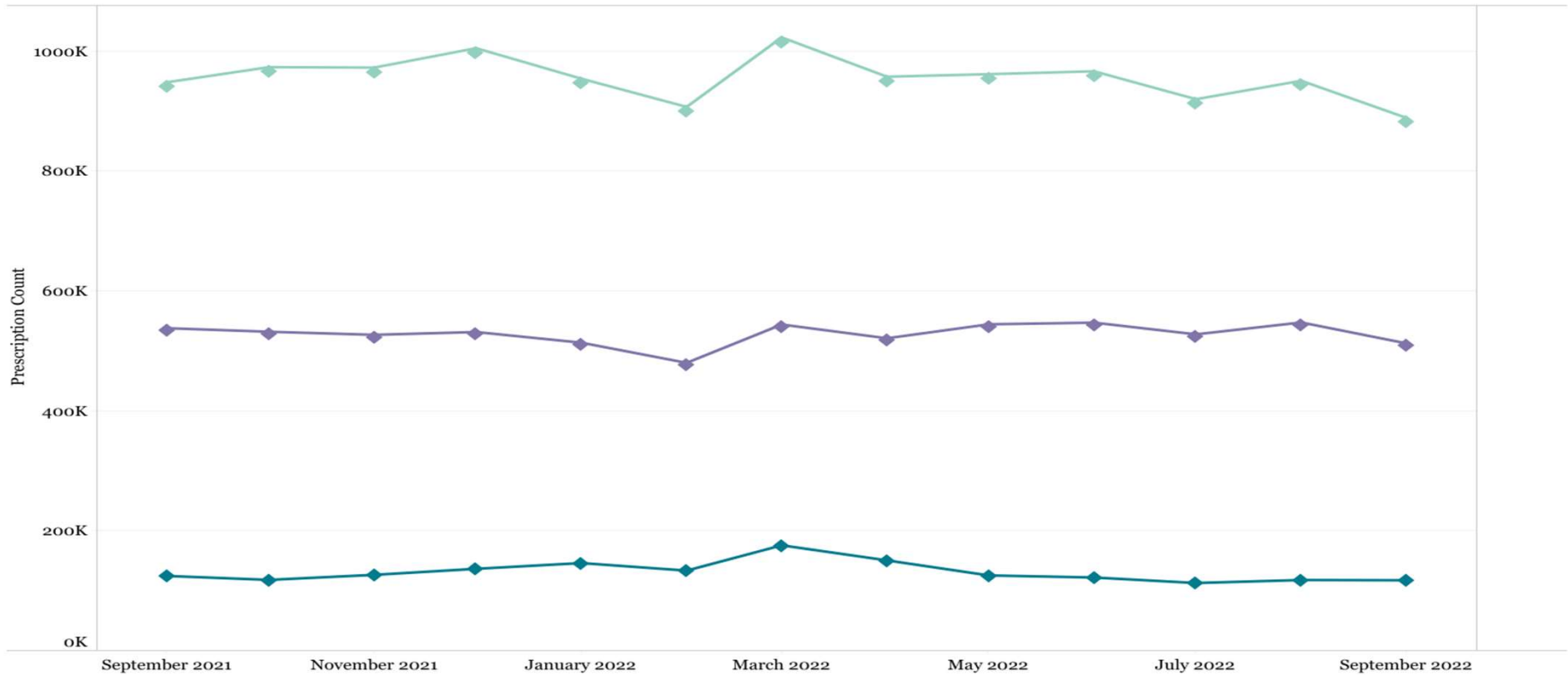


- The red line represents the number of fentanyl prescriptions.
- The percentages indicated the percent change from the previous year.

Prescriptions by Drug Type & Month

Florida, 2021 - 2022

Opioids Benzodiazepines Stimulants



Indicators by Month

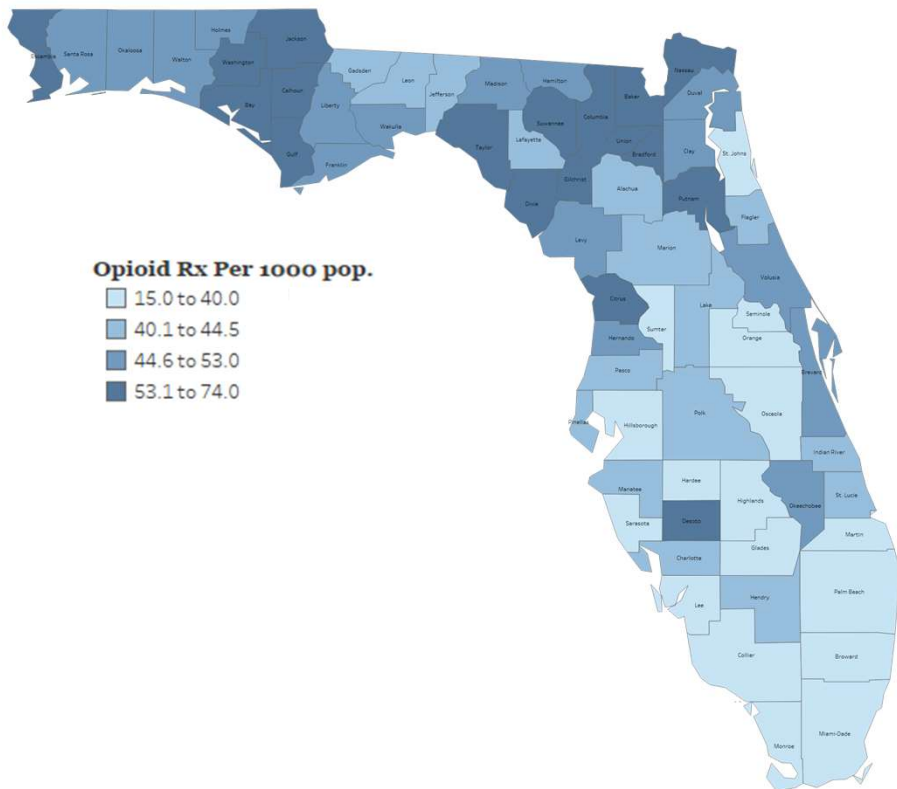
Florida, 2021 - 2022

Indicator Description	Sep 2021	Oct 2021	Nov 2021	Dec 2021	Jan 2022	Feb 2022	Mar 2022	Apr 2022	May 2022	Jun 2022	Jul 2022	Aug 2022	Sep 2022
# Opioid Prescriptions	947,999	973,173	972,429	1,004,791	953,947	906,870	1,022,802	957,229	961,460	966,250	919,745	950,466	888,498
# Benzodiazepine Prescriptions	537,724	531,799	526,650	531,352	513,553	479,899	543,846	520,911	544,245	546,968	527,476	547,320	512,368
# Stimulant Prescriptions	124,431	117,899	126,293	136,365	145,928	133,372	175,533	150,418	125,313	121,853	112,672	117,668	117,219
# Opioid Patients	736,865	759,301	755,512	767,126	744,054	722,661	782,509	752,329	748,594	748,813	721,656	731,311	694,068
# Benzodiazepine Patients	481,133	478,533	473,055	474,250	464,086	439,704	485,562	475,271	491,891	493,525	478,839	488,706	463,850
# Stimulant Patients	114,389	108,668	116,462	124,151	134,131	123,373	158,259	138,614	115,408	111,612	103,978	107,462	107,954
# Registered Users	11,836	13,199	14,334	15,447	16,603	17,663	18,825	19,848	20,862	22,338	23,942	25,588	26,802
# Patient Inquiries	3,937,024	3,959,124	3,933,215	3,924,626	3,945,301	3,780,557	4,415,012	3,999,191	4,035,028	4,137,281	3,845,727	4,237,994	3,813,302

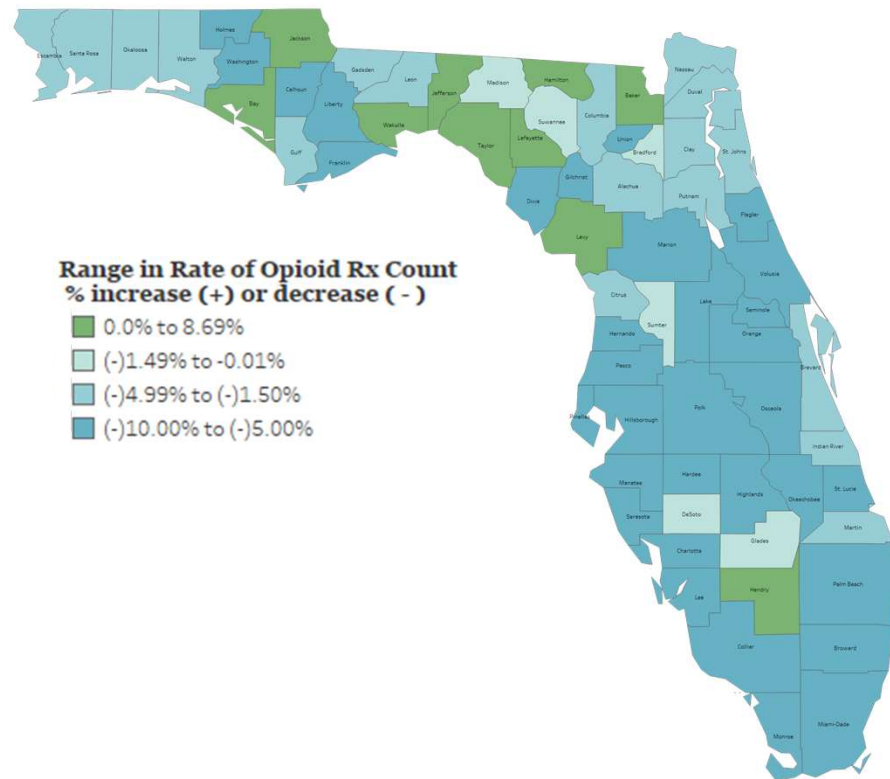
Opioid Prescription Rate & Percent Change by County

Florida, September 2022

Age-Adjusted Opioid Prescription Rate by County, Florida
September, 2022



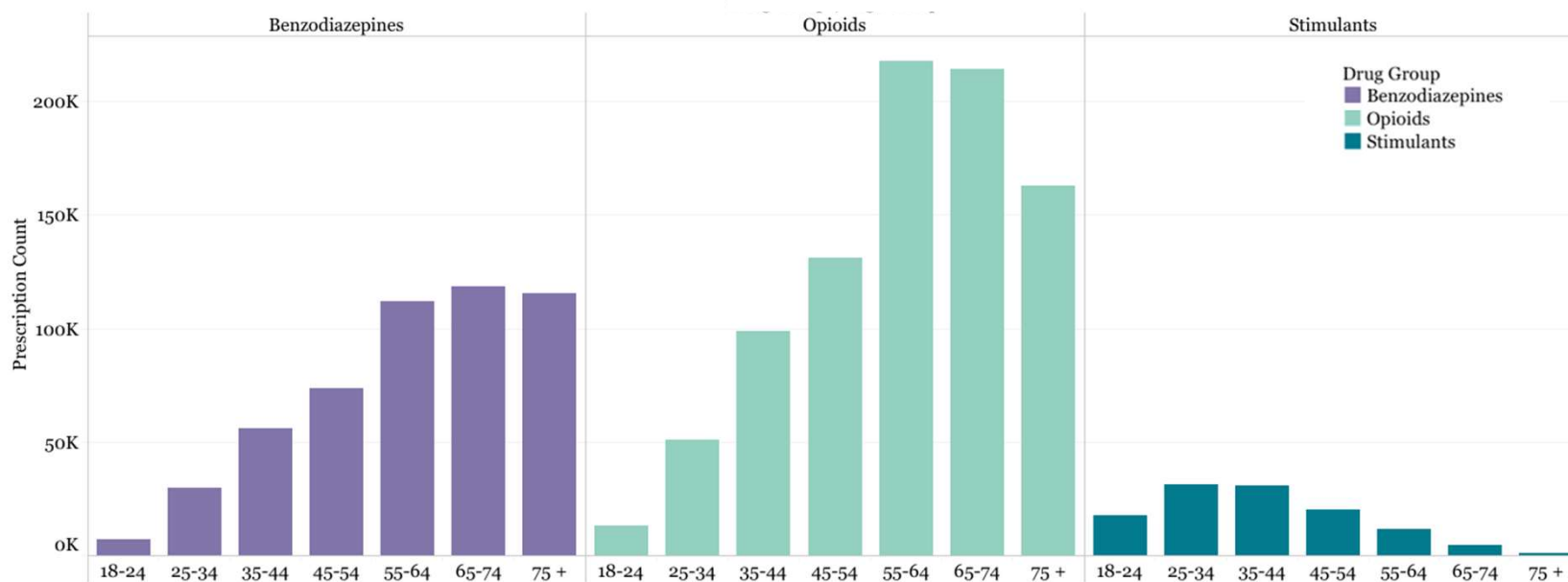
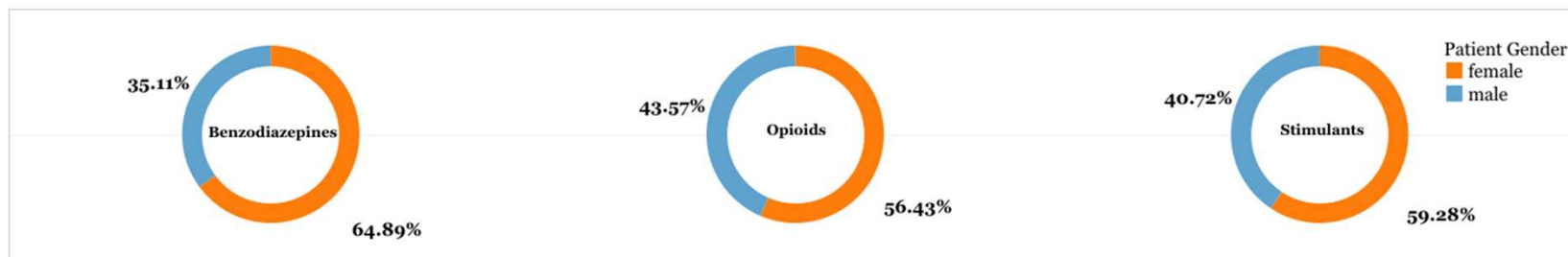
Percent Change in Opioid Prescription Count by County, Florida
Jul-Sep 2022 vs Jul-Sep 2021



September 2022

Opioid, Benzodiazepine & Stimulant Prescriptions by Sex and Age Group

Florida, September 2022



Days' Supply Prescriptions by Month of 2021 and 2022

Florida, 2021 - 2022

Drug group	SEP 2021	OCT 2021	NOV 2021	DEC 2021	JAN 2022	FEB 2022	MAR 2022	APR 2022	MAY 2022	JUN 2022	JUL 2022	AUG 2022	SEP 2022
Zolpidem	36.52	36.66	37.00	36.96	37.07	36.83	36.73	36.79	36.96	37.07	36.93	37.18	36.88
Stimulants	30.91	30.95	30.92	31.02	30.87	30.74	30.77	30.72	30.78	30.80	30.83	30.80	30.68
Anxiolytic/Sedative	30.55	30.45	30.50	30.73	30.38	30.08	29.91	30.10	30.18	30.38	30.33	29.94	29.83
Muscle Relaxant	30.73	30.68	30.36	31.59	29.74	29.86	29.11	29.53	28.69	28.92	28.70	27.47	27.94
Benzodiazepines	28.71	28.75	28.81	29.01	28.87	28.69	28.81	28.89	28.85	28.79	28.78	28.61	28.67
Buprenorphine	17.05	18.62	18.27	18.42	17.71	18.73	20.68	20.66	20.91	21.09	20.41	21.10	21.67
Opioids	19.31	19.03	19.06	19.23	19.15	19.03	18.98	18.95	18.99	19.02	19.12	18.74	18.95

Days' Supply per Rx



Opioids Include:

acetaminophen with codeine phosphate, acetaminophen/caffeine/dihydrocodeine bitartrate, acetaminophen/codeine phosphate, acetaminophen/hydrocodone bitartrate, acetaminophen/hydrocodone bitartrate, acetaminophen/oxycodone HCl, acetaminophen/oxycodone HCl, acetaminophen/tramadol HCl, aspirin/caffeine/dihydrocodeine bitartrate, buprenorphine, buprenorphine HCl, buprenorphine HCl/naloxone HCl, buprenorphine HCl, butalbital/acetaminophen/caffeine/codeine phosphate, butorphanol tartrate, carisoprodol/aspirin/codeine phosphate, codeine phosphate/butalbital/aspirin/caffeine, codeine sulfate, fentanyl, fentanyl citrate, hydrocodone bitartrate, hydrocodone bitartrate/acetaminophen, hydrocodone/ibuprofen, hydromorphone HCl, ibuprofen/oxycodone HCl, levorphanol tartrate, meperidine HCl, methadone HCl, morphine sulfate, morphine sulfate/naltrexone HCl, opium/belladonna alkaloids, oxycodone HCl, oxycodone HCl/acetaminophen, oxycodone HCl/aspirin, oxycodone HCl/oxycodone terephthalate/aspirin, oxycodone HCl, oxycodone myristate, oxymorphone HCl, pentazocine HCl/naloxone HCl, tapentadol HCl, tramadol HCl, tramadol HCl/acetaminophen, tramadol HCl.

Notes:

1. Data extraction date - 10/05/2022
2. Report includes patients living in Florida and whose age is ≥ 18
3. Controlled substance drug schedule was set to II-V
4. Population data is based on census data from www.census.gov
5. Data from earlier years may have changed due to retrospective registration

Benzodiazepines Include:

alprazolam, amitriptyline HCl/chlordiazepoxide, chlordiazepoxide HCl, chlordiazepoxide/clidinium bromide, clobazam, clonazepam, clonazepam, clorazepate dipotassium, diazepam, estazolam, flurazepam HCl, lorazepam, oxazepam, quazepam, temazepam, triazolam.

Stimulants Include:

amphetamine, amphetamine sulfate, dexamethylphenidate HCl, dextroamphetamine sulf-saccharate/amphetamine sulf-aspartate, dextroamphetamine sulfate, lisdexamfetamine dimesylate, methylphenidate, methylphenidate HCl.