

July 2022

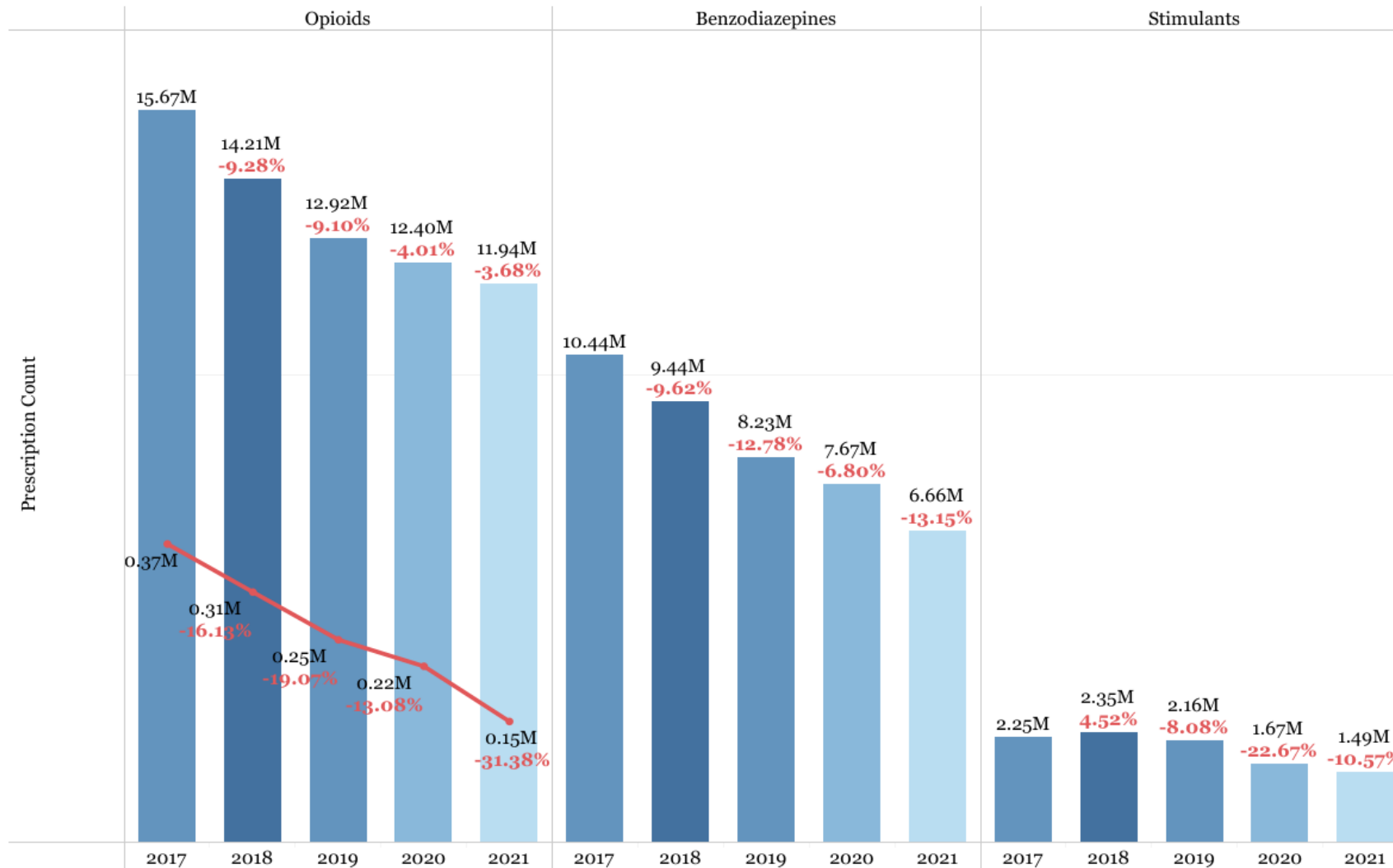


Florida Prescription Drug Monitoring Program (PDMP) Monthly Report

This data were obtained through the Florida Prescription Drug Monitoring Program (PDMP) known as E-FORCSE. PDMPs gather information on controlled substance dispensations and use. For more information, click [here](#).

Prescriptions by Drug Type & Year, Florida, 2017 - 2021

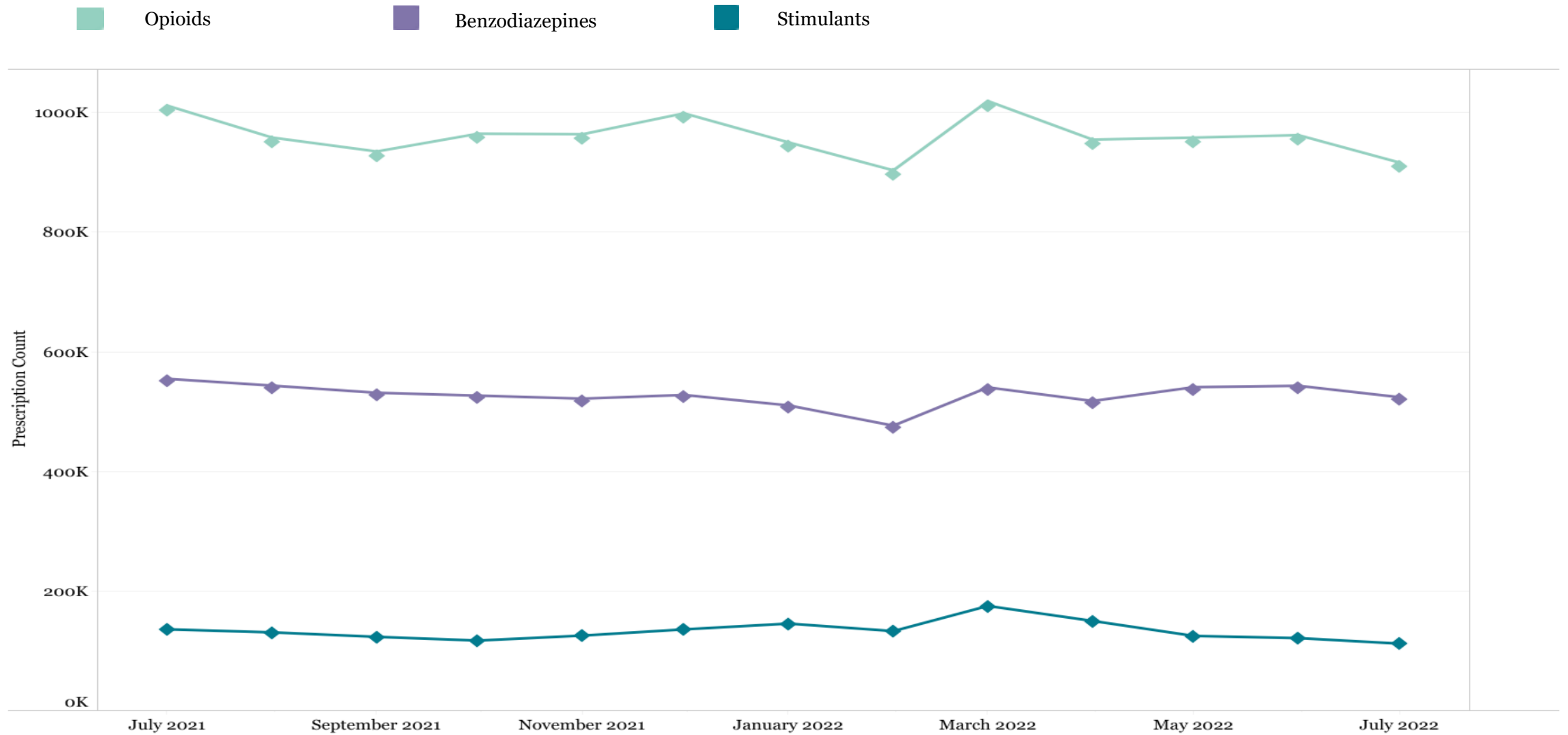
Florida, 2017 - 2021



- The red line represents the number of fentanyl prescriptions.
- The percentages indicated the percent change from the previous year.

Prescriptions by Drug Type & Month

Florida, 2021 - 2022



Indicators by Month

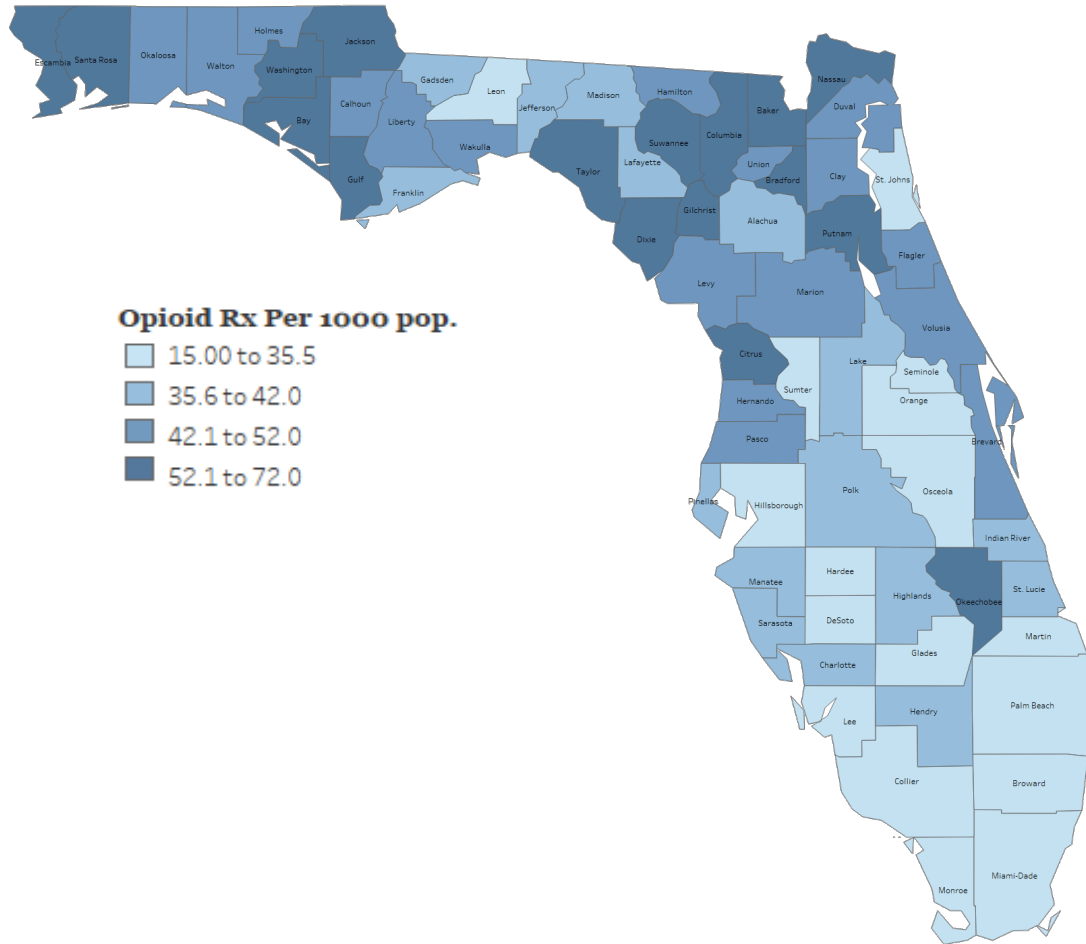
Florida, 2021 - 2022

Indicator Description	Jul 2021	Aug 2021	Sep 2021	Oct 2021	Nov 2021	Dec 2021	Jan 2022	Feb 2022	Mar 2022	Apr 2022	May 2022	Jun 2022	Jul 2022
# Opioid Prescriptions	1,011,432	958,128	934,876	964,583	963,740	998,717	949,982	903,304	1,019,130	954,732	958,075	962,158	916,155
# Benzodiazepine Prescriptions	554,820	543,430	531,434	526,660	521,587	527,826	510,280	476,442	540,432	517,708	540,844	543,092	523,963
# Stimulant Prescriptions	135,937	130,855	123,394	117,153	125,509	135,838	145,532	132,992	175,037	149,972	124,902	121,258	112,015
# Opioid Patients	777,129	745,074	728,347	755,043	750,983	764,549	742,474	721,118	780,392	750,711	746,835	746,372	719,175
# Benzodiazepine Patients	493,407	485,943	476,285	474,821	469,313	471,709	462,167	437,682	483,333	473,204	489,805	491,004	476,669
# Stimulant Patients	124,007	120,133	113,458	108,011	115,777	123,712	133,797	123,042	157,851	138,231	115,037	111,111	103,417
# Registered Users	8,473	10,014	11,834	13,197	14,332	15,444	16,600	17,660	18,820	19,843	20,857	22,333	23,937
# Patient Inquiries	3,741,126	3,954,620	3,936,804	3,958,796	3,932,905	3,924,292	3,944,946	3,780,171	4,414,705	3,998,804	4,034,695	4,136,884	3,845,208

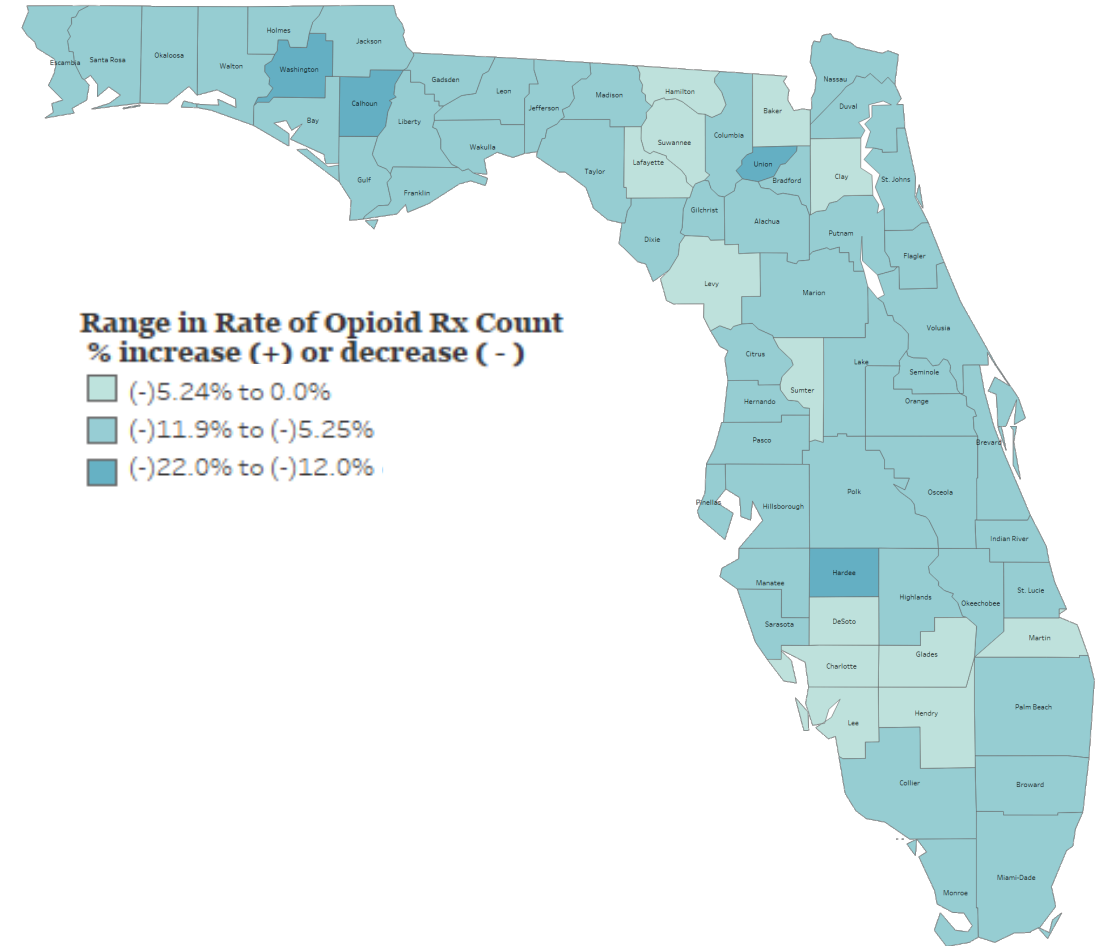
Opioid Prescription Rate & Percent Change by County

Florida, July 2022

**Age-Adjusted Opioid Prescription Rate by County, Florida
July, 2022**

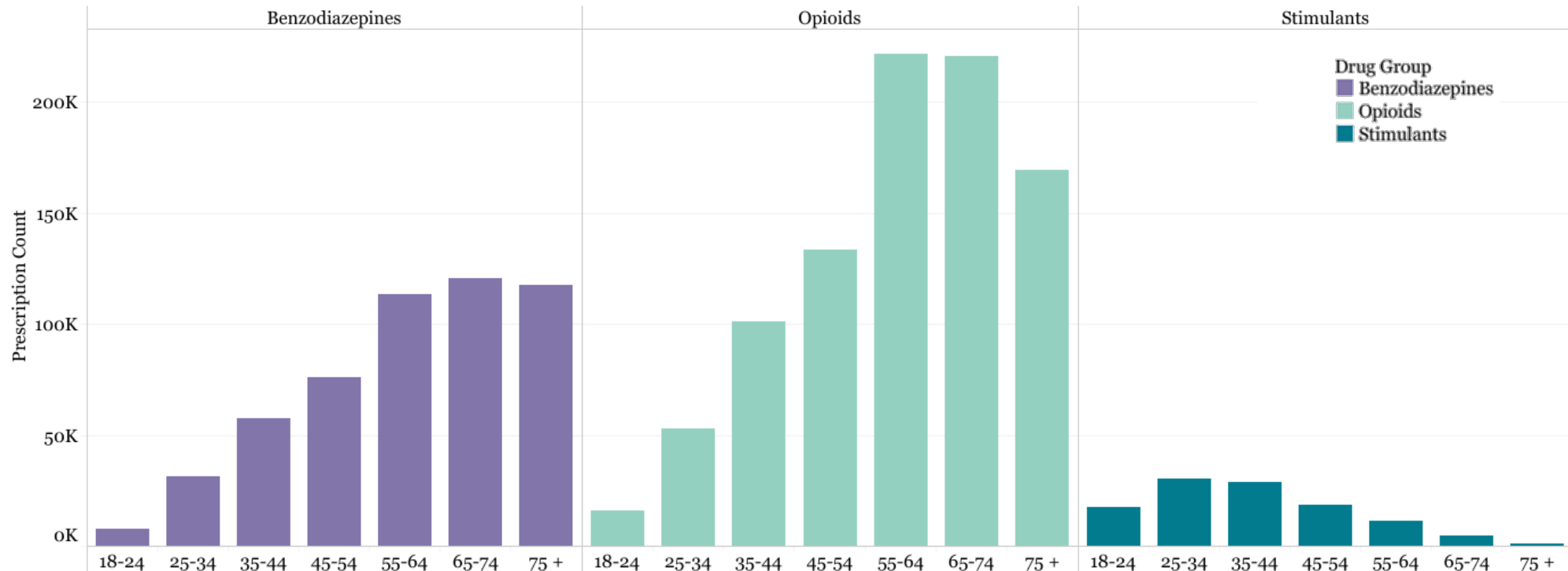
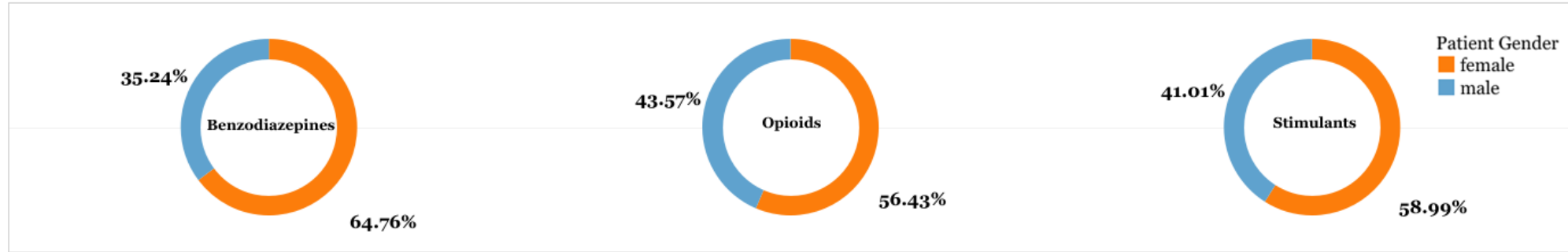


**Percent Change in Opioid Prescription Count by County, Florida
May-Jul 2022 vs May-Jul 2021**



Opioid, Benzodiazepine & Stimulant Prescriptions by Sex and Age Group

Florida, July 2022




Days' Supply Prescriptions by Month of 2021 and 2022

Florida, 2021 - 2022

Drug group	JUL 2021	AUG 2021	SEP 2021	OCT 2021	NOV 2021	DEC 2021	JAN 2022	FEB 2022	MAR 2022	APR 2022	MAY 2022	JUN 2022	JUL 2022
Zolpidem	36.16	36.33	36.53	36.68	37.04	36.98	37.09	36.86	36.73	36.81	36.98	37.09	36.95
Stimulants	30.81	31.02	30.92	30.96	30.92	31.03	30.87	30.74	30.77	30.73	30.79	30.81	30.84
Anxiolytic/Sedative	30.67	30.77	30.58	30.48	30.53	30.76	30.40	30.11	29.92	30.11	30.20	30.39	30.36
Muscle Relaxant	29.00	29.16	30.77	30.75	30.27	31.70	29.74	29.86	29.14	29.61	28.68	28.96	28.69
Benzodiazepines	28.69	28.79	28.74	28.79	28.85	29.03	28.89	28.71	28.81	28.90	28.87	28.80	28.78
Buprenorphine	16.11	16.85	16.99	18.61	18.22	18.41	17.71	18.72	20.68	20.66	20.92	21.08	20.38
Opioids	19.12	19.40	19.32	19.06	19.09	19.25	19.18	19.06	18.98	18.95	19.00	19.02	19.12

Days' Supply per Rx



Opioids Include:

acetaminophen with codeine phosphate, acetaminophen/caffeine/dihydrocodeine bitartrate, acetaminophen/codeine phosphate, acetaminophen/hydrocodone bitartrate, acetaminophen/hydrocodone bitartrate, acetaminophen/oxycodone HCl, acetaminophen/oxycodone HCl, acetaminophen/tramadol HCl, aspirin/caffeine/dihydrocodeine bitartrate, buprenorphine, buprenorphine HCl, buprenorphine HCl/naloxone HCl, buprenorphine HCl, butalbital/acetaminophen/caffeine/codeine phosphate, butorphanol tartrate, carisoprodol/aspirin/codeine phosphate, codeine phosphate/butalbital/aspirin/caffeine, codeine sulfate, fentanyl, fentanyl citrate, hydrocodone bitartrate, hydrocodone bitartrate/acetaminophen, hydrocodone/ibuprofen, hydromorphone HCl, ibuprofen/oxycodone HCl, levorphanol tartrate, meperidine HCl, methadone HCl, morphine sulfate, morphine sulfate/naltrexone HCl, opium/belladonna alkaloids, oxycodone HCl, oxycodone HCl/acetaminophen, oxycodone HCl/aspirin, oxycodone HCl/oxycodone terephthalate/aspirin, oxycodone HCl, oxycodone myristate, oxymorphone HCl, pentazocine HCl/naloxone HCl, tapentadol HCl, tramadol HCl, tramadol HCl/acetaminophen, tramadol HCl.

Notes:

1. Data extraction date - 8/12/2022
2. Report includes patients living in Florida and whose age is ≥ 18
3. Controlled substance drug schedule was set to II-V
4. Population data is based on census data from www.census.gov
5. Data from earlier years may have changed due to retrospective registration

Benzodiazepines Include:

alprazolam, amitriptyline HCl/chlordiazepoxide, chlordiazepoxide HCl, chlordiazepoxide/clidinium bromide, clobazam, clonazepam, clonazepam, clorazepate dipotassium, diazepam, estazolam, flurazepam HCl, lorazepam, oxazepam, quazepam, temazepam, triazolam.

Stimulants Include:

amphetamine, amphetamine sulfate, dexmethylphenidate HCl, dextroamphetamine sulf-saccharate/amphetamine sulf-aspartate, dextroamphetamine sulfate, lisdexamfetamine dimesylate, methylphenidate, methylphenidate HCl.