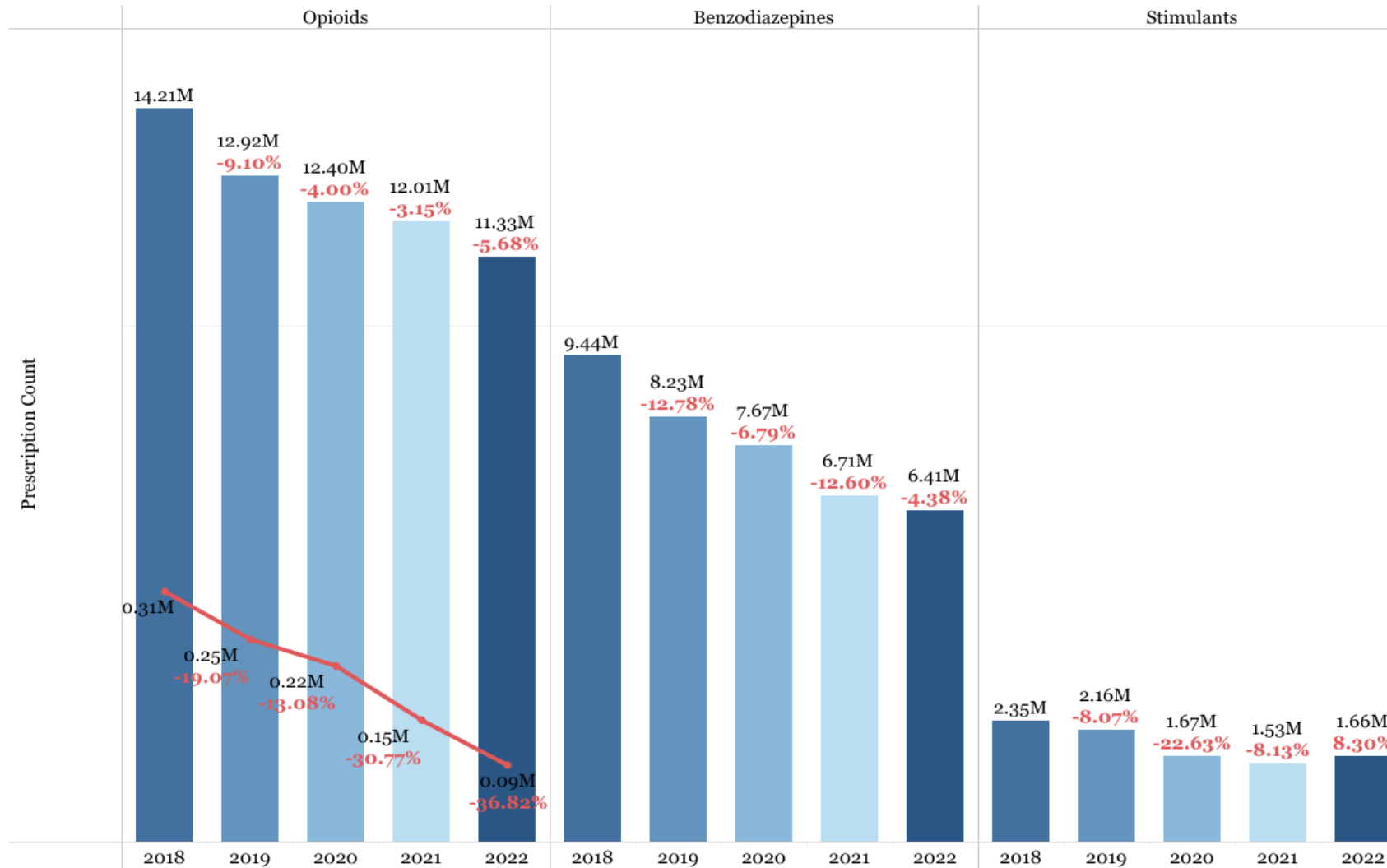


Florida Prescription Drug Monitoring Program (PDMP) Monthly Report

This data were obtained through the Florida Prescription Drug Monitoring Program (PDMP) known as E-FORCSE. PDMPs gather information on controlled substance dispensations and use. For more information, click [here](#).

Prescriptions by Drug Type & Year, Florida, 2018 - 2022

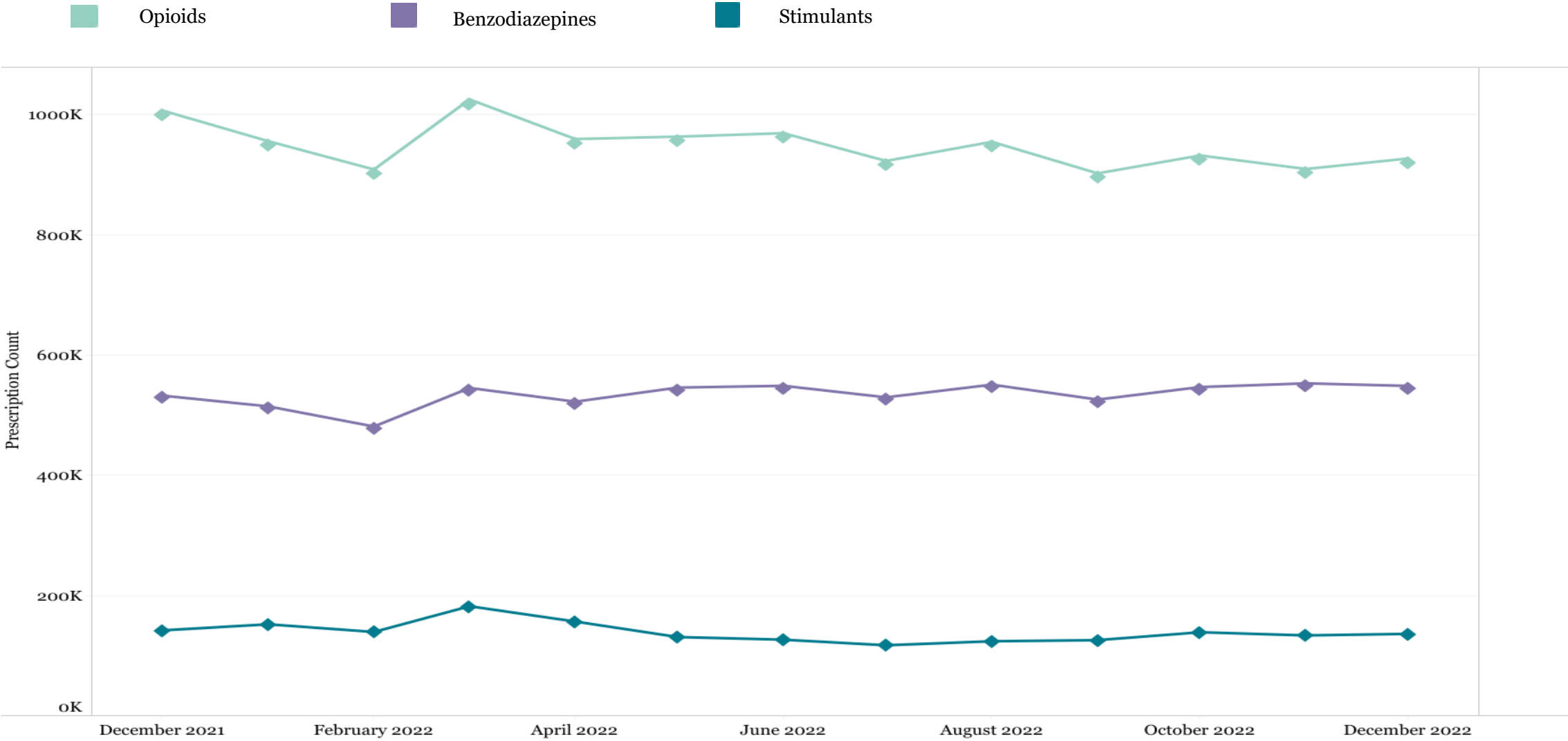
Florida, 2018 - 2022



- The red line represents the number of fentanyl prescriptions.
- The percentages indicated the percent change from the previous year.

Prescriptions by Drug Type & Month

Florida, 2021 - 2022



Indicators by Month

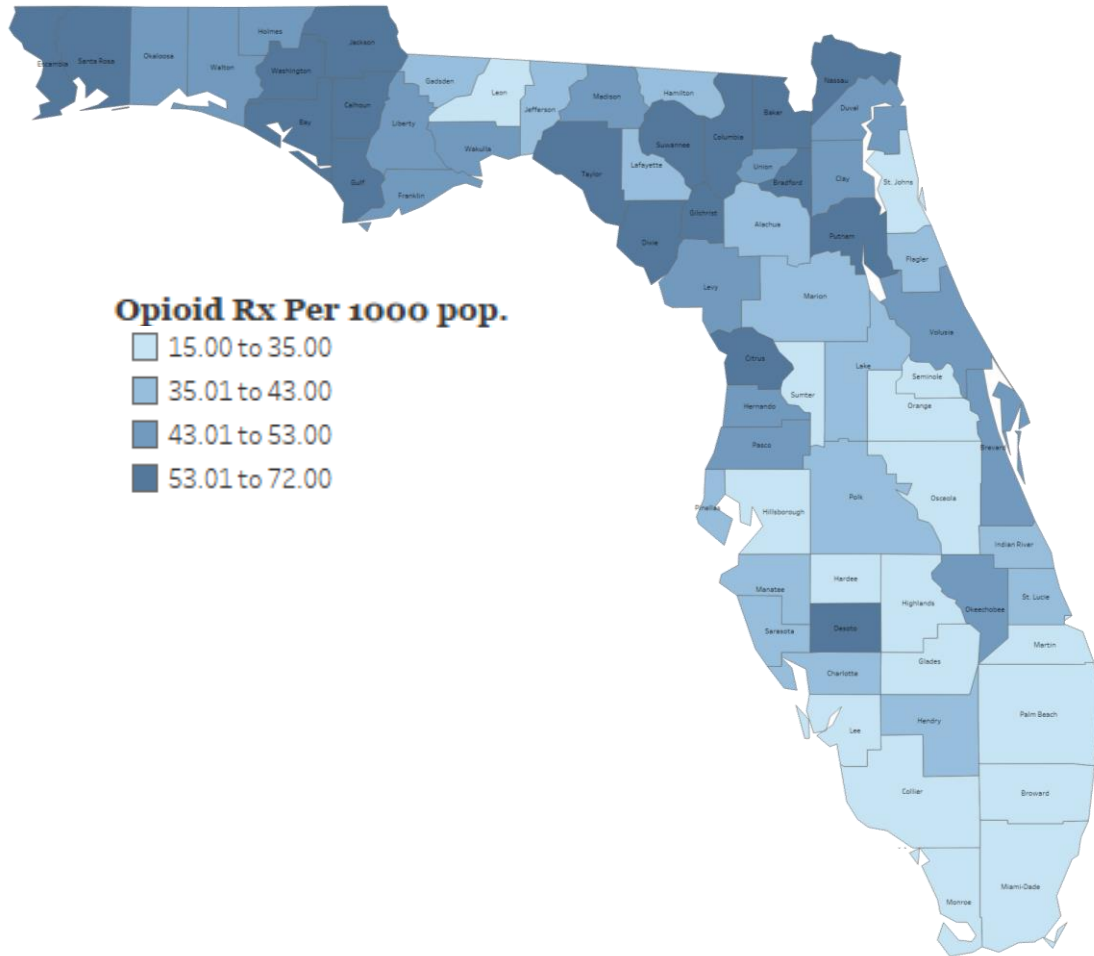
Florida, 2021 - 2022

Indicator Description	Dec 2021	Jan 2022	Feb 2022	Mar 2022	Apr 2022	May 2022	Jun 2022	Jul 2022	Aug 2022	Sep 2022	Oct 2022	Nov 2022	Dec 2022
# Opioid Prescriptions	1,006,828	955,807	908,709	1,025,242	959,344	963,316	969,049	922,901	954,674	902,192	932,066	909,498	927,032
# Benzodiazepine Prescriptions	532,490	514,612	481,093	545,195	522,408	545,851	548,770	529,595	550,714	525,881	546,730	552,874	548,627
# Stimulant Prescriptions	141,905	152,053	139,281	182,088	156,549	130,839	126,401	117,139	123,816	125,703	138,780	133,525	136,165
# Opioid Patients	769,556	746,098	724,801	785,112	754,625	750,730	751,946	724,839	735,209	704,205	732,950	710,867	719,540
# Benzodiazepine Patients	475,384	465,105	440,882	486,849	476,676	493,400	495,211	480,755	491,655	475,210	495,689	499,366	493,948
# Stimulant Patients	129,160	139,706	128,780	164,161	144,200	120,448	115,775	108,069	113,008	115,535	127,389	122,047	124,194
# Registered Users	15,448	16,606	17,666	18,827	19,851	20,865	22,341	23,946	25,593	26,808	28,211	29,301	30,301
# Patient Inquiries	3,924,632	3,945,350	3,780,610	4,415,082	3,999,265	4,035,077	4,137,326	3,845,710	4,237,984	3,813,103	3,955,133	3,934,119	3,934,589

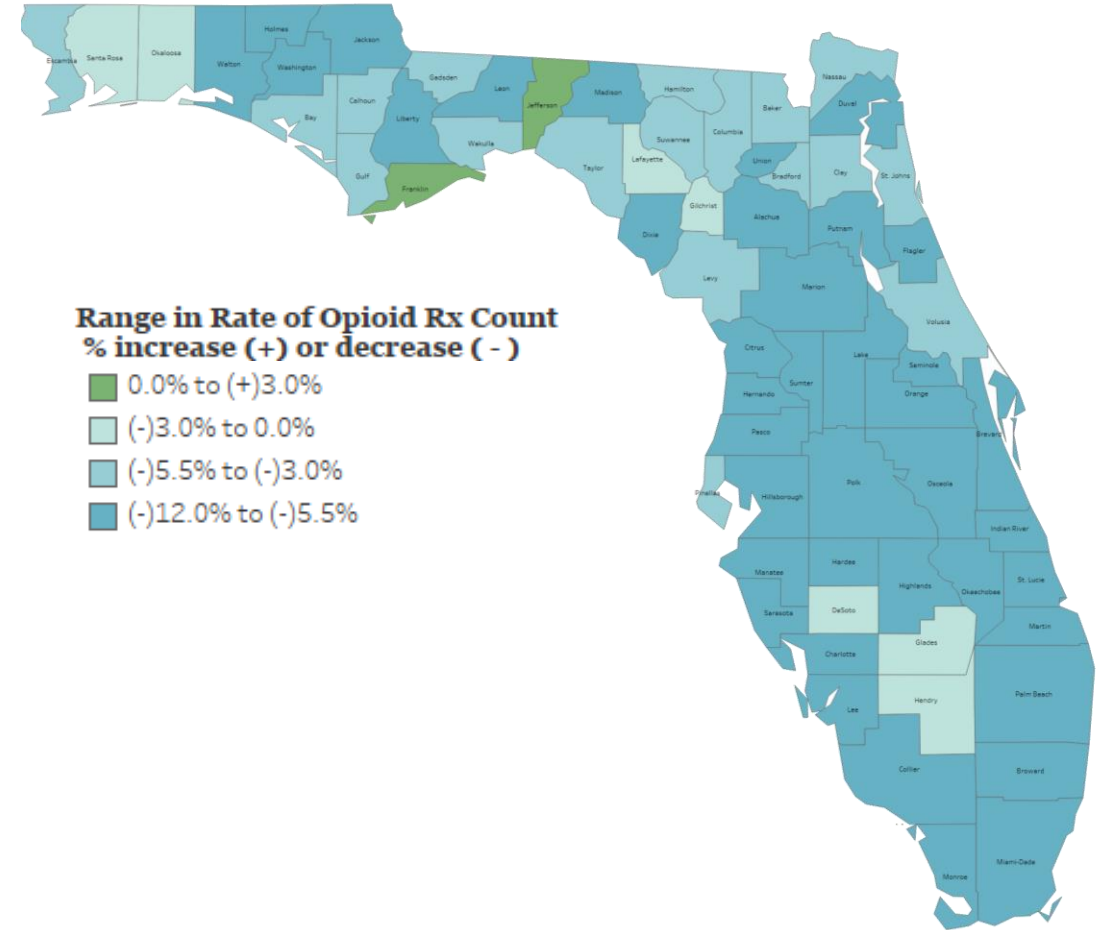
Opioid Prescription Rate & Percent Change by County

Florida, December 2022

**Age-Adjusted Opioid Prescription Rate by County, Florida
December, 2022**

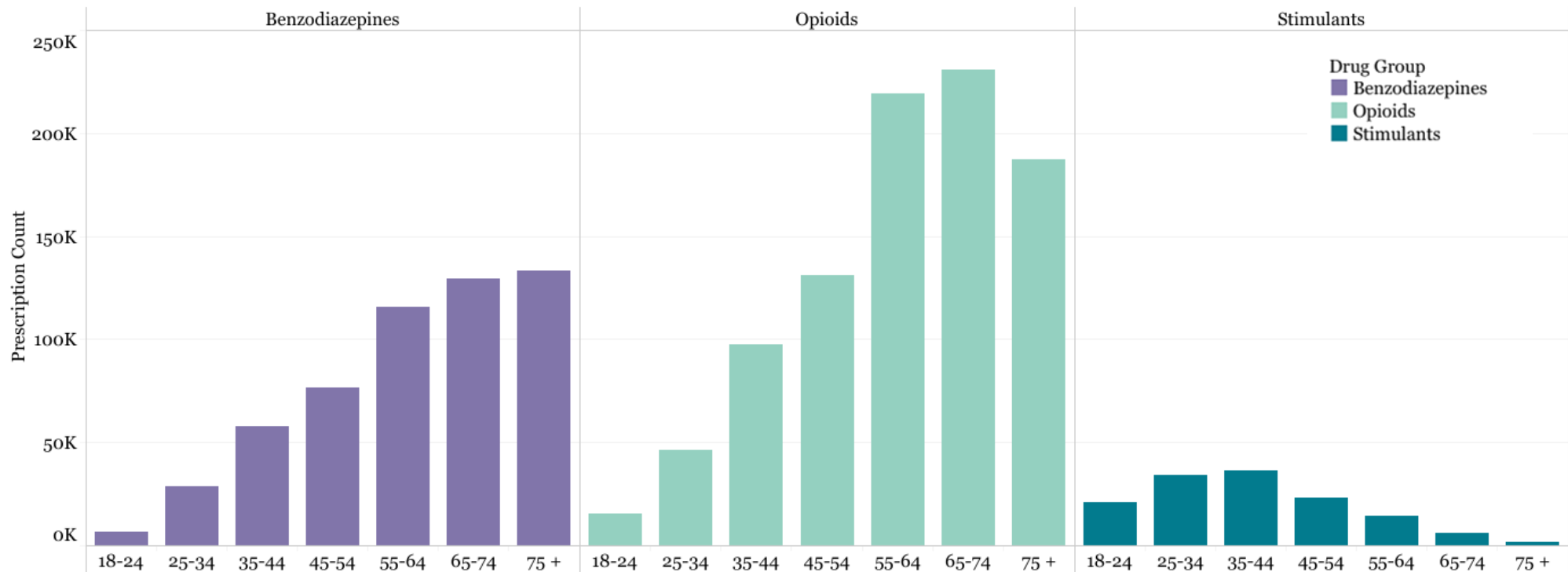
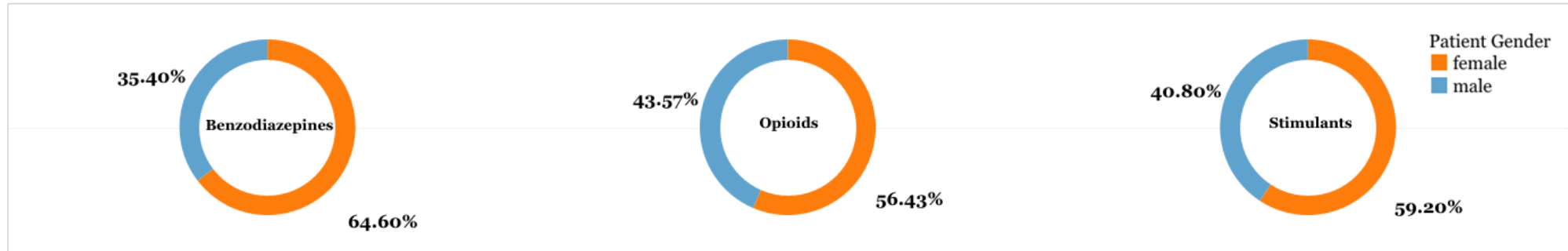


**Percent Change in Opioid Prescription Count by County, Florida
Oct-Dec 2022 vs Oct-Dec 2021**



Opioid, Benzodiazepine & Stimulant Prescriptions by Sex and Age Group

Florida, December 2022




Days' Supply Prescriptions by Month of 2021 and 2022

Florida, 2021 - 2022

Drug group	DEC 2021	JAN 2022	FEB 2022	MAR 2022	APR 2022	MAY 2022	JUN 2022	JUL 2022	AUG 2022	SEP 2022	OCT 2022	NOV 2022	DEC 2022
Zolpidem	36.96	37.06	36.83	36.71	36.78	36.96	37.06	36.92	37.17	36.87	37.48	37.45	37.32
Stimulants	30.99	30.85	30.72	30.76	30.70	30.75	30.79	30.82	30.77	30.66	30.65	30.62	30.72
Anxiolytic/Sedative	30.73	30.37	30.08	29.91	30.10	30.17	30.38	30.33	29.94	29.83	29.91	29.99	30.10
Muscle Relaxant	31.59	29.74	29.86	29.11	29.48	28.56	28.92	28.67	27.50	28.12	26.65	28.02	26.88
Benzodiazepines	28.99	28.86	28.68	28.79	28.89	28.84	28.78	28.76	28.60	28.67	28.81	28.87	28.94
Buprenorphine	18.45	17.78	18.76	20.71	20.61	20.93	21.09	20.42	21.10	21.71	21.78	21.71	21.72
Opioids	19.21	19.13	19.02	18.96	18.93	18.97	18.99	19.09	18.72	18.94	18.83	18.93	19.03

Days' Supply per Rx



Opioids Include:

acetaminophen with codeine phosphate, acetaminophen/caffeine/dihydrocodeine bitartrate, acetaminophen/codeine phosphate, acetaminophen/hydrocodone bitartrate, acetaminophen/hydrocodone bitartrate, acetaminophen/oxycodone HCl, acetaminophen/oxycodone HCl, acetaminophen/tramadol HCl, aspirin/caffeine/dihydrocodeine bitartrate, buprenorphine, buprenorphine HCl, buprenorphine HCl/naloxone HCl, buprenorphine HCl, butalbital/acetaminophen/caffeine/codeine phosphate, butorphanol tartrate, carisoprodol/aspirin/codeine phosphate, codeine phosphate/butalbital/aspirin/caffeine, codeine sulfate, fentanyl, fentanyl citrate, hydrocodone bitartrate, hydrocodone bitartrate/acetaminophen, hydrocodone/ibuprofen, hydromorphone HCl, ibuprofen/oxycodone HCl, levorphanol tartrate, meperidine HCl, methadone HCl, morphine sulfate, morphine sulfate/naltrexone HCl, opium/belladonna alkaloids, oxycodone HCl, oxycodone HCl/acetaminophen, oxycodone HCl/aspirin, oxycodone HCl/oxycodone terephthalate/aspirin, oxycodone HCl, oxycodone myristate, oxymorphone HCl, pentazocine HCl/naloxone HCl, tapentadol HCl, tramadol HCl, tramadol HCl/acetaminophen, tramadol HCl.

Notes:

1. Data extraction date – 01/10/2023
2. Report includes patients living in Florida and whose age is ≥ 18
3. Controlled substance drug schedule was set to II-V
4. Population data is based on census data from www.census.gov
5. Data from earlier years may have changed due to retrospective registration

Benzodiazepines Include:

alprazolam, amitriptyline HCl/chlordiazepoxide, chlordiazepoxide HCl, chlordiazepoxide/clidinium bromide, clobazam, clonazepam, clonazepam, clorazepate dipotassium, diazepam, estazolam, flurazepam HCl, lorazepam, oxazepam, quazepam, temazepam, triazolam.

Stimulants Include:

amphetamine, amphetamine sulfate, dexmethylphenidate HCl, dextroamphetamine sulf-saccharate/amphetamine sulf-aspartate, dextroamphetamine sulfate, lisdexamfetamine dimesylate, methylphenidate, methylphenidate HCl.