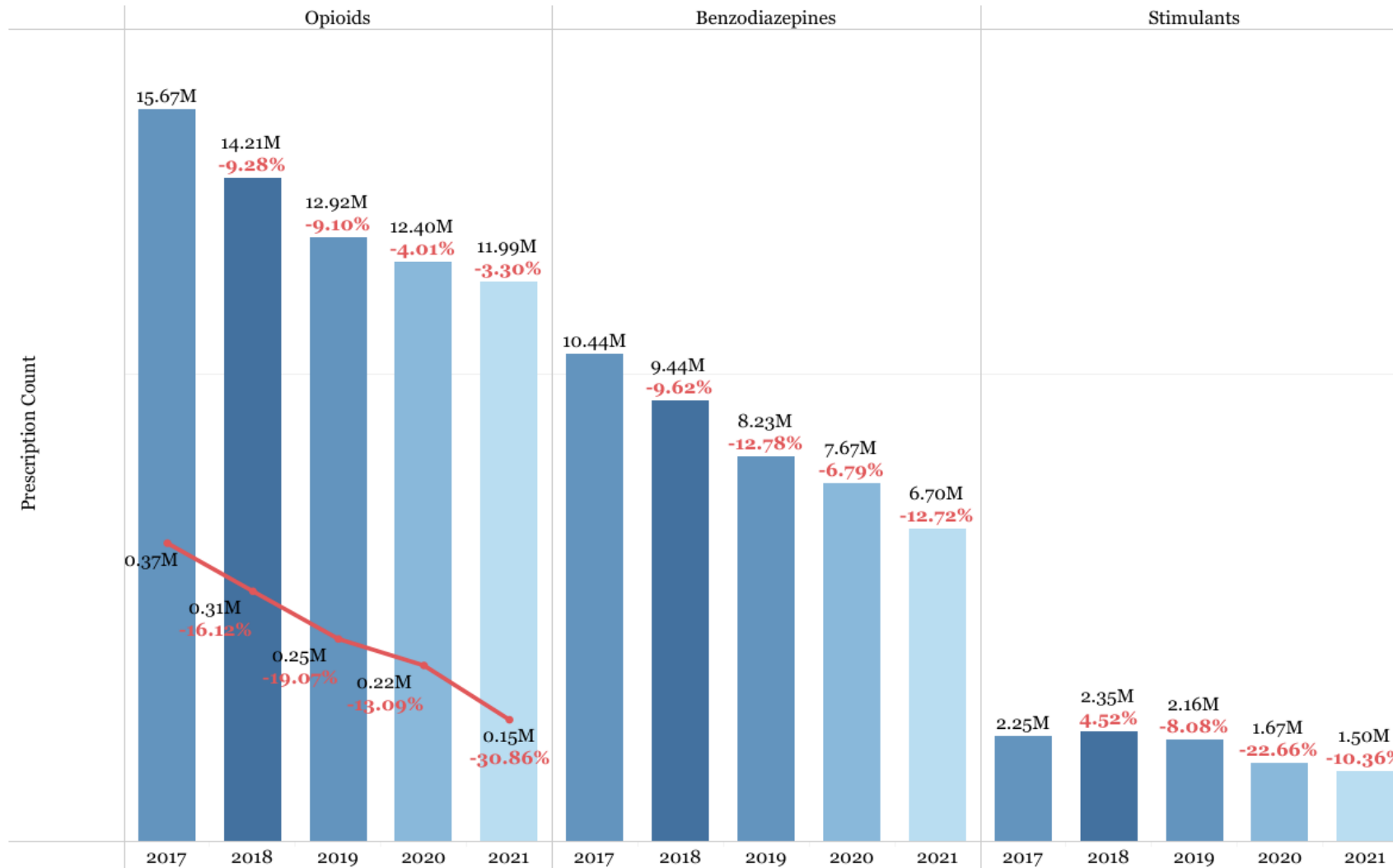


Florida Prescription Drug Monitoring Program (PDMP) Monthly Report

This data were obtained through the Florida Prescription Drug Monitoring Program (PDMP) known as E-FORCSE. PDMPs gather information on controlled substance dispensations and use. For more information, click [here](#).

Prescriptions by Drug Type & Year, Florida, 2017 - 2021

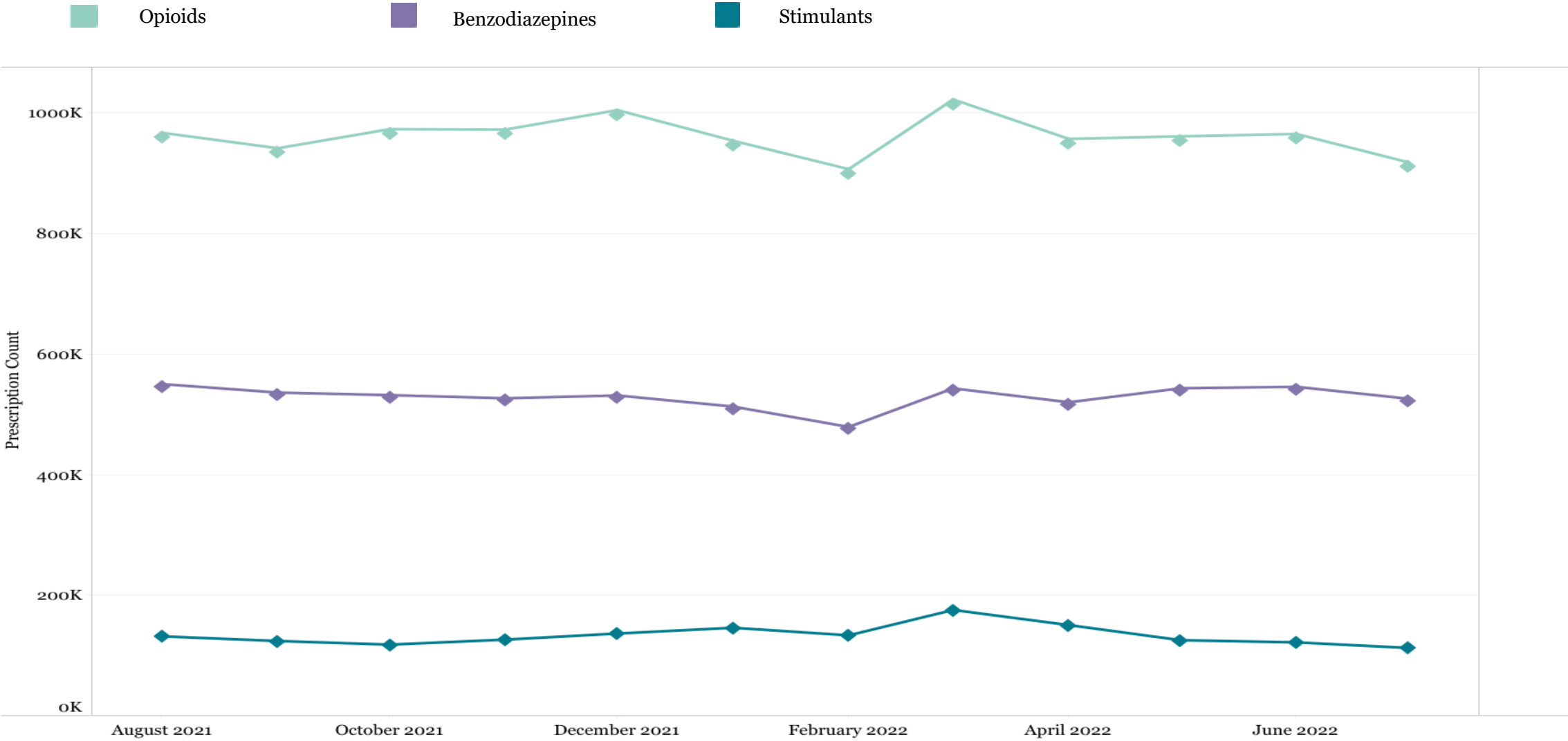
Florida, 2017 - 2021



- The red line represents the number of fentanyl prescriptions.
- The percentages indicated the percent change from the previous year.

Prescriptions by Drug Type & Month

Florida, 2021 - 2022



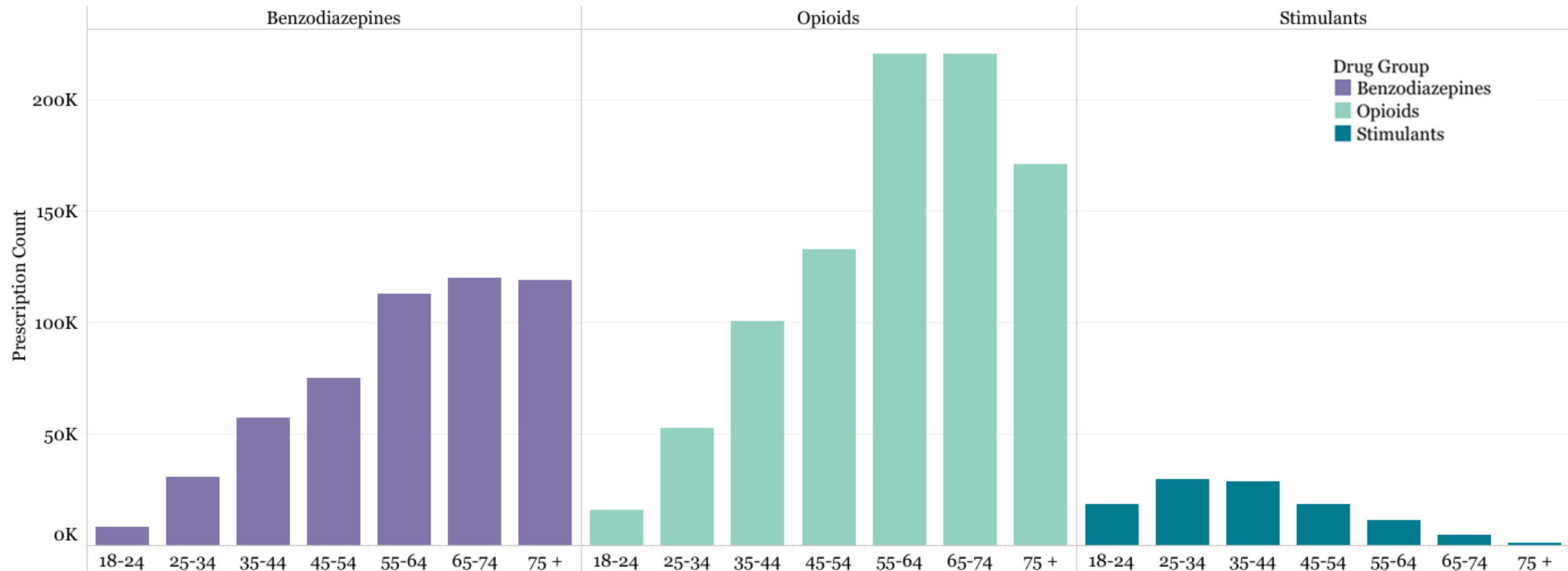
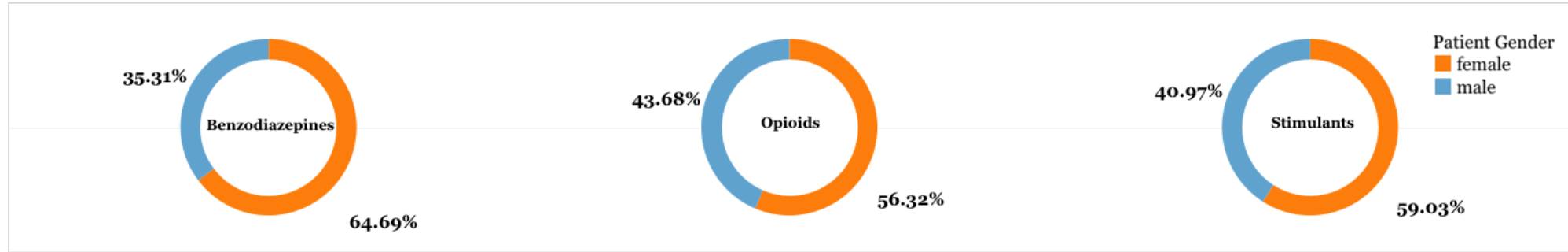
Indicators by Month

Florida, 2021 - 2022

Indicator Description	Aug 2021	Sep 2021	Oct 2021	Nov 2021	Dec 2021	Jan 2022	Feb 2022	Mar 2022	Apr 2022	May 2022	Jun 2022	Jul 2022	Aug 2022
# Opioid Prescriptions	966,866	941,258	972,993	972,258	1,004,539	953,674	906,595	1,022,250	956,751	960,986	964,936	917,906	912,580
# Benzodiazepine Prescriptions	550,025	535,956	531,700	526,516	531,180	512,747	478,967	542,916	519,874	543,116	545,554	525,695	521,633
# Stimulant Prescriptions	131,600	123,863	117,848	126,204	136,279	145,829	133,261	175,368	150,261	125,214	121,608	112,373	111,592
# Opioid Patients	748,903	731,170	759,182	755,368	766,954	743,901	722,494	782,201	752,028	748,291	747,840	720,374	703,835
# Benzodiazepine Patients	490,612	479,469	478,455	472,931	474,099	463,933	439,525	485,251	474,956	491,394	492,899	477,976	466,690
# Stimulant Patients	120,776	113,857	108,613	116,389	124,074	134,055	123,287	158,121	138,476	115,303	111,411	103,724	102,173
# Registered Users	10,014	11,835	13,198	14,333	15,445	16,601	17,661	18,823	19,846	20,860	22,336	23,940	25,586
# Patient Inquiries	3,954,475	3,936,700	3,958,774	3,932,891	3,924,288	3,944,942	3,780,162	4,414,697	3,998,792	4,034,682	4,136,877	3,845,208	4,237,449

Opioid, Benzodiazepine & Stimulant Prescriptions by Sex and Age Group

Florida, August 2022




Days' Supply Prescriptions by Month of 2021 and 2022

Florida, 2021 - 2022

Drug group	AUG 2021	SEP 2021	OCT 2021	NOV 2021	DEC 2021	JAN 2022	FEB 2022	MAR 2022	APR 2022	MAY 2022	JUN 2022	JUL 2022	AUG 2022
Zolpidem	36.28	36.51	36.66	37.00	36.96	37.07	36.83	36.73	36.80	36.97	37.07	36.94	37.25
Stimulants	31.02	30.92	30.95	30.92	31.02	30.87	30.74	30.77	30.72	30.78	30.80	30.83	30.81
Anxiolytic/Sedative	30.71	30.54	30.45	30.50	30.74	30.38	30.08	29.91	30.10	30.18	30.38	30.34	29.91
Muscle Relaxant	29.13	30.73	30.68	30.36	31.59	29.74	29.85	29.11	29.55	28.69	29.02	28.69	27.51
Benzodiazepines	28.74	28.71	28.75	28.81	29.01	28.87	28.69	28.80	28.89	28.85	28.79	28.78	28.61
Buprenorphine	16.84	17.05	18.63	18.28	18.43	17.72	18.74	20.68	20.65	20.91	21.08	20.39	21.11
Opioids	19.37	19.28	19.03	19.06	19.23	19.15	19.03	18.98	18.95	18.99	19.01	19.11	18.69

Days' Supply per Rx



Opioids Include:

acetaminophen with codeine phosphate, acetaminophen/caffeine/dihydrocodeine bitartrate, acetaminophen/codeine phosphate, acetaminophen/hydrocodone bitartrate, acetaminophen/hydrocodone bitartrate, acetaminophen/oxycodone HCl, acetaminophen/oxycodone HCl, acetaminophen/tramadol HCl, aspirin/caffeine/dihydrocodeine bitartrate, buprenorphine, buprenorphine HCl, buprenorphine HCl/naloxone HCl, buprenorphine HCl, butalbital/acetaminophen/caffeine/codeine phosphate, butorphanol tartrate, carisoprodol/aspirin/codeine phosphate, codeine phosphate/butalbital/aspirin/caffeine, codeine sulfate, fentanyl, fentanyl citrate, hydrocodone bitartrate, hydrocodone bitartrate/acetaminophen, hydrocodone/ibuprofen, hydromorphone HCl, ibuprofen/oxycodone HCl, levorphanol tartrate, meperidine HCl, methadone HCl, morphine sulfate, morphine sulfate/naltrexone HCl, opium/belladonna alkaloids, oxycodone HCl, oxycodone HCl/acetaminophen, oxycodone HCl/aspirin, oxycodone HCl/oxycodone terephthalate/aspirin, oxycodone HCl, oxycodone myristate, oxymorphone HCl, pentazocine HCl/naloxone HCl, tapentadol HCl, tramadol HCl, tramadol HCl/acetaminophen, tramadol HCl.

Notes:

1. Data extraction date - 9/06/2022
2. Report includes patients living in Florida and whose age is ≥ 18
3. Controlled substance drug schedule was set to II-V
4. Population data is based on census data from www.census.gov
5. Data from earlier years may have changed due to retrospective registration

Benzodiazepines Include:

alprazolam, amitriptyline HCl/chlordiazepoxide, chlordiazepoxide HCl, chlordiazepoxide/clidinium bromide, clobazam, clonazepam, clonazepam, clorazepate dipotassium, diazepam, estazolam, flurazepam HCl, lorazepam, oxazepam, quazepam, temazepam, triazolam.

Stimulants Include:

amphetamine, amphetamine sulfate, dexmethylphenidate HCl, dextroamphetamine sulf-saccharate/amphetamine sulf-aspartate, dextroamphetamine sulfate, lisdexamfetamine dimesylate, methylphenidate, methylphenidate HCl.