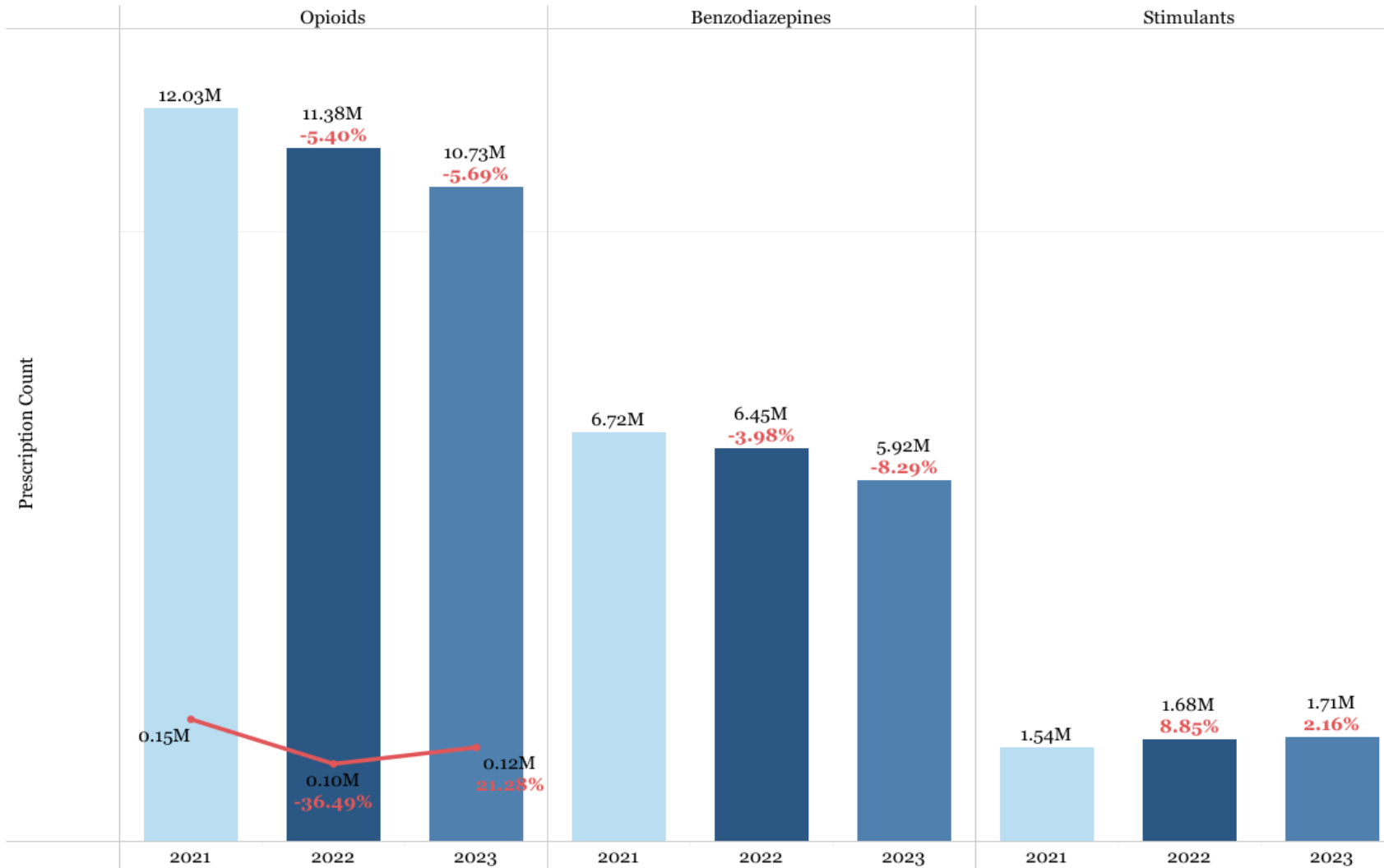


Florida Prescription Drug Monitoring Program (PDMP) Monthly Report

This data were obtained through the Florida Prescription Drug Monitoring Program (PDMP) known as E-FORCSE. PDMPs gather information on controlled substance dispensations and use. For more information, click [here](#).

Prescriptions by Drug Type & Year

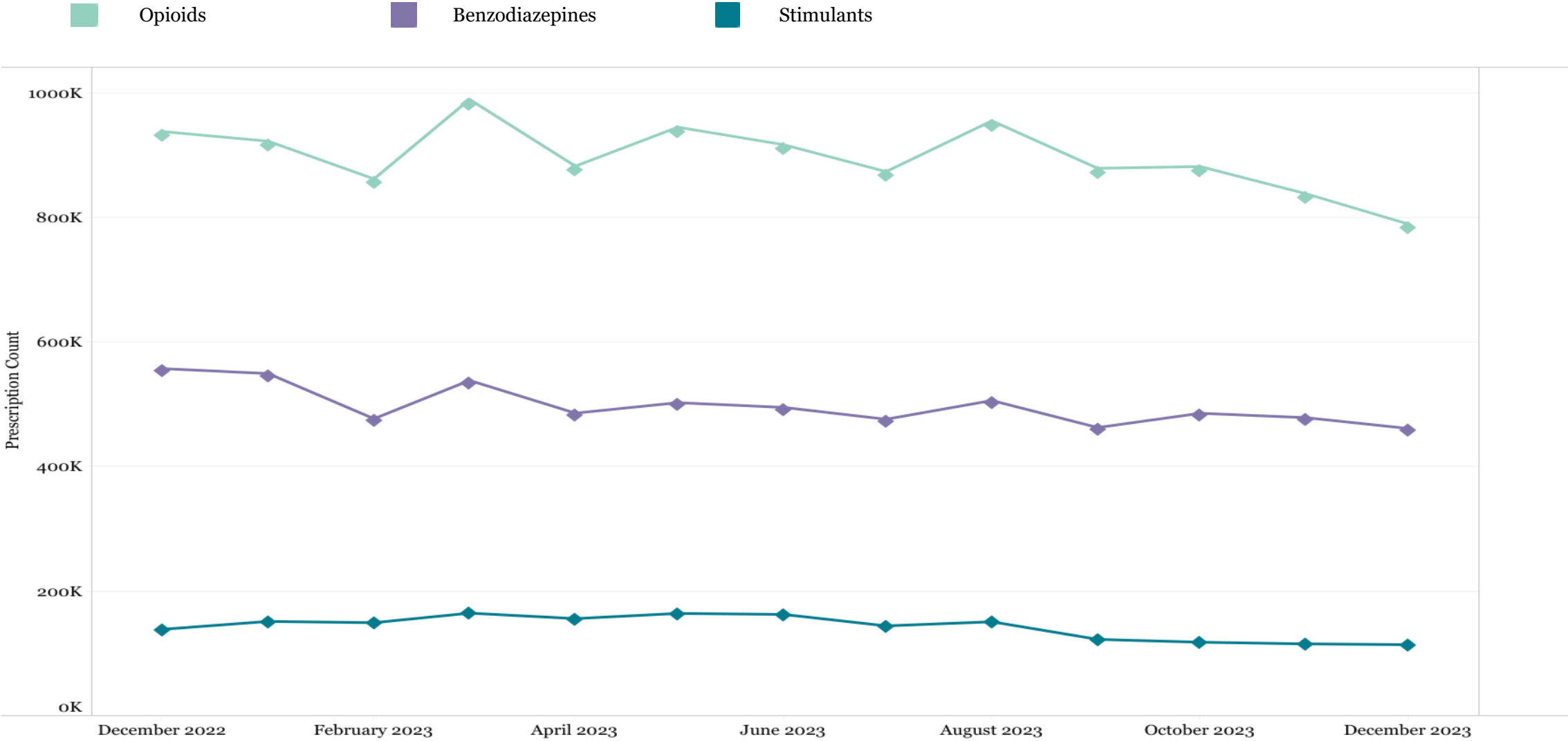
Florida, 2021-2023



- The red line represents the number of fentanyl prescriptions.
- The percentages indicated the percent change from the previous year.

Prescriptions by Drug Type & Month

Florida, 2022 - 2023



Indicators by Month

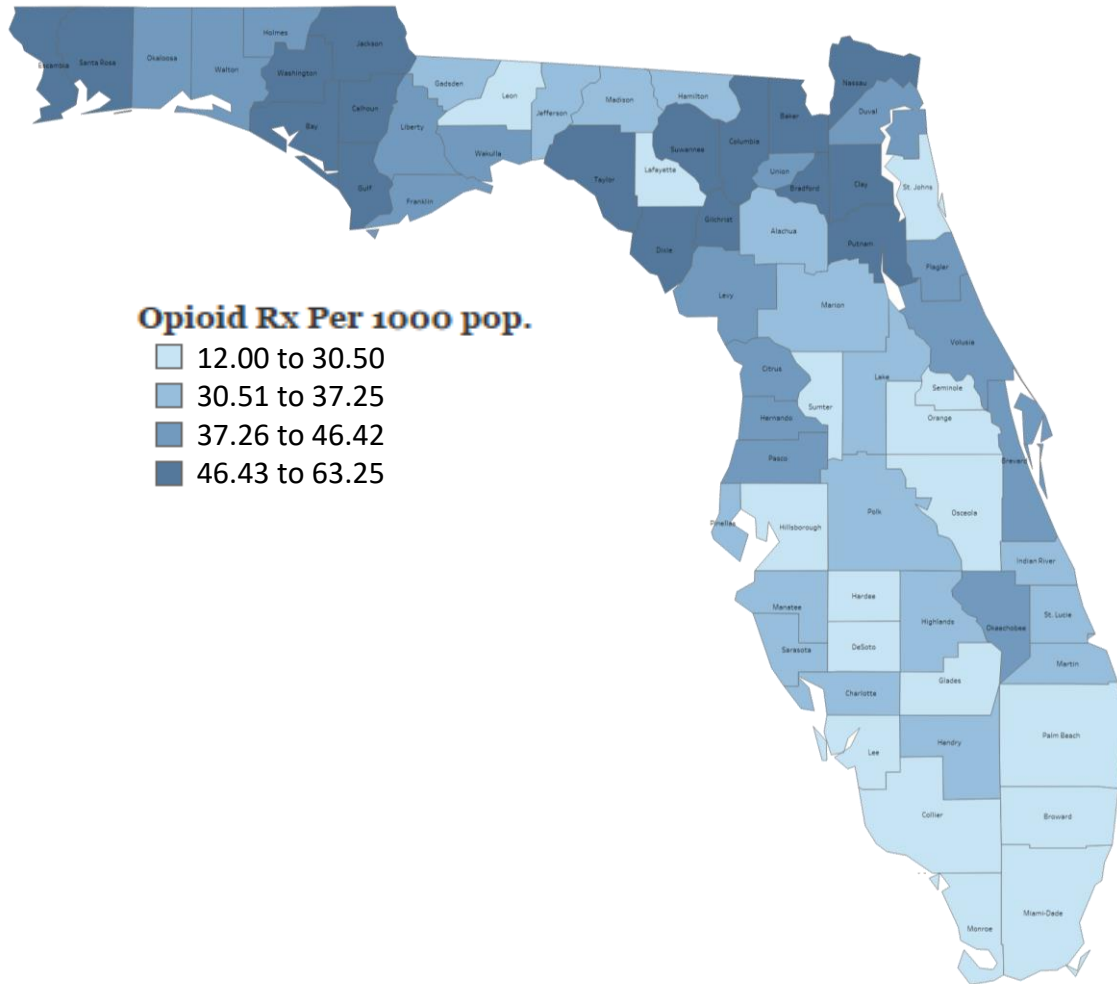
Florida, 2022 - 2023

Indicator Description	Dec 2022	Jan 2023	Feb 2023	Mar 2023	Apr 2023	May 2023	Jun 2023	Jul 2023	Aug 2023	Sep 2023	Oct 2023	Nov 2023	Dec 2023
# Opioid Prescriptions	937,606	922,089	861,531	989,139	882,048	944,577	916,511	873,276	954,831	878,540	881,415	837,805	789,034
# Benzodiazepine Prescriptions	557,115	549,103	476,594	538,110	485,559	502,387	494,805	475,798	505,859	462,457	485,361	478,348	460,934
# Stimulant Prescriptions	138,582	151,304	149,259	164,579	155,818	164,107	162,498	144,156	150,715	122,503	117,914	115,263	113,920
# Opioid Patients	726,390	722,449	691,848	760,188	701,695	727,539	710,271	681,557	732,004	691,026	683,769	651,483	615,192
# Benzodiazepine Patients	500,940	496,839	440,494	483,935	446,368	450,920	447,743	431,799	453,759	422,818	438,498	432,925	418,774
# Stimulant Patients	126,359	138,459	138,087	148,546	144,118	148,573	148,629	133,196	136,476	112,621	108,049	105,693	104,951
# Registered Users	14,859	15,988	16,927	18,012	18,828	19,923	21,382	22,967	24,475	25,678	27,023	28,032	28,953
# Patient Inquiries	3,961,435	4,174,991	3,923,449	4,584,808	4,045,256	4,224,570	4,089,490	4,044,000	4,366,052	3,973,257	4,422,269	4,259,848	4,082,676

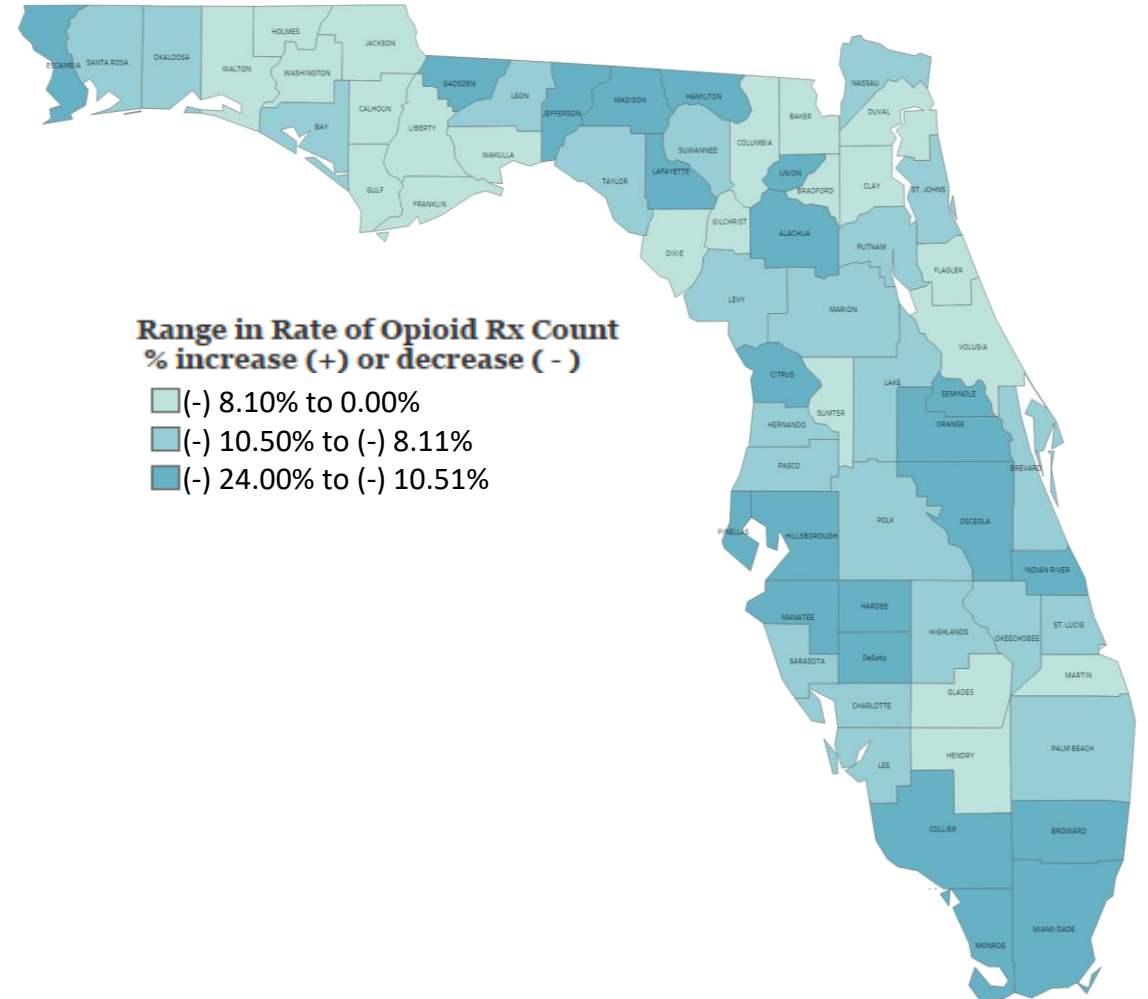
Opioid Prescription Rate & Percent Change by County

Florida, December 2023

**Age-Adjusted Opioid Prescription Rate by County, Florida
December, 2023**

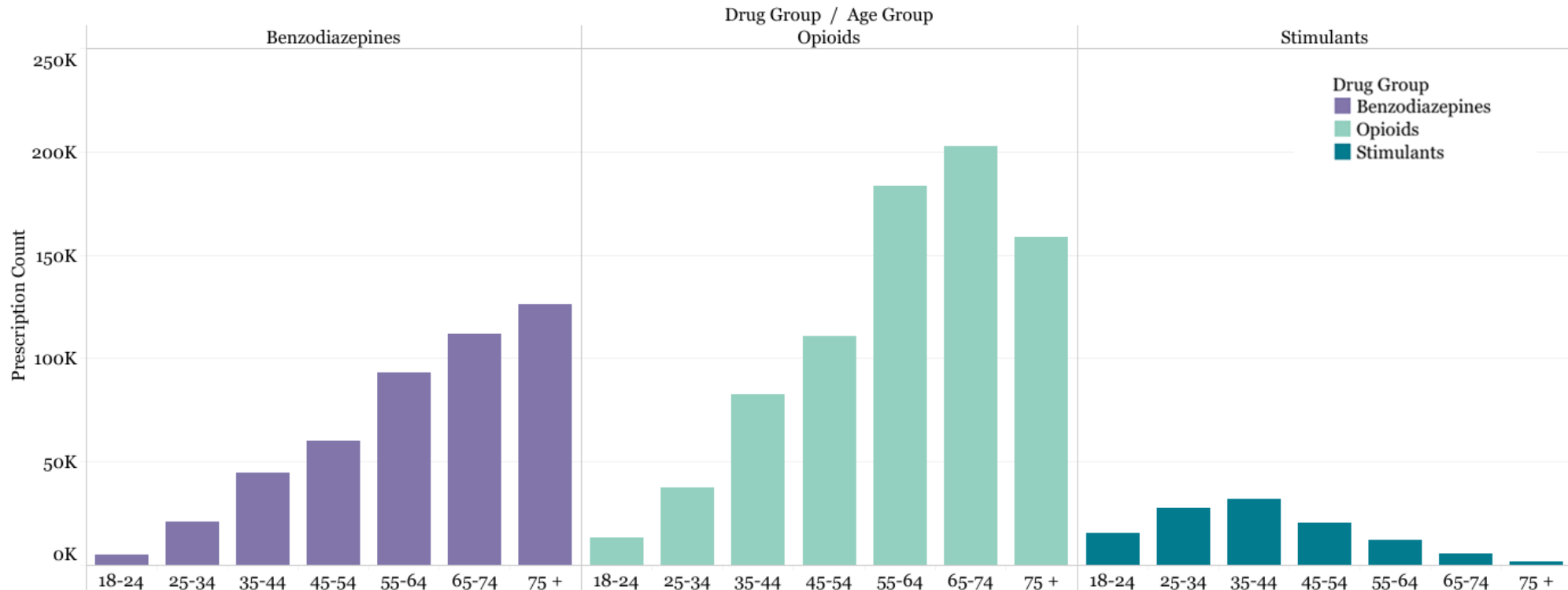
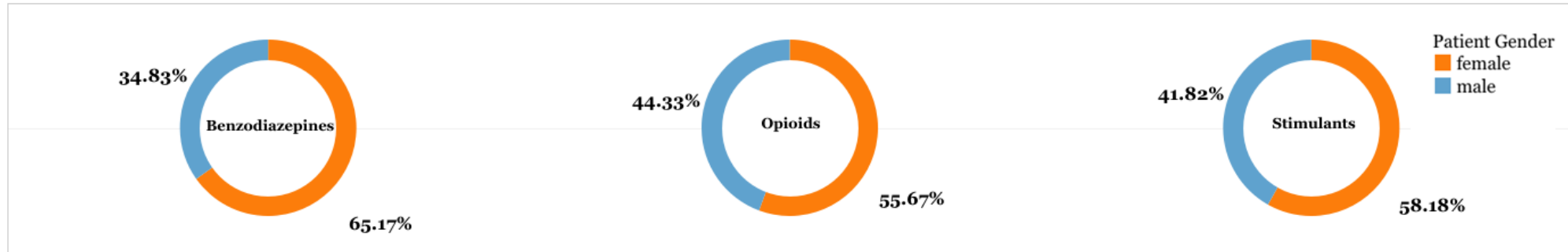


**Percent Change in Opioid Prescription Count by County, Florida
Oct-Dec 2023 vs Oct-Dec 2022**



Opioid, Benzodiazepine & Stimulant Prescriptions by Sex and Age

Florida, December 2023




Days' Supply Prescriptions by Month

Florida, 2022 - 2023

Drug group	DEC 2022	JAN 2023	FEB 2023	MAR 2023	APR 2023	MAY 2023	JUN 2023	JUL 2023	AUG 2023	SEP 2023	OCT 2023	NOV 2023	DEC 2023
Zolpidem	37.26	37.52	37.38	37.13	37.41	37.46	37.21	37.19	37.20	37.13	37.34	37.46	37.76
Stimulants	30.70	30.44	30.35	30.46	30.55	30.67	30.58	30.65	30.68	30.50	30.58	30.57	30.71
Anxiolytic/Sedative	30.08	30.17	30.15	29.58	30.30	30.13	30.07	30.21	29.91	29.90	29.90	30.05	30.53
Muscle Relaxant	26.81	25.35	26.76	26.49	26.25	25.90	28.32	27.95	30.34	32.03	28.30	34.92	33.56
Benzodiazepines	28.92	28.50	28.32	28.31	28.26	28.16	28.05	28.06	28.03	28.01	27.93	28.20	28.32
Buprenorphine	21.73	21.99	22.12	22.30	22.39	22.28	22.72	22.32	22.62	22.52	22.72	22.96	23.22
Opioids	19.02	18.65	18.71	18.69	18.66	18.69	18.60	18.64	18.57	18.65	18.46	18.59	18.80

Days' Supply per Rx



Opioids Include:

acetaminophen with codeine phosphate, acetaminophen/caffeine/dihydrocodeine bitartrate, acetaminophen/codeine phosphate, acetaminophen/hydrocodone bitartrate, acetaminophen/hydrocodone bitartrate, acetaminophen/oxycodone HCl, acetaminophen/oxycodone HCl, acetaminophen/tramadol HCl, aspirin/caffeine/dihydrocodeine bitartrate, buprenorphine, buprenorphine HCl, buprenorphine HCl/naloxone HCl, buprenorphine HCl, butalbital/acetaminophen/caffeine/codeine phosphate, butorphanol tartrate, carisoprodol/aspirin/codeine phosphate, codeine phosphate/butalbital/aspirin/caffeine, codeine sulfate, fentanyl, fentanyl citrate, hydrocodone bitartrate, hydrocodone bitartrate/acetaminophen, hydrocodone/ibuprofen, hydromorphone HCl, ibuprofen/oxycodone HCl, levorphanol tartrate, meperidine HCl, methadone HCl, morphine sulfate, morphine sulfate/naltrexone HCl, opium/belladonna alkaloids, oxycodone HCl, oxycodone HCl/acetaminophen, oxycodone HCl/aspirin, oxycodone HCl/oxycodone terephthalate/aspirin, oxycodone HCl, oxycodone myristate, oxymorphone HCl, pentazocine HCl/naloxone HCl, tapentadol HCl, tramadol HCl, tramadol HCl/acetaminophen, tramadol HCl.

Notes

1. Data extraction dates – 01/11/2024 & 01/16/2024
2. Report includes patients living in Florida and whose age is ≥ 18
3. Controlled substance drug schedule was set to II-V
4. Population data is based on census data from www.census.gov
5. Data from earlier years may have changed due to retrospective registration

Benzodiazepines Include:

alprazolam, amitriptyline HCl/chlordiazepoxide, chlordiazepoxide HCl, chlordiazepoxide/clidinium bromide, clobazam, clonazepam, clonazepam, clorazepate dipotassium, diazepam, estazolam, flurazepam HCl, lorazepam, oxazepam, quazepam, temazepam, triazolam.

Stimulants Include:

amphetamine, amphetamine sulfate, dexamethylphenidate HCl, dextroamphetamine sulf-saccharate/amphetamine sulf-aspartate, dextroamphetamine sulfate, lisdexamfetamine dimesylate, methylphenidate, methylphenidate HCl.