

June 2022

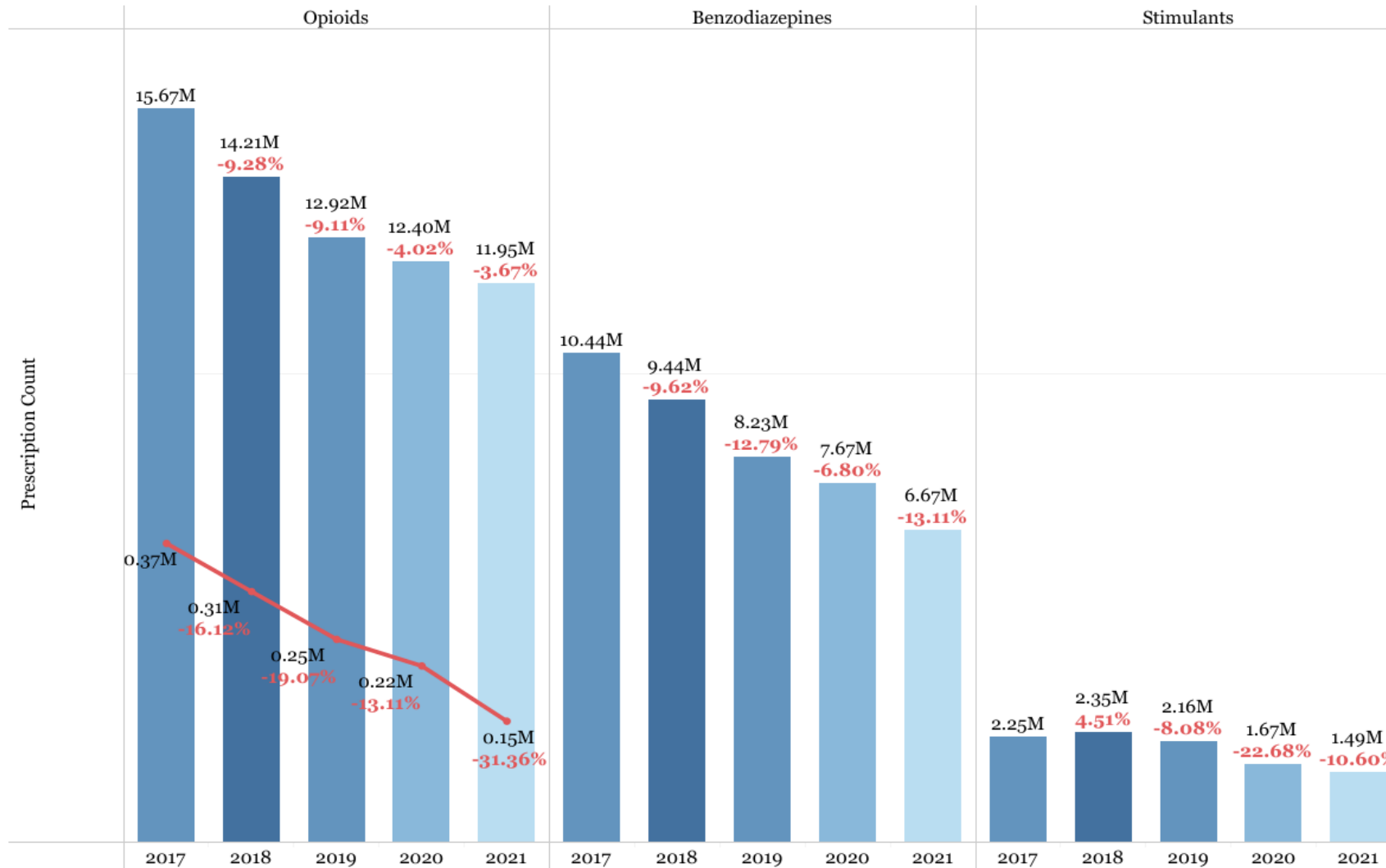


Florida Prescription Drug Monitoring Program (PDMP) Monthly Report

This data were obtained through the Florida Prescription Drug Monitoring Program (PDMP) known as E-FORCSE. PDMPs gather information on controlled substance dispensations and use. For more information, click [here](#).

Prescriptions by Drug Type & Year, Florida, 2017 - 2021

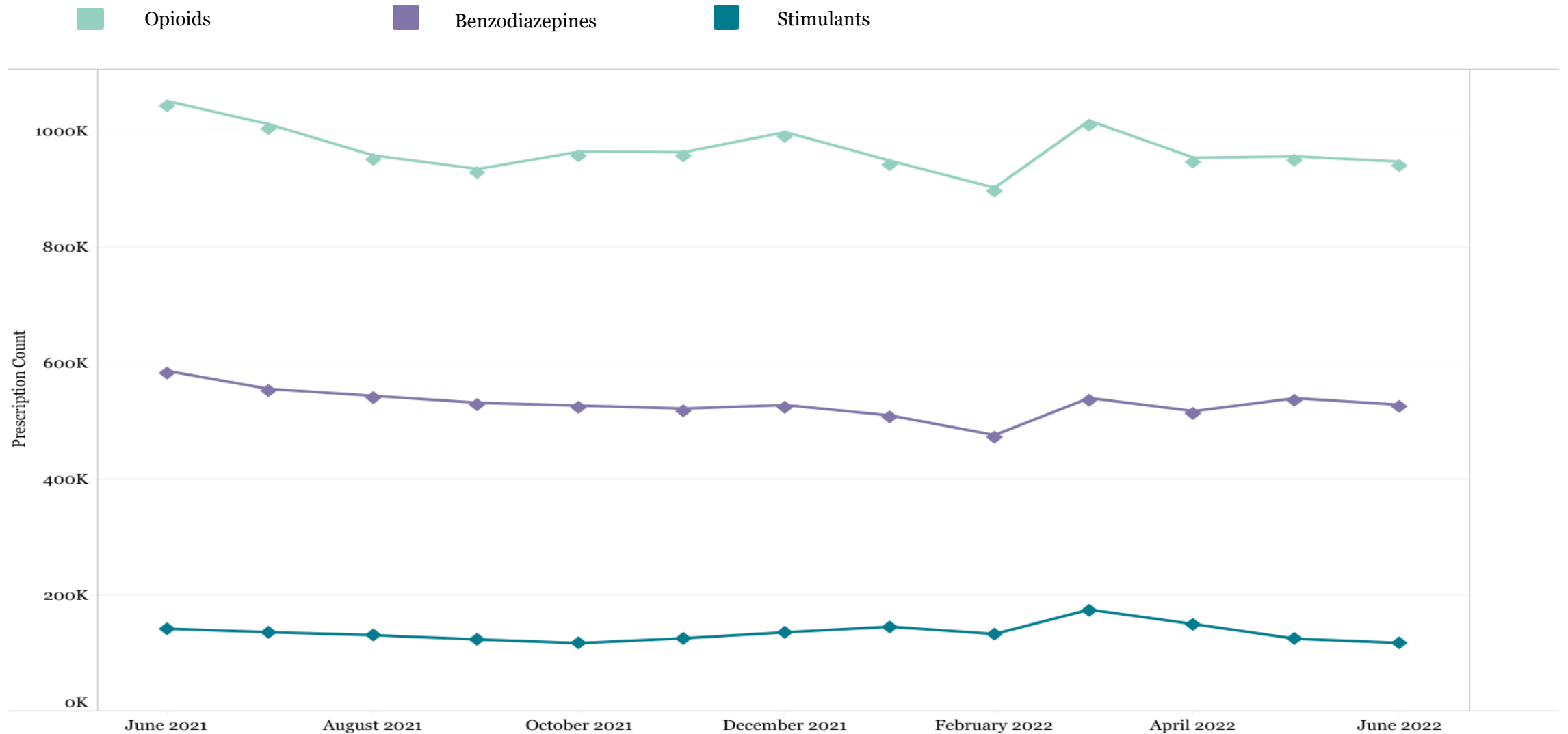
Florida, 2017 - 2021



- The red line represents the number of fentanyl prescriptions.
- The percentages indicated the percent change from the previous year.

Prescriptions by Drug Type & Month

Florida, 2021 - 2022



Indicators by Month

Florida, 2021 - 2022

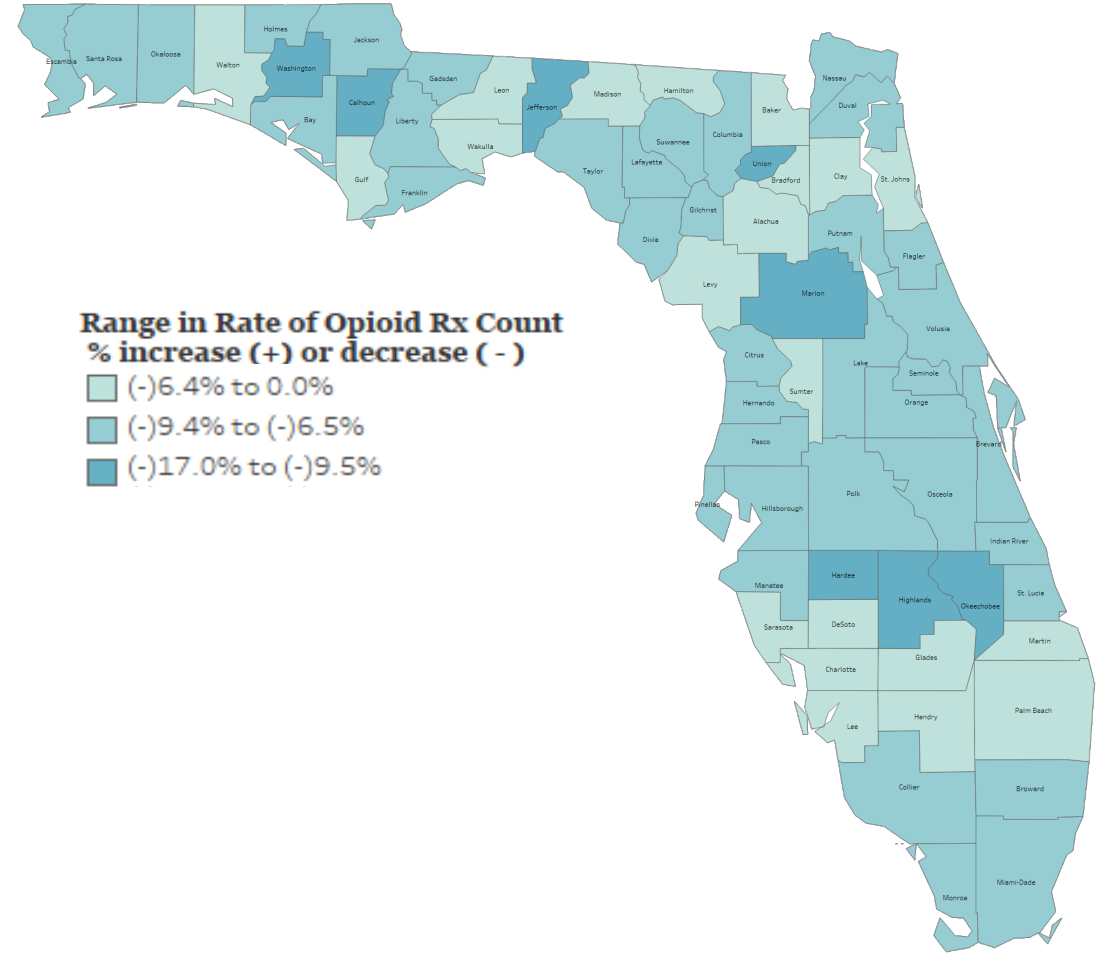
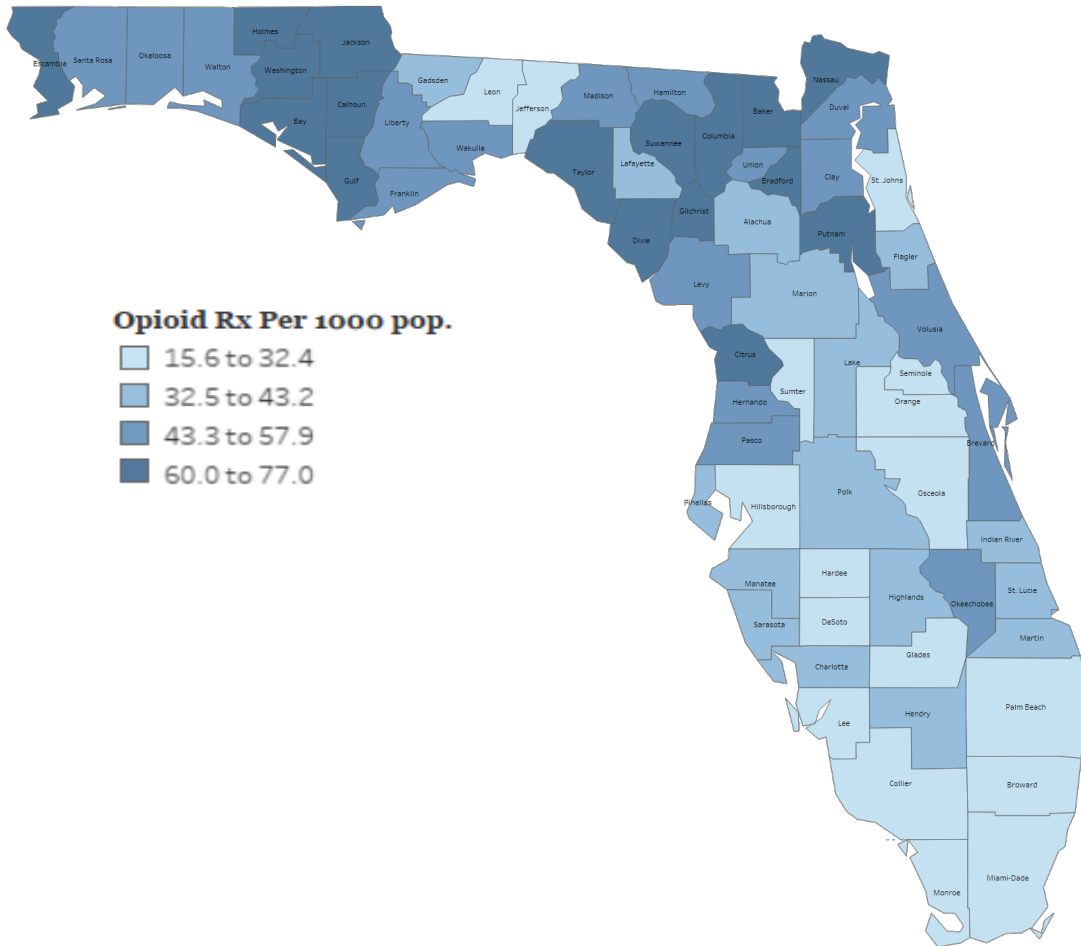
Indicator Description	Jun 2021	Jul 2021	Aug 2021	Sep 2021	Oct 2021	Nov 2021	Dec 2021	Jan 2022	Feb 2022	Mar 2022	Apr 2022	May 2022	Jun 2022
# Opioid Prescriptions	1,051,773	1,011,937	958,059	934,797	964,561	963,745	998,361	948,998	902,240	1,018,085	954,088	956,509	947,410
# Benzodiazepine Prescriptions	586,356	555,460	543,533	531,447	526,598	521,601	527,590	509,717	475,860	539,731	517,145	539,438	527,990
# Stimulant Prescriptions	141,824	135,891	130,737	123,317	117,037	125,428	135,710	145,315	132,793	174,841	149,799	124,603	117,371
# Opioid Patients	808,202	777,679	745,188	728,478	755,224	751,236	764,561	741,915	720,413	779,962	750,547	746,100	736,892
# Benzodiazepine Patients	519,214	493,966	486,059	476,321	474,785	469,365	471,550	461,713	437,172	482,811	472,752	488,837	479,022
# Stimulant Patients	129,091	123,988	120,045	113,407	107,931	115,717	123,618	133,638	122,870	157,699	138,107	114,804	107,983
# Registered Users	6,809	8,473	10,014	11,834	13,197	14,332	15,444	16,600	17,660	18,819	19,841	20,855	22,329
# Patient Inquiries	3,692,048	3,741,156	3,954,517	3,936,719	3,958,614	3,932,501	3,923,911	3,944,610	3,779,789	4,414,349	3,998,506	4,034,342	4,136,652

Opioid Prescription Rate & Percent Change by County

Florida, June 2022

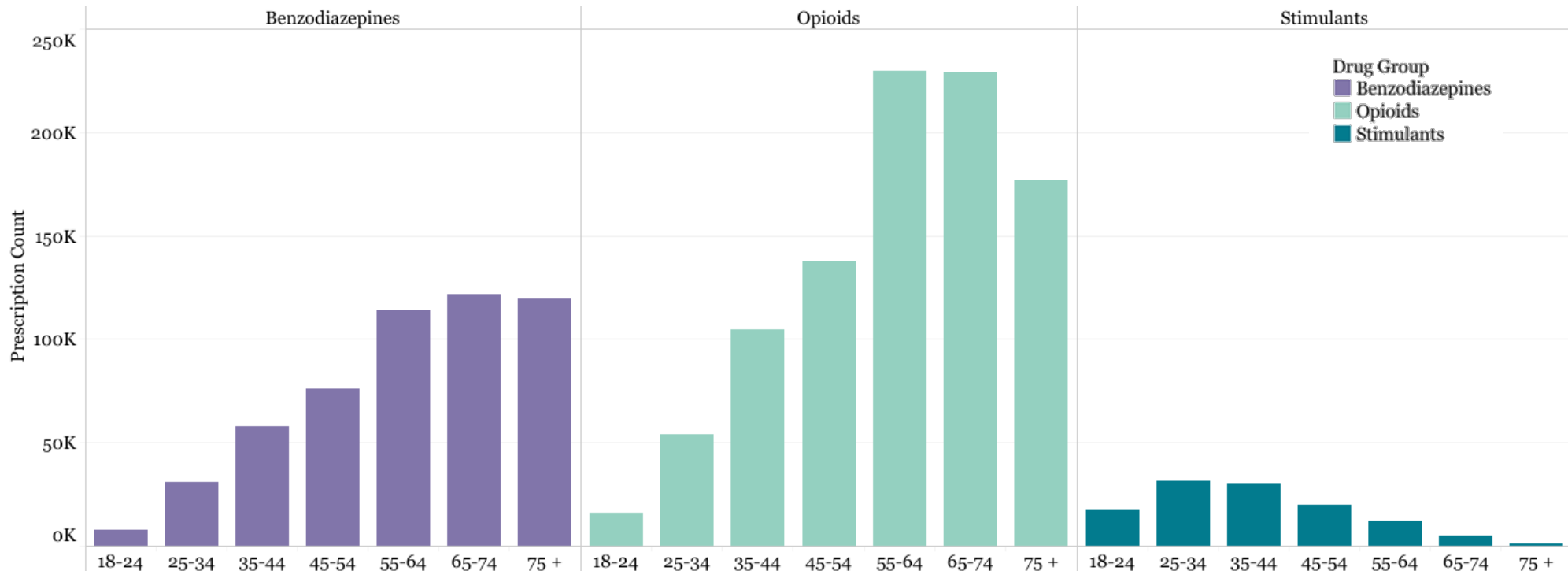
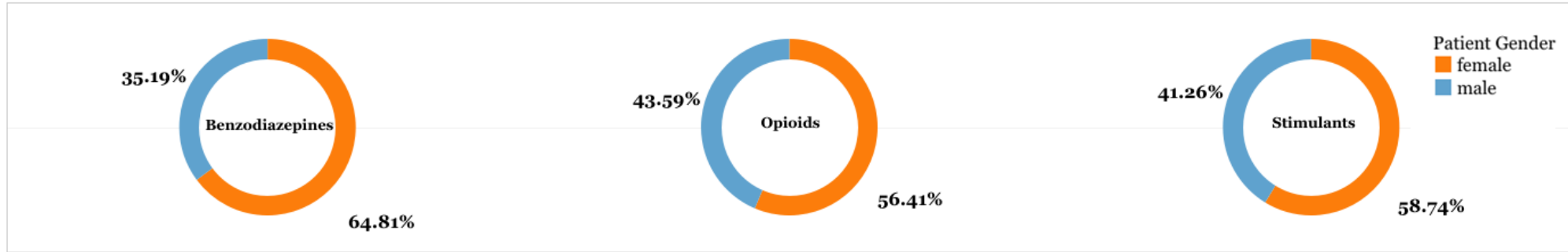
**Age-Adjusted Opioid Prescription Rate by County, Florida
June, 2022**

**Percent Change in Opioid Prescription Count by County, Florida
Apr-Jun 2022 vs Apr-Jun 2021**



Opioid, Benzodiazepine & Stimulant Prescriptions by Sex and Age Group

Florida, June 2022




Days' Supply Prescriptions by Month of 2021 and 2022

Florida, 2021 - 2022

Drug group	JUN 2021	JUL 2021	AUG 2021	SEP 2021	OCT 2021	NOV 2021	DEC 2021	JAN 2022	FEB 2022	MAR 2022	APR 2022	MAY 2022	JUN 2022
Zolpidem	36.48	36.16	36.34	36.53	36.68	37.04	36.98	37.08	36.86	36.74	36.80	36.99	37.12
Stimulants	30.96	30.81	31.02	30.92	30.97	30.92	31.03	30.87	30.74	30.78	30.73	30.79	30.80
Anxiolytic/Sedative	30.63	30.67	30.77	30.58	30.48	30.53	30.76	30.40	30.10	29.92	30.12	30.20	30.38
Muscle Relaxant	28.84	28.98	29.16	30.77	30.75	30.36	31.70	29.79	29.74	29.07	29.61	28.54	28.91
Benzodiazepines	28.67	28.69	28.79	28.75	28.79	28.85	29.03	28.89	28.71	28.81	28.89	28.87	28.80
Buprenorphine	16.68	16.08	16.86	16.98	18.58	18.19	18.40	17.69	18.74	20.67	20.63	20.91	21.05
Opioids	18.98	19.12	19.40	19.32	19.06	19.09	19.26	19.17	19.05	18.98	18.95	19.00	19.00

Days' Supply per Rx



Opioids Include:

acetaminophen with codeine phosphate, acetaminophen/caffeine/dihydrocodeine bitartrate, acetaminophen/codeine phosphate, acetaminophen/hydrocodone bitartrate, acetaminophen/hydrocodone bitartrate, acetaminophen/oxycodone HCl, acetaminophen/oxycodone HCl, acetaminophen/tramadol HCl, aspirin/caffeine/dihydrocodeine bitartrate, buprenorphine, buprenorphine HCl, buprenorphine HCl/naloxone HCl, buprenorphine HCl, butalbital/acetaminophen/caffeine/codeine phosphate, butorphanol tartrate, carisoprodol/aspirin/codeine phosphate, codeine phosphate/butalbital/aspirin/caffeine, codeine sulfate, fentanyl, fentanyl citrate, hydrocodone bitartrate, hydrocodone bitartrate/acetaminophen, hydrocodone/ibuprofen, hydromorphone HCl, ibuprofen/oxycodone HCl, levorphanol tartrate, meperidine HCl, methadone HCl, morphine sulfate, morphine sulfate/naltrexone HCl, opium/belladonna alkaloids, oxycodone HCl, oxycodone HCl/acetaminophen, oxycodone HCl/aspirin, oxycodone HCl/oxycodone terephthalate/aspirin, oxycodone HCl, oxycodone myristate, oxymorphone HCl, pentazocine HCl/naloxone HCl, tapentadol HCl, tramadol HCl, tramadol HCl/acetaminophen, tramadol HCl.

Notes:

1. Demographic data extraction date - 7/05/2022
2. Report includes patients living in Florida and whose age is ≥ 18
3. Controlled substance drug schedule was set to II-V
4. Population data is based on census data from www.census.gov
5. Data from earlier years may have changed due to retrospective registration

Benzodiazepines Include:

alprazolam, amitriptyline HCl/chlordiazepoxide, chlordiazepoxide HCl, chlordiazepoxide/clidinium bromide, clobazam, clonazepam, clonazepam, clorazepate dipotassium, diazepam, estazolam, flurazepam HCl, lorazepam, oxazepam, quazepam, temazepam, triazolam.

Stimulants Include:

amphetamine, amphetamine sulfate, dexmethylphenidate HCl, dextroamphetamine sulf-saccharate/amphetamine sulf-aspartate, dextroamphetamine sulfate, lisdexamfetamine dimesylate, methylphenidate, methylphenidate HCl.