

November
2023

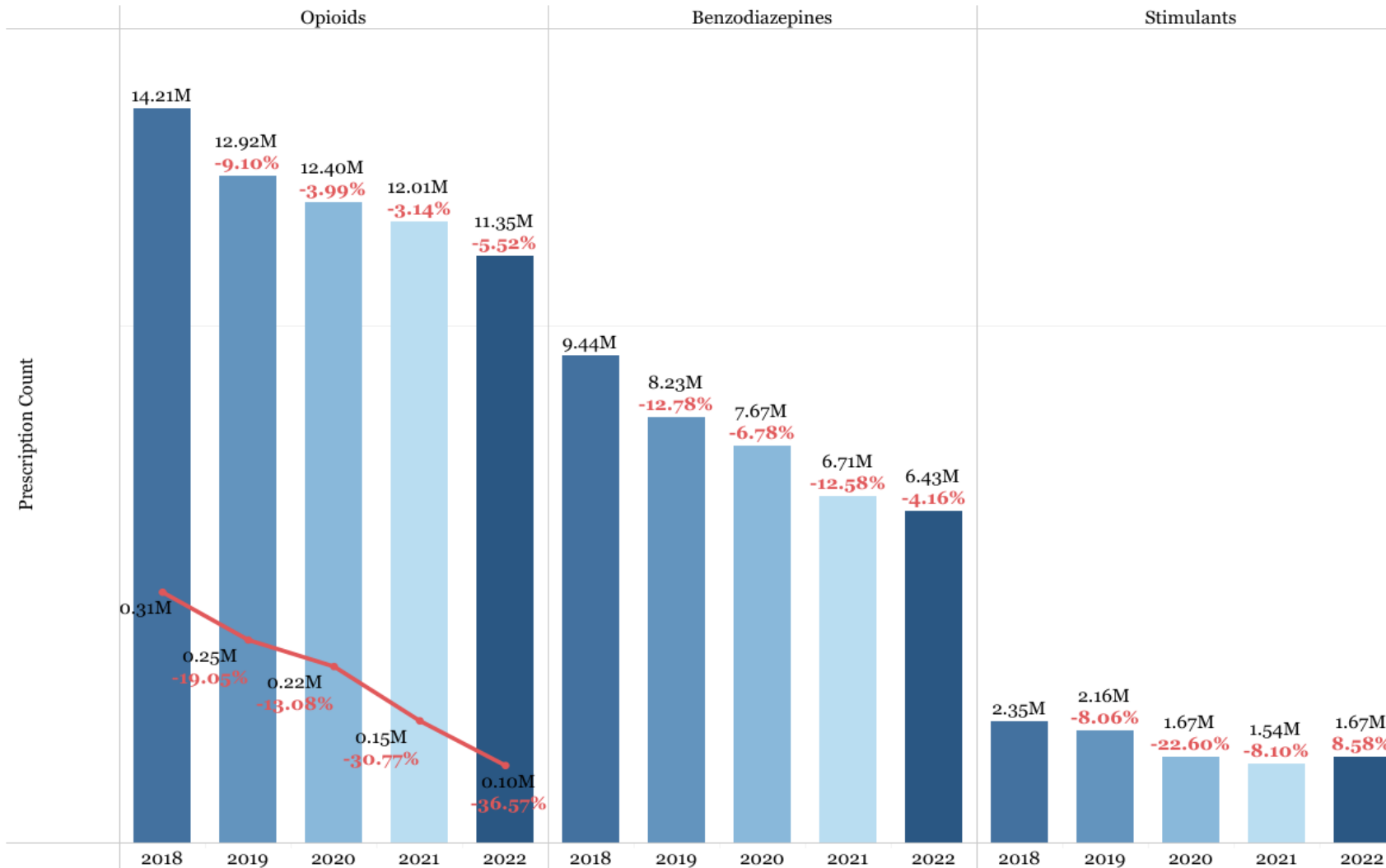


Florida Prescription Drug Monitoring Program (PDMP) Monthly Report

This data were obtained through the Florida Prescription Drug Monitoring Program (PDMP) known as E-FORCSE. PDMPs gather information on controlled substance dispensations and use. For more information, click [here](#).

Prescriptions by Drug Type & Year*

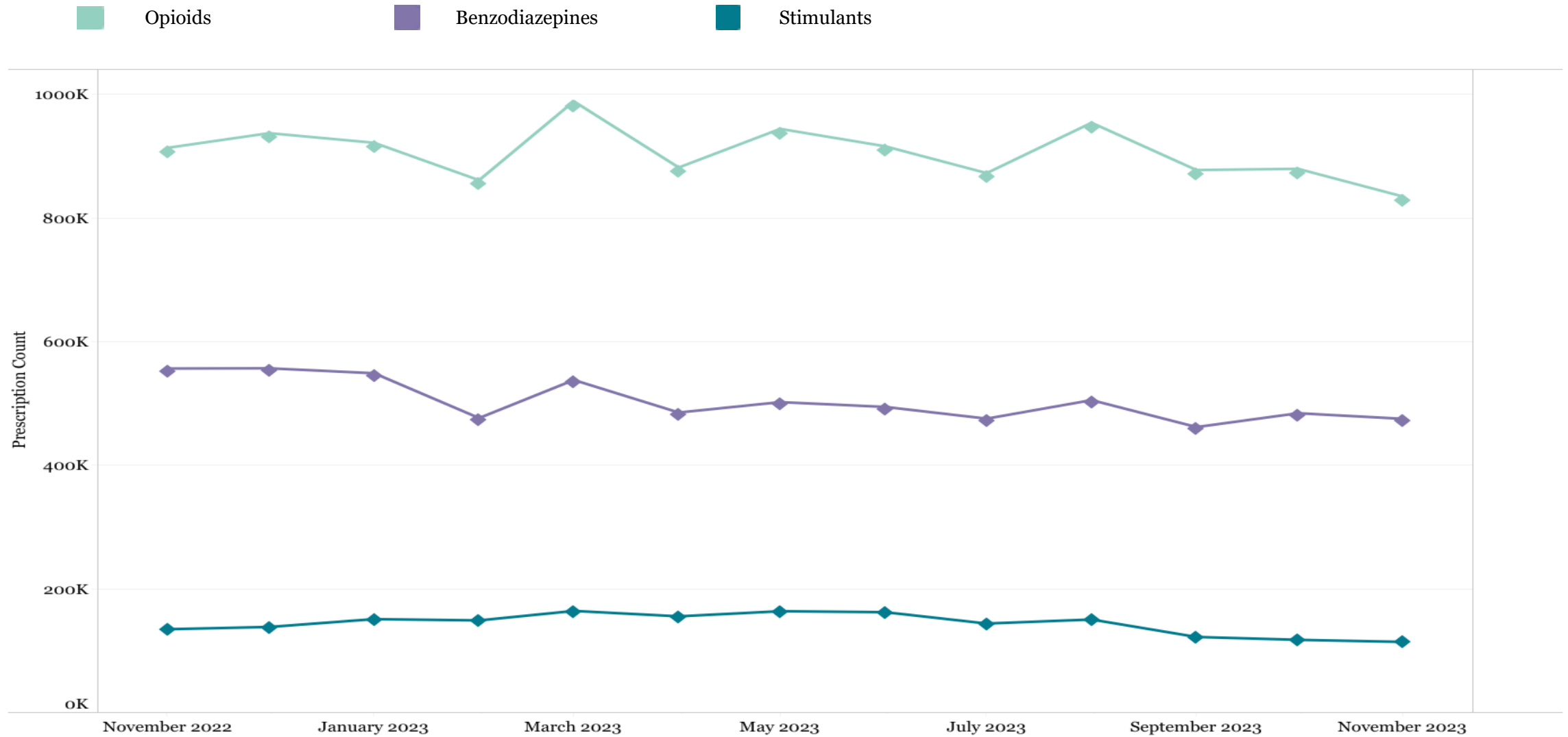
Florida, 2018 - 2022



- The red line represents the number of fentanyl prescriptions.
- The percentages indicated the percent change from the previous year.

Prescriptions by Drug Type & Month

Florida, 2022 - 2023



Indicators by Month

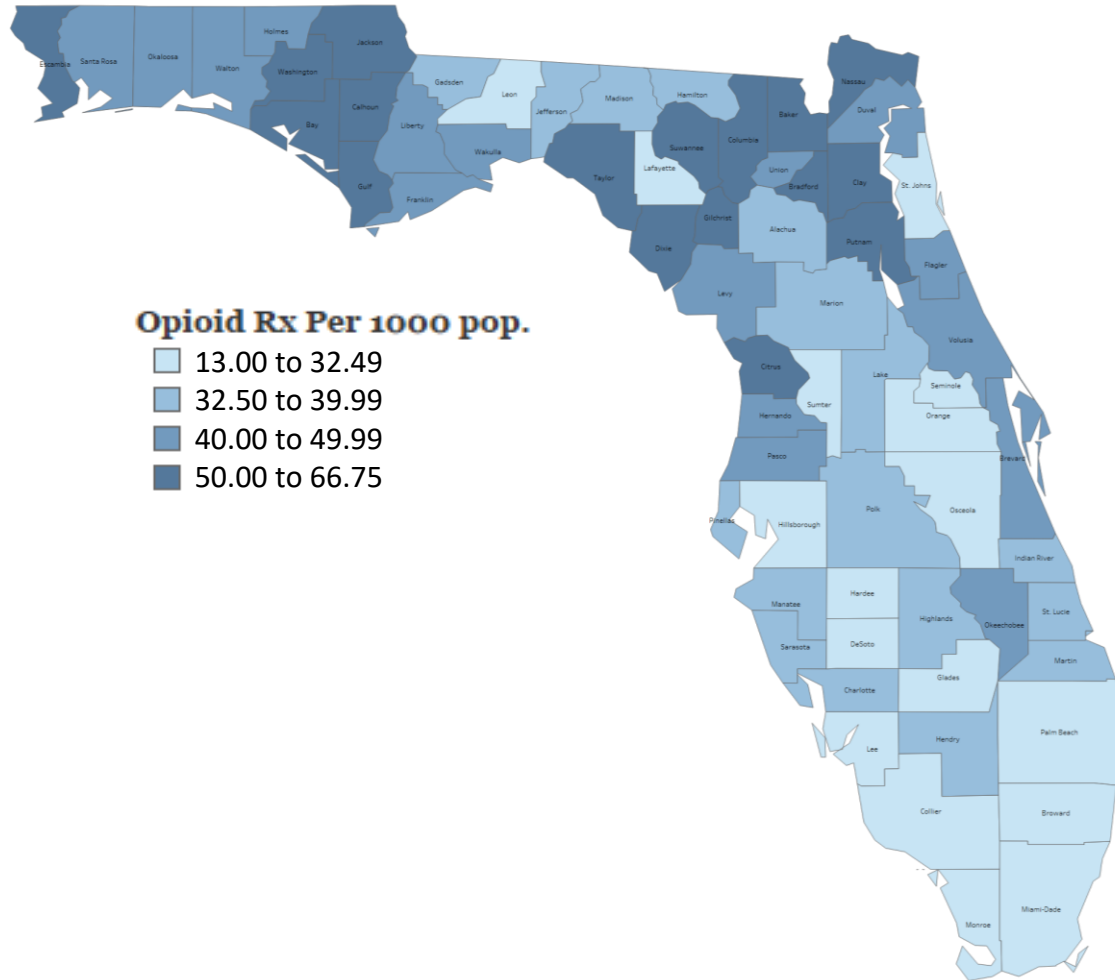
Florida, 2022 - 2023

Indicator Description	Nov 2022	Dec 2022	Jan 2023	Feb 2023	Mar 2023	Apr 2023	May 2023	Jun 2023	Jul 2023	Aug 2023	Sep 2023	Oct 2023	Nov 2023
# Opioid Prescriptions	913,767	937,470	921,842	861,324	988,908	881,864	944,378	916,194	872,785	954,262	877,743	879,792	834,938
# Benzodiazepine Prescriptions	556,656	557,025	548,994	476,510	538,068	485,436	502,274	494,546	475,532	505,520	461,928	484,312	475,284
# Stimulant Prescriptions	134,914	138,502	151,225	149,112	164,461	155,707	163,979	162,422	144,057	150,578	122,324	117,689	114,356
# Opioid Patients	713,721	726,267	722,289	691,604	759,798	701,390	727,145	709,811	681,049	731,311	690,273	682,400	649,056
# Benzodiazepine Patients	502,635	500,843	496,722	440,398	483,860	446,228	450,737	447,489	431,573	453,442	422,348	437,655	430,315
# Stimulant Patients	123,325	126,286	138,386	137,972	148,449	144,009	148,448	148,529	133,102	136,319	112,432	107,842	104,896
# Registered Users	13,863	14,863	15,991	16,930	18,015	18,831	19,926	21,384	22,968	24,476	25,677	27,023	28,029
# Patient Inquiries	3,944,119	3,962,557	4,176,494	3,924,679	4,586,164	4,046,389	4,226,504	4,091,230	4,045,331	4,367,311	3,973,592	4,421,959	4,259,853

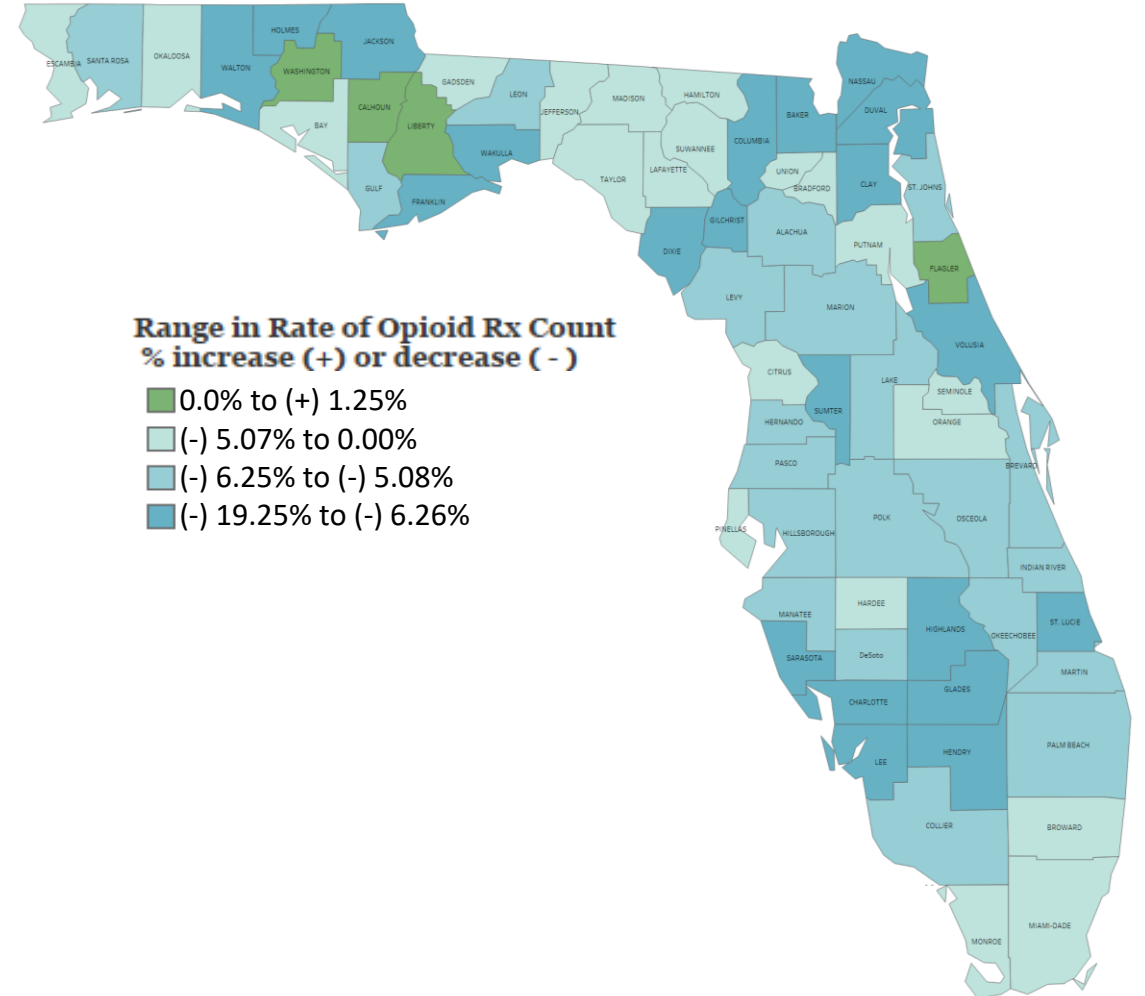
Opioid Prescription Rate & Percent Change by County

Florida, November 2023

Age-Adjusted Opioid Prescription Rate by County, Florida
November, 2023

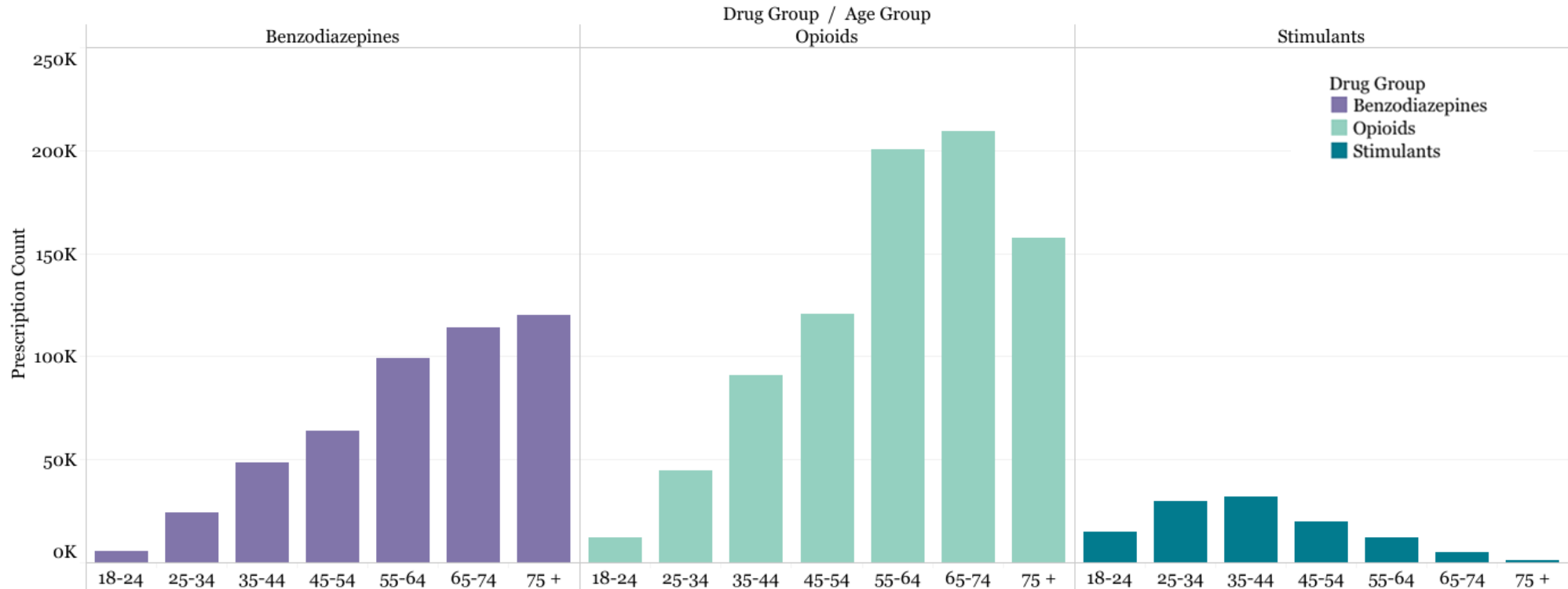
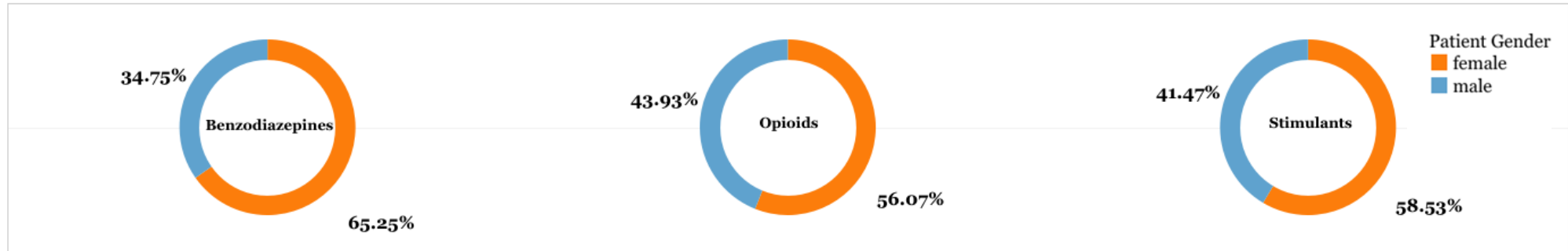


Percent Change in Opioid Prescription Count by County, Florida
Sep-Nov 2023 vs Sep-Nov 2022



Opioid, Benzodiazepine & Stimulant Prescriptions by Sex and Age

Florida, November 2023



Days' Supply Prescriptions by Month

Florida, 2022 - 2023

Drug group	NOV 2022	DEC 2022	JAN 2023	FEB 2023	MAR 2023	APR 2023	MAY 2023	JUN 2023	JUL 2023	AUG 2023	SEP 2023	OCT 2023	NOV 2023
Zolpidem	37.44	37.26	37.52	37.38	37.13	37.41	37.47	37.20	37.19	37.20	37.14	37.35	37.48
Stimulants	30.61	30.70	30.44	30.35	30.46	30.56	30.67	30.58	30.66	30.68	30.50	30.58	30.57
Anxiolytic/Sedative	29.99	30.08	30.17	30.16	29.58	30.30	30.13	30.07	30.21	29.91	29.90	29.90	30.05
Muscle Relaxant	28.04	26.81	25.35	26.76	26.49	26.27	25.93	28.32	27.95	30.34	32.03	28.30	34.92
Benzodiazepines	28.86	28.92	28.50	28.32	28.31	28.26	28.16	28.05	28.06	28.03	28.01	27.93	28.21
Buprenorphine	21.71	21.69	21.97	22.12	22.28	22.38	22.29	22.70	22.30	22.61	22.50	22.69	22.92
Opioids	18.92	19.02	18.65	18.71	18.69	18.66	18.69	18.59	18.63	18.57	18.65	18.45	18.59

Days' Supply per Rx



Opioids Include:

acetaminophen with codeine phosphate, acetaminophen/caffeine/dihydrocodeine bitartrate, acetaminophen/codeine phosphate, acetaminophen/hydrocodone bitartrate, acetaminophen/hydrocodone bitartrate, acetaminophen/oxycodone HCl, acetaminophen/oxycodone HCl, acetaminophen/tramadol HCl, aspirin/caffeine/dihydrocodeine bitartrate, buprenorphine, buprenorphine HCl, buprenorphine HCl/naloxone HCl, buprenorphine HCl, butalbital/acetaminophen/caffeine/codeine phosphate, butorphanol tartrate, carisoprodol/aspirin/codeine phosphate, codeine phosphate/butalbital/aspirin/caffeine, codeine sulfate, fentanyl, fentanyl citrate, hydrocodone bitartrate, hydrocodone bitartrate/acetaminophen, hydrocodone/ibuprofen, hydromorphone HCl, ibuprofen/oxycodone HCl, levorphanol tartrate, meperidine HCl, methadone HCl, morphine sulfate, morphine sulfate/naltrexone HCl, opium/belladonna alkaloids, oxycodone HCl, oxycodone HCl/acetaminophen, oxycodone HCl/aspirin, oxycodone HCl/oxycodone terephthalate/aspirin, oxycodone HCl, oxycodone myristate, oxymorphone HCl, pentazocine HCl/naloxone HCl, tapentadol HCl, tramadol HCl, tramadol HCl/acetaminophen, tramadol HCl.

Notes

1. Data extraction dates – 12/12/2023 & 12/15/2023
2. Report includes patients living in Florida and whose age is ≥ 18
3. Controlled substance drug schedule was set to II-V
4. Population data is based on census data from www.census.gov
5. Data from earlier years may have changed due to retrospective registration
6. *The first figure is the same as the visual from prior months' reports, due to issues in data extraction and minimal change in the Rx count between report months.

Benzodiazepines Include:

alprazolam, amitriptyline HCl/chlordiazepoxide, chlordiazepoxide HCl, chlordiazepoxide/clidinium bromide, clobazam, clonazepam, clonazepam, clorazepate dipotassium, diazepam, estazolam, flurazepam HCl, lorazepam, oxazepam, quazepam, temazepam, triazolam.

Stimulants Include:

amphetamine, amphetamine sulfate, dexamethylphenidate HCl, dextroamphetamine sulf-saccharate/amphetamine sulf-aspartate, dextroamphetamine sulfate, lisdexamfetamine dimesylate, methylphenidate, methylphenidate HCl.