

July 2023

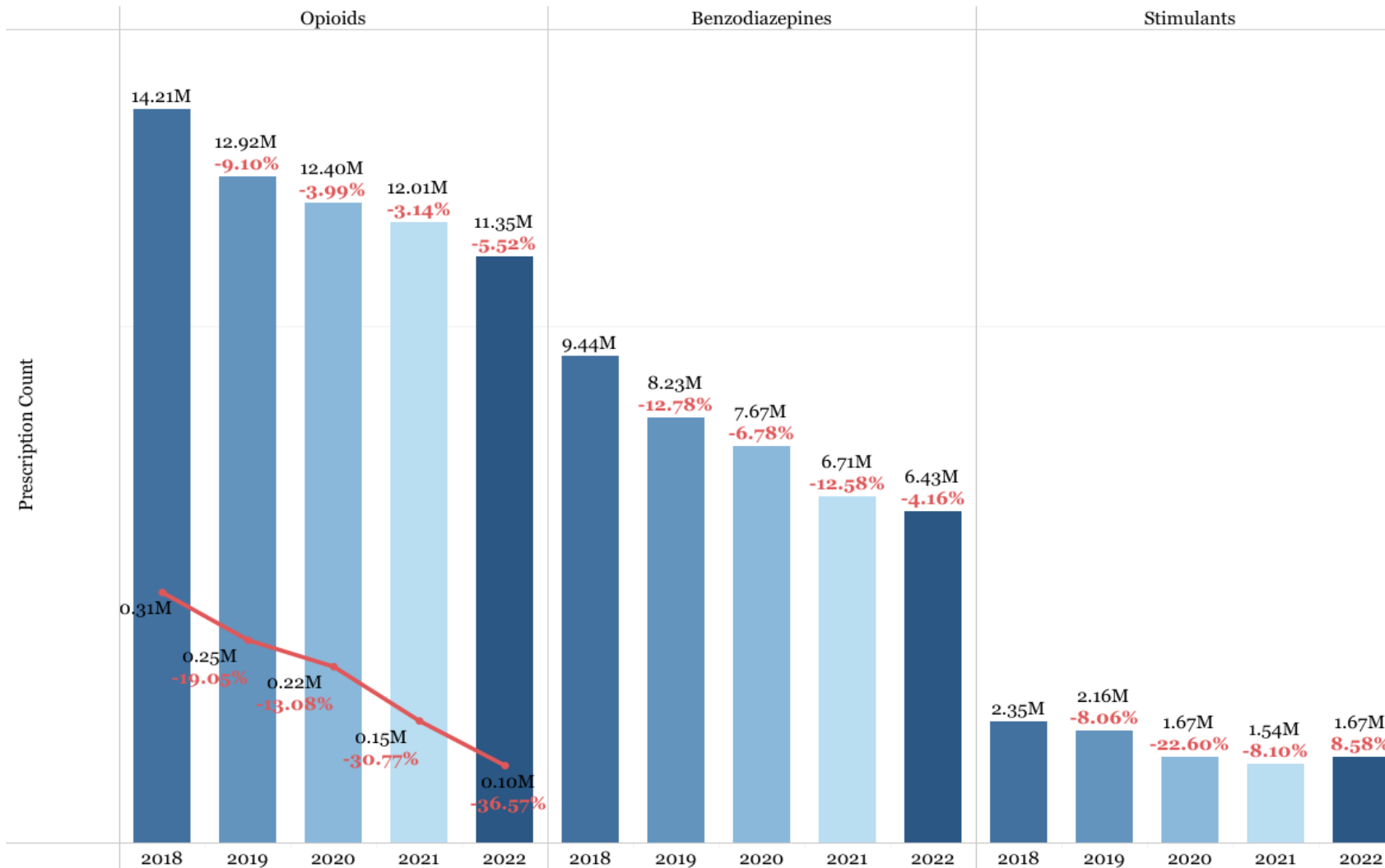


Florida Prescription Drug Monitoring Program (PDMP) Monthly Report

This data were obtained through the Florida Prescription Drug Monitoring Program (PDMP) known as E-FORCSE. PDMPs gather information on controlled substance dispensations and use. For more information, click [here](#).

Prescriptions by Drug Type & Year*

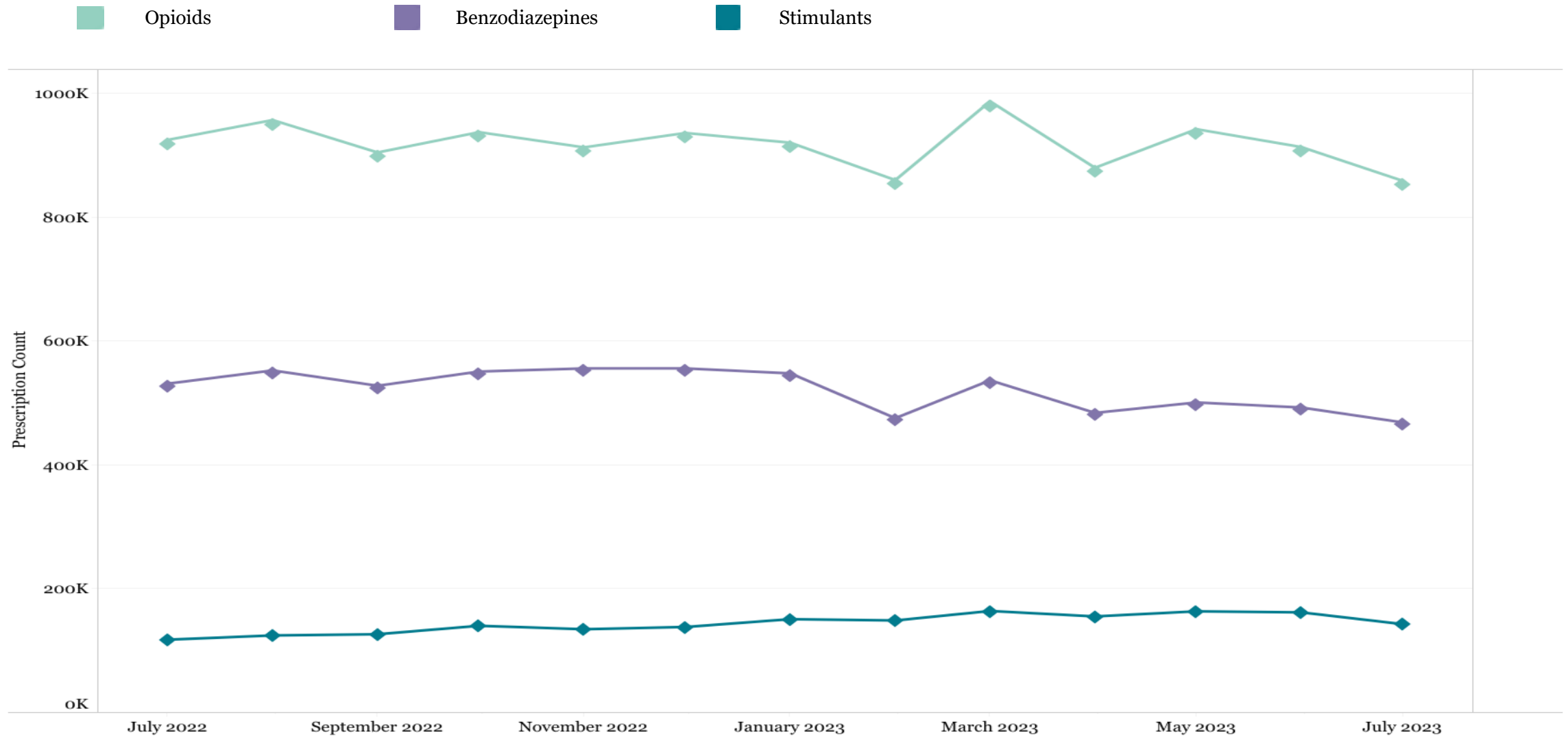
Florida, 2018 - 2022



- The red line represents the number of fentanyl prescriptions.
- The percentages indicated the percent change from the previous year.

Prescriptions by Drug Type & Month

Florida, 2022 - 2023



Indicators by Month

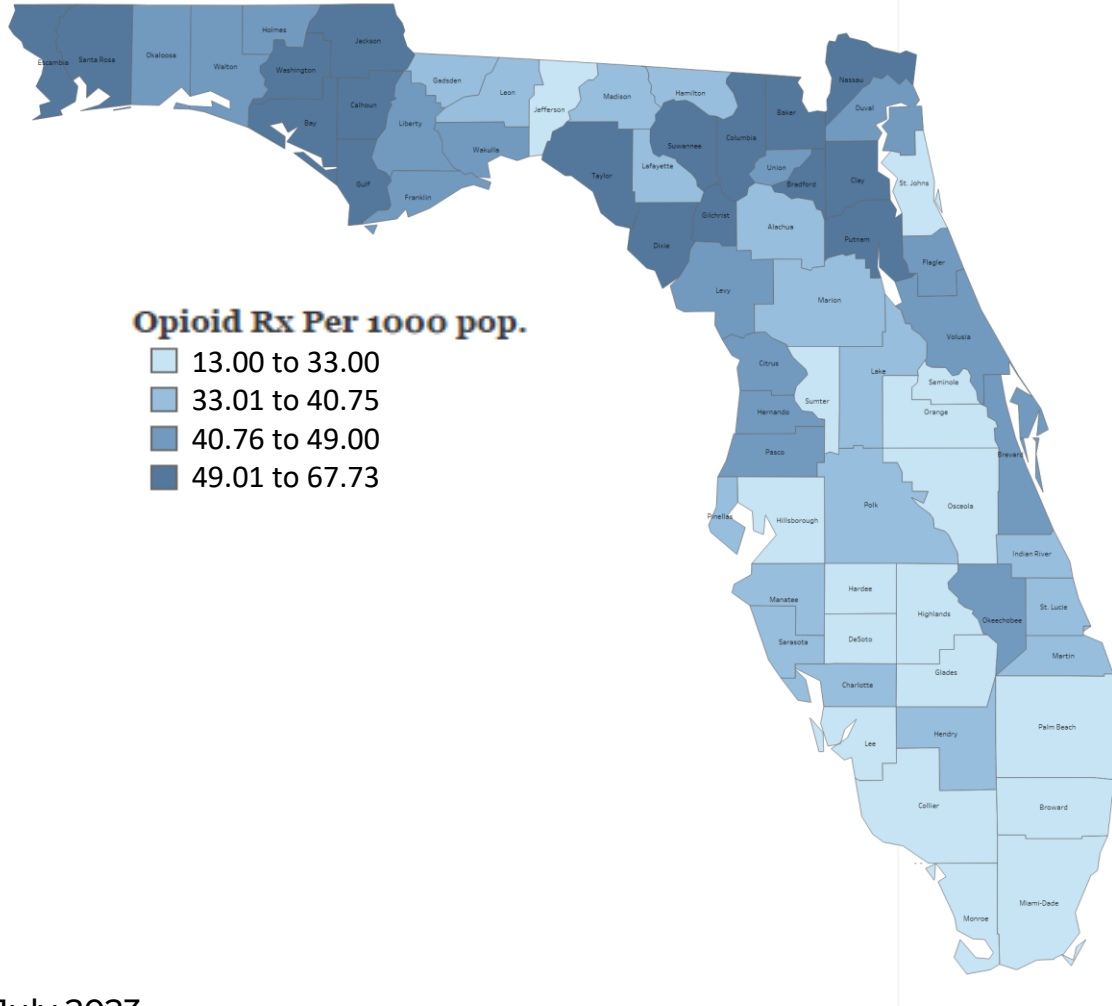
Florida, 2022 - 2023

Indicator Description	Jul 2022	Aug 2022	Sep 2022	Oct 2022	Nov 2022	Dec 2022	Jan 2023	Feb 2023	Mar 2023	Apr 2023	May 2023	Jun 2023	Jul 2023
# Opioid Prescriptions	924,842	956,889	904,509	937,189	912,757	935,974	920,244	859,805	986,940	879,472	941,445	912,375	857,792
# Benzodiazepine Prescriptions	531,216	552,558	527,789	550,717	555,794	555,822	547,654	475,335	536,413	483,806	500,472	492,163	467,852
# Stimulant Prescriptions	117,717	124,582	126,517	140,160	134,625	138,227	150,855	148,705	164,021	155,237	163,344	161,602	142,460
# Opioid Patients	725,946	736,356	705,598	736,183	713,134	725,441	721,266	690,590	758,543	700,024	725,565	707,454	671,832
# Benzodiazepine Patients	482,173	493,257	476,901	499,168	501,961	499,947	495,677	439,418	482,546	444,890	449,421	445,675	425,997
# Stimulant Patients	108,594	113,691	116,279	128,643	123,047	126,044	138,045	137,596	148,059	143,579	147,912	147,821	131,700
# Registered Users	8,509	10,155	11,371	12,775	13,865	14,867	15,996	16,935	18,018	18,834	19,928	21,385	22,969
# Patient Inquiries	3,849,938	4,242,216	3,819,138	3,963,176	3,943,054	3,959,911	4,174,654	3,922,653	4,584,657	4,044,957	4,225,465	4,090,460	4,044,470

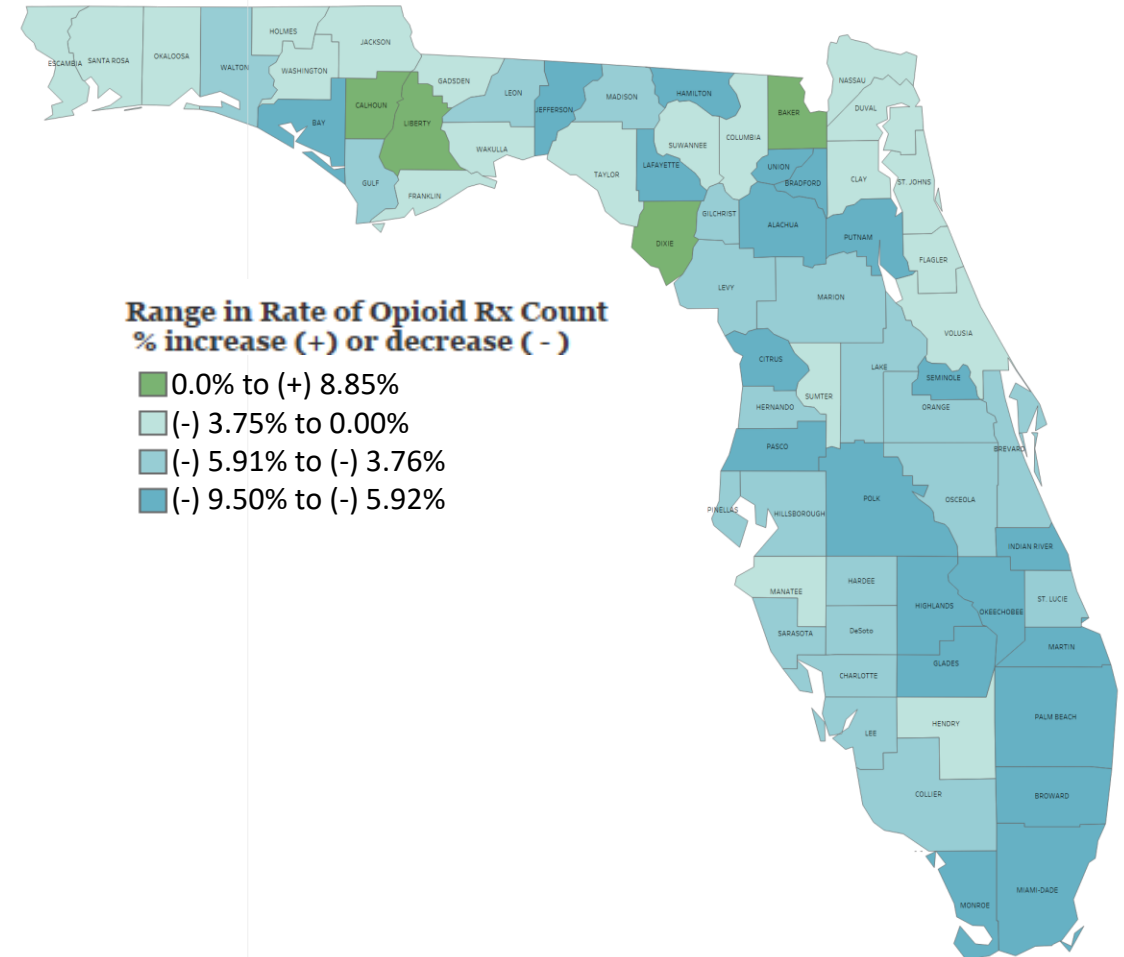
Opioid Prescription Rate & Percent Change by County

Florida, July 2023

**Age-Adjusted Opioid Prescription Rate by County, Florida
July, 2023**

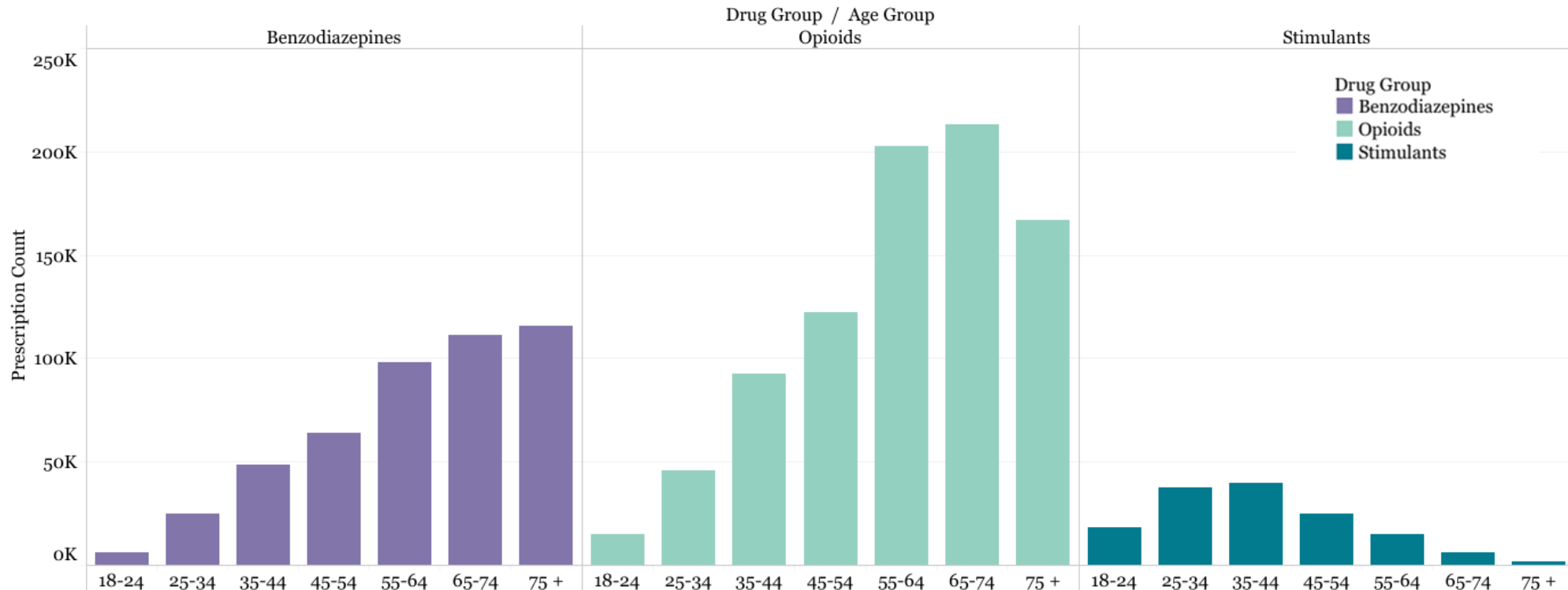
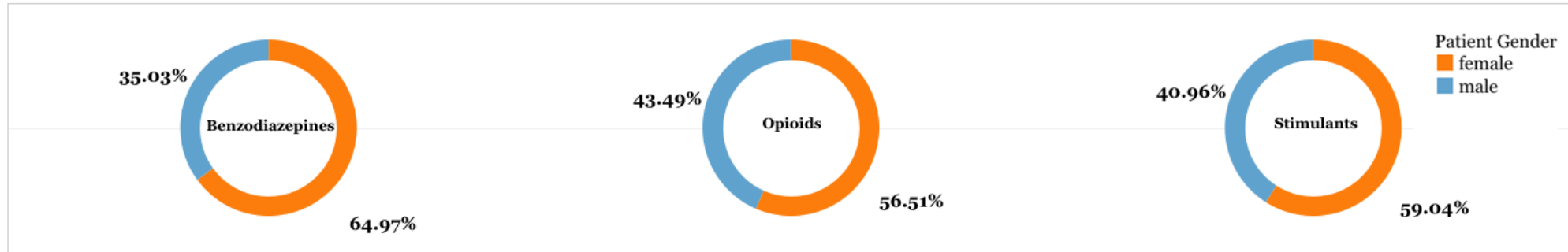


**Percent Change in Opioid Prescription Count by County, Florida
May-Jul 2023 vs May-Jul 2022**



Opioid, Benzodiazepine & Stimulant Prescriptions by Sex and Age

Florida, July 2023



Days' Supply Prescriptions by Month

Florida, 2022 - 2023

Drug group	JUL 2022	AUG 2022	SEP 2022	OCT 2022	NOV 2022	DEC 2022	JAN 2023	FEB 2023	MAR 2023	APR 2023	MAY 2023	JUN 2023	JUL 2023
Zolpidem	36.91	37.17	36.87	37.48	37.44	37.27	37.53	37.39	37.15	37.43	37.48	37.23	37.22
Stimulants	30.81	30.76	30.66	30.66	30.61	30.71	30.45	30.35	30.47	30.56	30.67	30.59	30.67
Anxiolytic/Sedative	30.33	29.93	29.83	29.92	30.00	30.08	30.18	30.16	29.59	30.31	30.14	30.08	30.23
Muscle Relaxant	28.67	27.46	28.10	26.72	28.04	26.87	25.34	26.74	26.48	26.30	25.92	28.37	28.03
Benzodiazepines	28.76	28.59	28.66	28.82	28.87	28.93	28.51	28.32	28.32	28.27	28.16	28.05	28.09
Buprenorphine	20.45	21.12	21.72	21.79	21.73	21.70	21.98	22.14	22.31	22.46	22.42	22.80	22.25
Opioids	19.08	18.72	18.93	18.84	18.93	19.02	18.66	18.72	18.70	18.67	18.69	18.60	18.64

Days' Supply per Rx



Opioids Include:

acetaminophen with codeine phosphate, acetaminophen/caffeine/dihydrocodeine bitartrate, acetaminophen/codeine phosphate, acetaminophen/hydrocodone bitartrate, acetaminophen/hydrocodone bitartrate, acetaminophen/oxycodone HCl, acetaminophen/oxycodone HCl, acetaminophen/tramadol HCl, aspirin/caffeine/dihydrocodeine bitartrate, buprenorphine, buprenorphine HCl, buprenorphine HCl/naloxone HCl, buprenorphine HCl, butalbital/acetaminophen/caffeine/codeine phosphate, butorphanol tartrate, carisoprodol/aspirin/codeine phosphate, codeine phosphate/butalbital/aspirin/caffeine, codeine sulfate, fentanyl, fentanyl citrate, hydrocodone bitartrate, hydrocodone bitartrate/acetaminophen, hydrocodone/ibuprofen, hydromorphone HCl, ibuprofen/oxycodone HCl, levorphanol tartrate, meperidine HCl, methadone HCl, morphine sulfate, morphine sulfate/naltrexone HCl, opium/belladonna alkaloids, oxycodone HCl, oxycodone HCl/acetaminophen, oxycodone HCl/aspirin, oxycodone HCl/oxycodone terephthalate/aspirin, oxycodone HCl, oxycodone myristate, oxymorphone HCl, pentazocine HCl/naloxone HCl, tapentadol HCl, tramadol HCl, tramadol HCl/acetaminophen, tramadol HCl.

Notes:

1. Data extraction dates – 08/11/2023 and 8/14/2023
2. Report includes patients living in Florida and whose age is ≥ 18
3. Controlled substance drug schedule was set to II-V
4. Population data is based on census data from www.census.gov
5. Data from earlier years may have changed due to retrospective registration
6. *The first figure is the same as the visual from prior months' reports, due to issues in data extraction and minimal change in the Rx count between report months.

Benzodiazepines Include:

alprazolam, amitriptyline HCl/chlordiazepoxide, chlordiazepoxide HCl, chlordiazepoxide/clidinium bromide, clobazam, clonazepam, clonazepam, clorazepate dipotassium, diazepam, estazolam, flurazepam HCl, lorazepam, oxazepam, quazepam, temazepam, triazolam.

Stimulants Include:

amphetamine, amphetamine sulfate, dexamethylphenidate HCl, dextroamphetamine sulf-saccharate/amphetamine sulf-aspartate, dextroamphetamine sulfate, lisdexamfetamine dimesylate, methylphenidate, methylphenidate HCl.