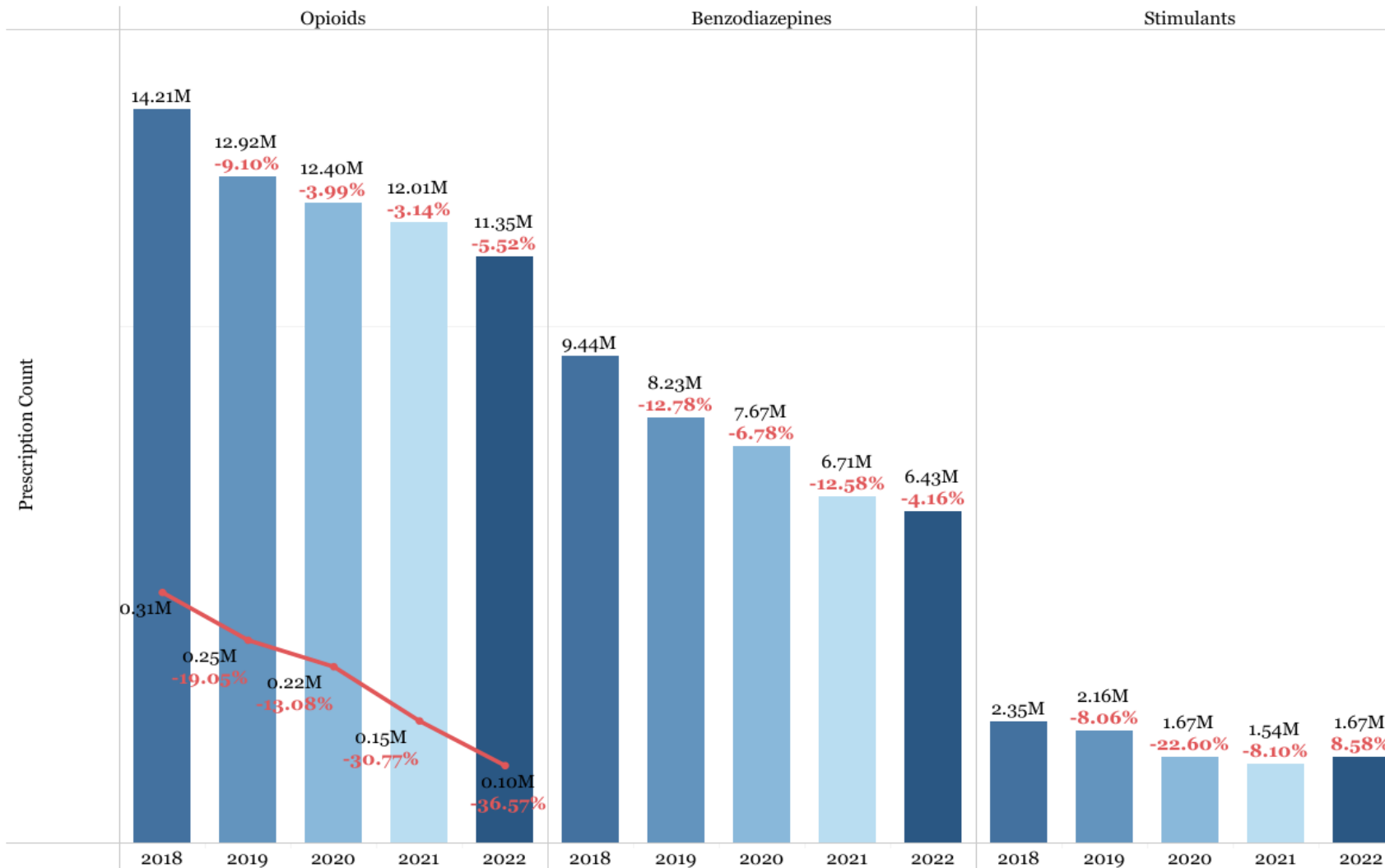


Florida Prescription Drug Monitoring Program (PDMP) Monthly Report

This data were obtained through the Florida Prescription Drug Monitoring Program (PDMP) known as E-FORCSE. PDMPs gather information on controlled substance dispensations and use. For more information, click [here](#).

Prescriptions by Drug Type & Year*

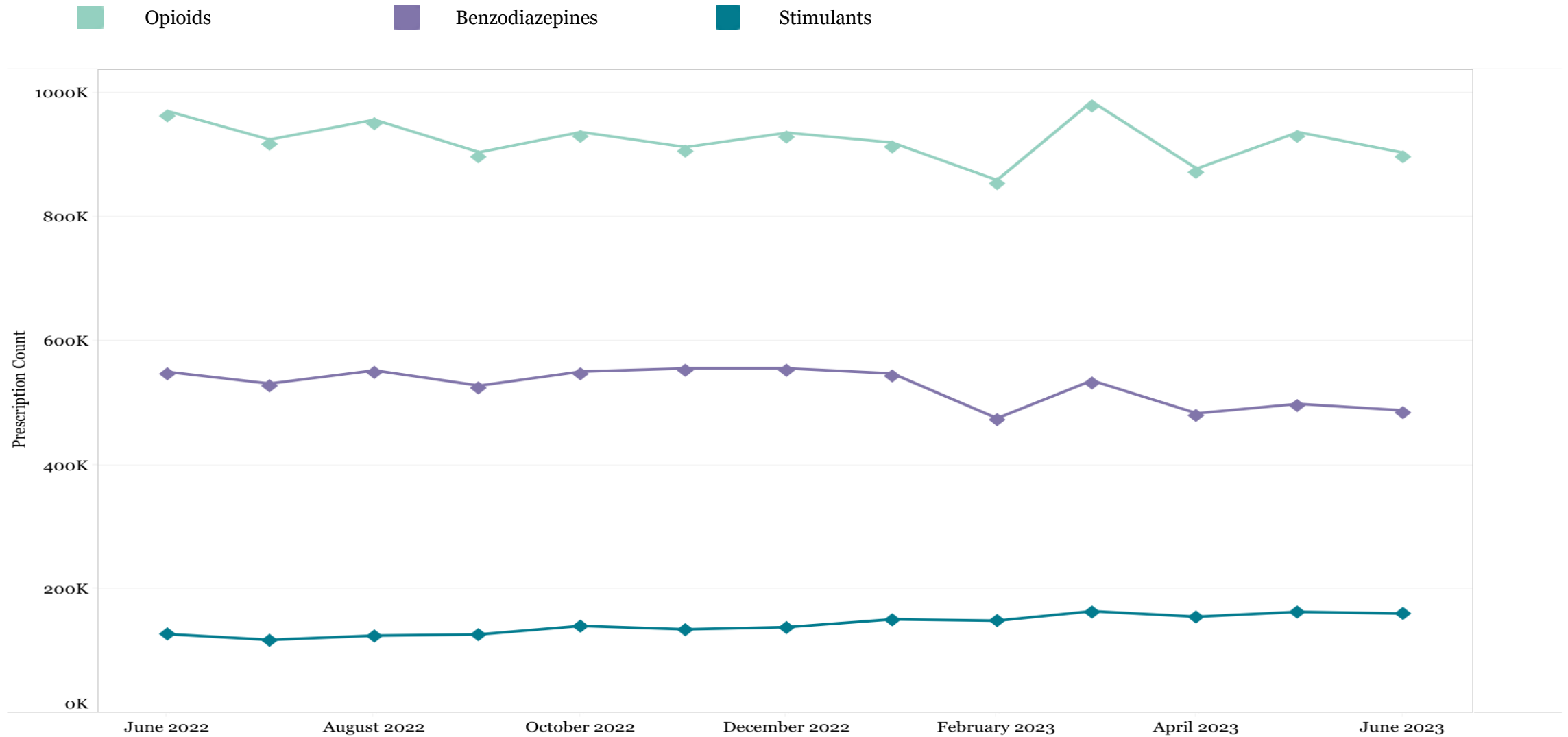
Florida, 2018 - 2022



- The red line represents the number of fentanyl prescriptions.
- The percentages indicated the percent change from the previous year.

Prescriptions by Drug Type & Month

Florida, 2022 - 2023



Indicators by Month

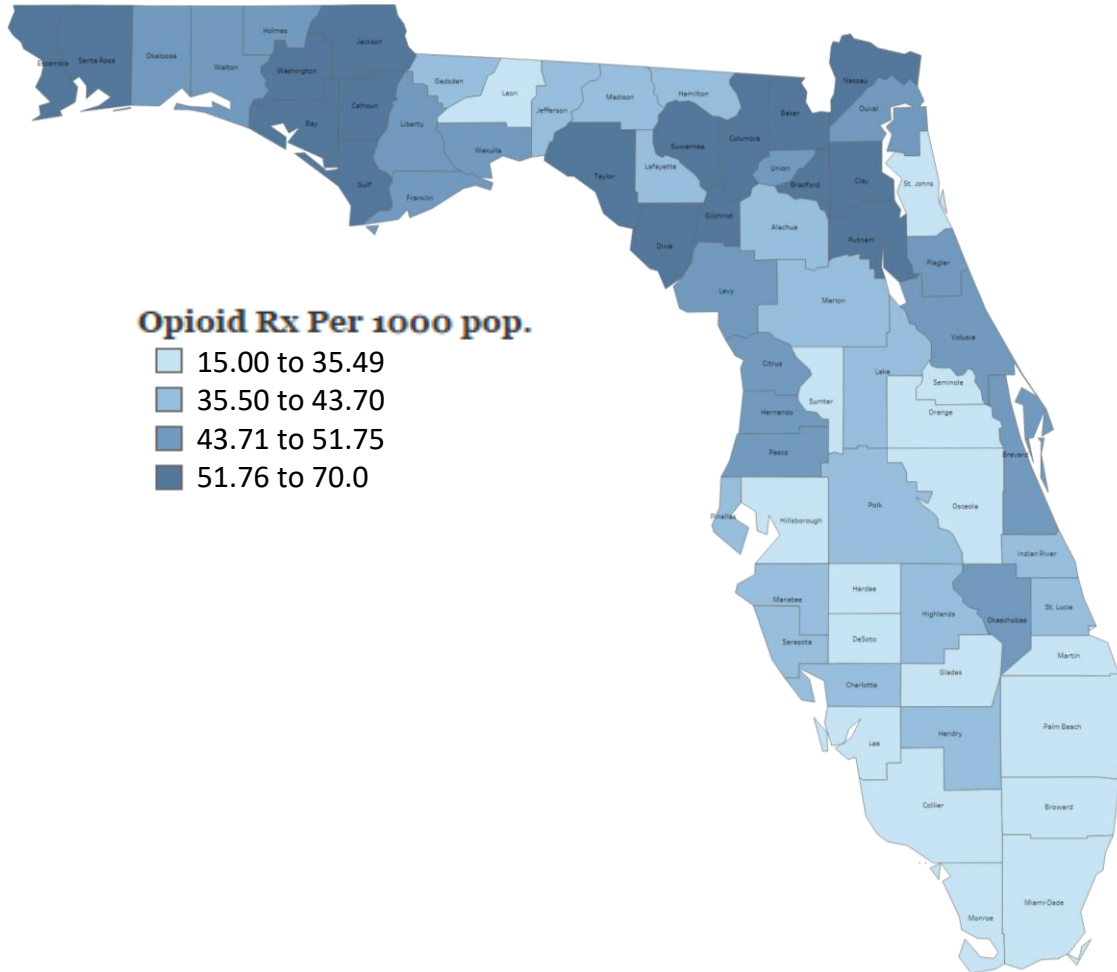
Florida, 2022 - 2023

Indicator Description	Jun 2022	Jul 2022	Aug 2022	Sep 2022	Oct 2022	Nov 2022	Dec 2022	Jan 2023	Feb 2023	Mar 2023	Apr 2023	May 2022	Jun 2023
# Opioid Prescriptions	970,410	924,682	956,717	904,292	936,839	912,552	935,764	919,895	859,373	986,105	877,853	936,663	903,588
# Benzodiazepine Prescriptions	549,879	530,999	552,374	527,671	550,430	555,564	555,608	547,406	475,030	535,984	483,060	498,302	487,747
# Stimulant Prescriptions	126,873	117,641	124,500	126,444	140,075	134,559	138,159	150,750	148,552	163,823	154,994	162,821	160,092
# Opioid Patients	752,530	725,737	736,151	705,331	735,840	712,857	725,161	720,858	690,123	757,792	698,666	721,870	700,896
# Benzodiazepine Patients	496,168	481,943	493,038	476,739	498,883	501,693	499,723	495,425	439,116	482,132	444,167	447,479	441,812
# Stimulant Patients	116,198	108,529	113,617	116,197	128,567	122,975	125,986	137,951	137,446	147,861	143,360	147,409	146,502
# Registered Users	6,901	8,509	10,155	11,371	12,775	13,865	14,867	15,996	16,935	18,018	18,834	19,927	21,384
# Patient Inquiries	4,141,740	3,850,421	4,242,722	3,818,659	3,962,967	3,942,670	3,959,278	4,174,435	3,922,514	4,584,456	4,044,933	4,225,267	4,089,914

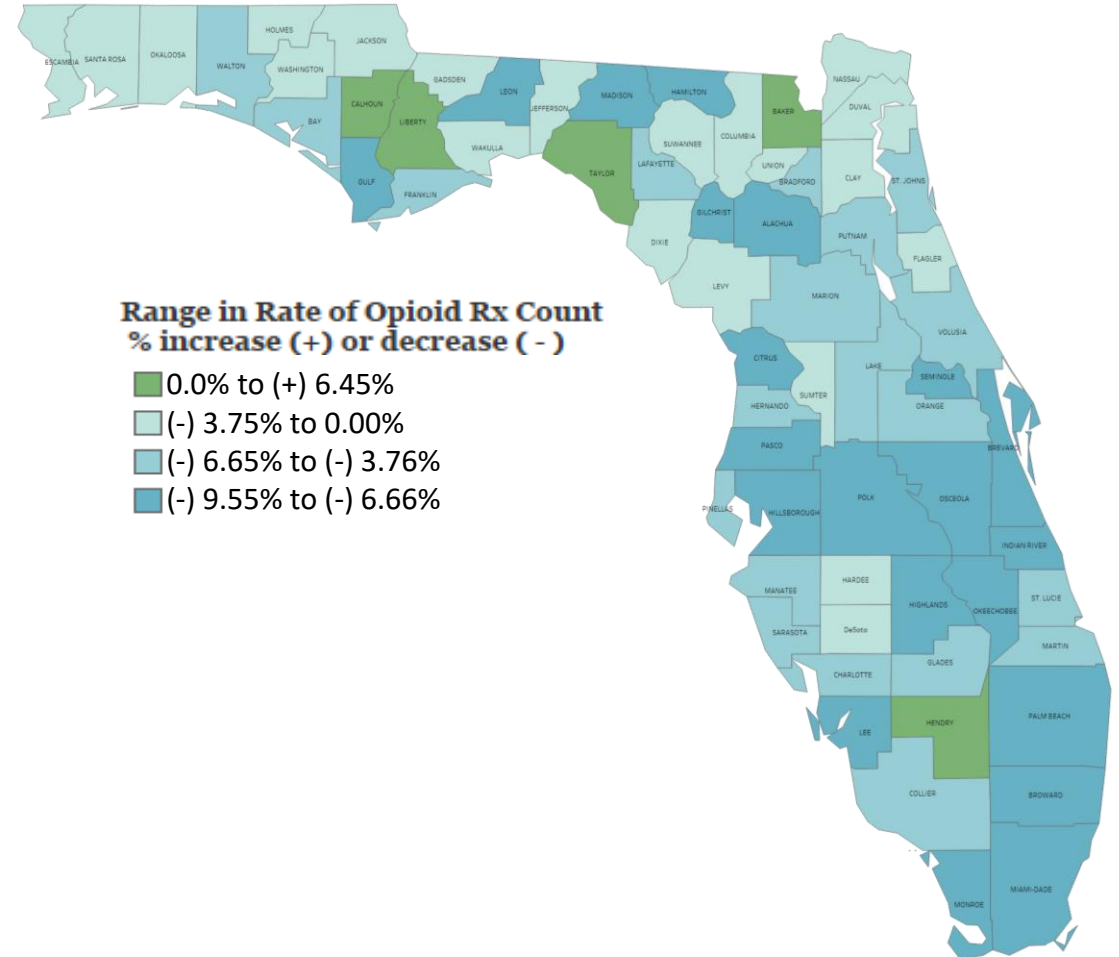
Opioid Prescription Rate & Percent Change by County

Florida, June 2023

**Age-Adjusted Opioid Prescription Rate by County, Florida
June, 2023**

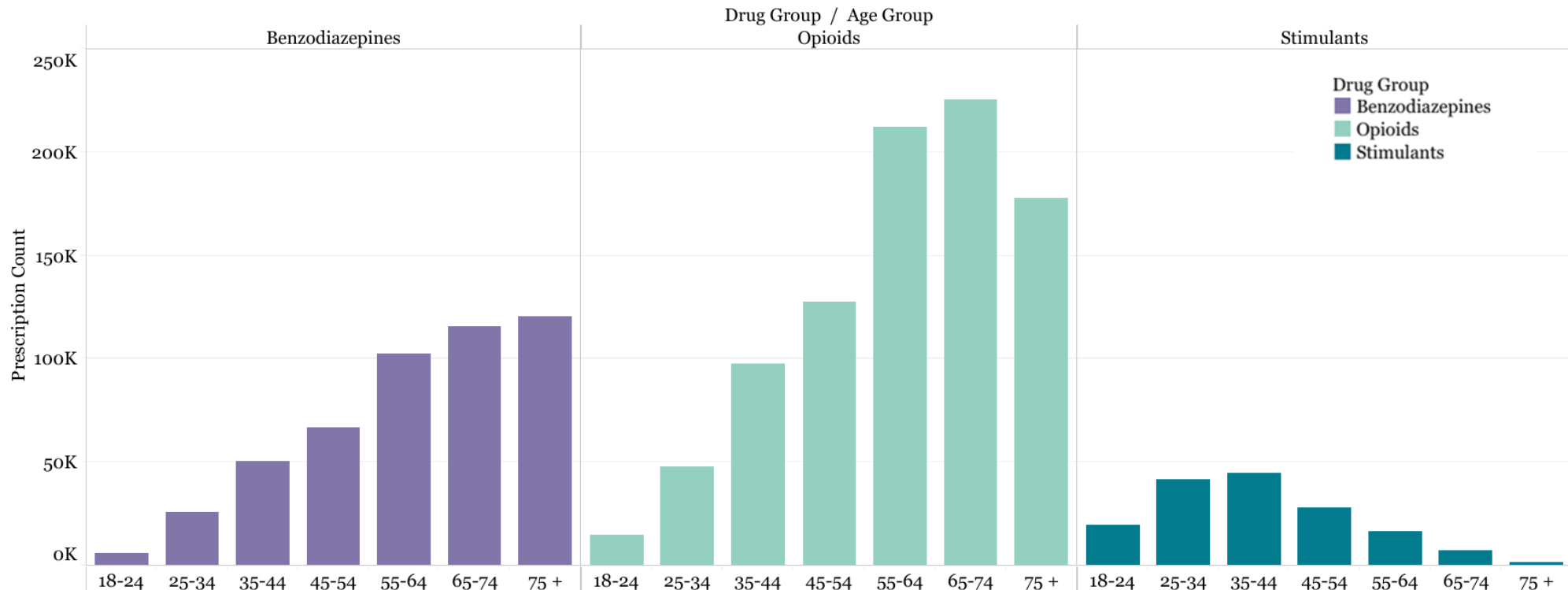
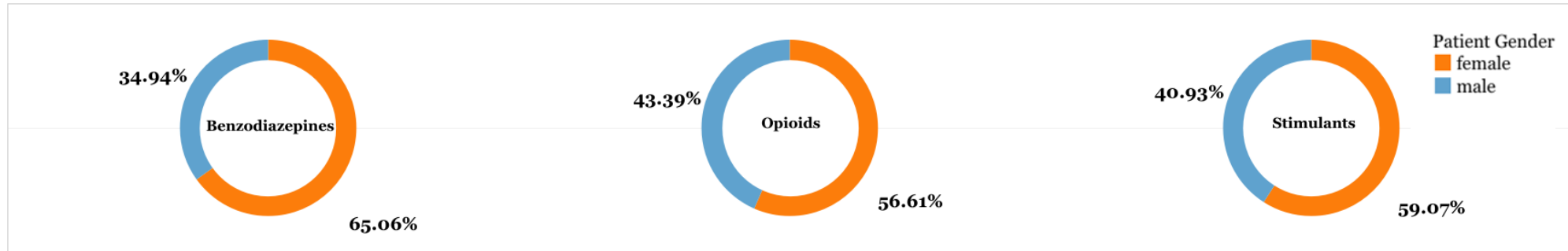


**Percent Change in Opioid Prescription Count by County, Florida
Apr-Jun 2023 vs Apr-Jun 2022**



Opioid, Benzodiazepine & Stimulant Prescriptions by Sex and Age

Florida, June 2023




Days' Supply Prescriptions by Month

Florida, 2022 - 2023

Drug group	JUN 2022	JUL 2022	AUG 2022	SEP 2022	OCT 2022	NOV 2022	DEC 2022	JAN 2023	FEB 2023	MAR 2023	APR 2023	MAY 2023	JUN 2023
Zolpidem	37.06	36.92	37.17	36.87	37.49	37.44	37.27	37.53	37.40	37.15	37.43	37.48	37.25
Stimulants	30.79	30.81	30.76	30.66	30.66	30.61	30.71	30.45	30.35	30.47	30.56	30.68	30.59
Anxiolytic/Sedative	30.37	30.33	29.93	29.83	29.92	29.99	30.08	30.18	30.16	29.59	30.32	30.14	30.07
Muscle Relaxant	28.92	28.67	27.46	28.10	26.72	28.04	26.87	25.34	26.73	26.49	26.28	25.91	28.18
Benzodiazepines	28.78	28.76	28.59	28.66	28.82	28.87	28.93	28.51	28.32	28.31	28.27	28.16	28.05
Buprenorphine	21.11	20.45	21.12	21.72	21.79	21.73	21.69	21.98	22.14	22.25	22.44	22.33	22.69
Opioids	18.99	19.08	18.72	18.94	18.84	18.93	19.02	18.66	18.72	18.69	18.67	18.67	18.56

Days' Supply per Rx



Opioids Include:

acetaminophen with codeine phosphate, acetaminophen/caffeine/dihydrocodeine bitartrate, acetaminophen/codeine phosphate, acetaminophen/hydrocodone bitartrate, acetaminophen/hydrocodone bitartrate, acetaminophen/oxycodone HCl, acetaminophen/oxycodone HCl, acetaminophen/tramadol HCl, aspirin/caffeine/dihydrocodeine bitartrate, buprenorphine, buprenorphine HCl, buprenorphine HCl/naloxone HCl, buprenorphine HCl, butalbital/acetaminophen/caffeine/codeine phosphate, butorphanol tartrate, carisoprodol/aspirin/codeine phosphate, codeine phosphate/butalbital/aspirin/caffeine, codeine sulfate, fentanyl, fentanyl citrate, hydrocodone bitartrate, hydrocodone bitartrate/acetaminophen, hydrocodone/ibuprofen, hydromorphone HCl, ibuprofen/oxycodone HCl, levorphanol tartrate, meperidine HCl, methadone HCl, morphine sulfate, morphine sulfate/naltrexone HCl, opium/belladonna alkaloids, oxycodone HCl, oxycodone HCl/acetaminophen, oxycodone HCl/aspirin, oxycodone HCl/oxycodone terephthalate/aspirin, oxycodone HCl, oxycodone myristate, oxymorphone HCl, pentazocine HCl/naloxone HCl, tapentadol HCl, tramadol HCl, tramadol HCl/acetaminophen, tramadol HCl.

Notes:

1. Data extraction dates – 07/11/2023 (7/17/2023 for Maps)
2. Report includes patients living in Florida and whose age is ≥ 18
3. Controlled substance drug schedule was set to II-V
4. Population data is based on census data from www.census.gov
5. Data from earlier years may have changed due to retrospective registration
6. *The first figure is the same as the visual from prior months' reports, due to issues in data extraction and minimal change in the Rx count between report months.

Benzodiazepines Include:

alprazolam, amitriptyline HCl/chlordiazepoxide, chlordiazepoxide HCl, chlordiazepoxide/clidinium bromide, clobazam, clonazepam, clonazepam, clorazepate dipotassium, diazepam, estazolam, flurazepam HCl, lorazepam, oxazepam, quazepam, temazepam, triazolam.

Stimulants Include:

amphetamine, amphetamine sulfate, dexamethylphenidate HCl, dextroamphetamine sulf-saccharate/amphetamine sulf-aspartate, dextroamphetamine sulfate, lisdexamfetamine dimesylate, methylphenidate, methylphenidate HCl.