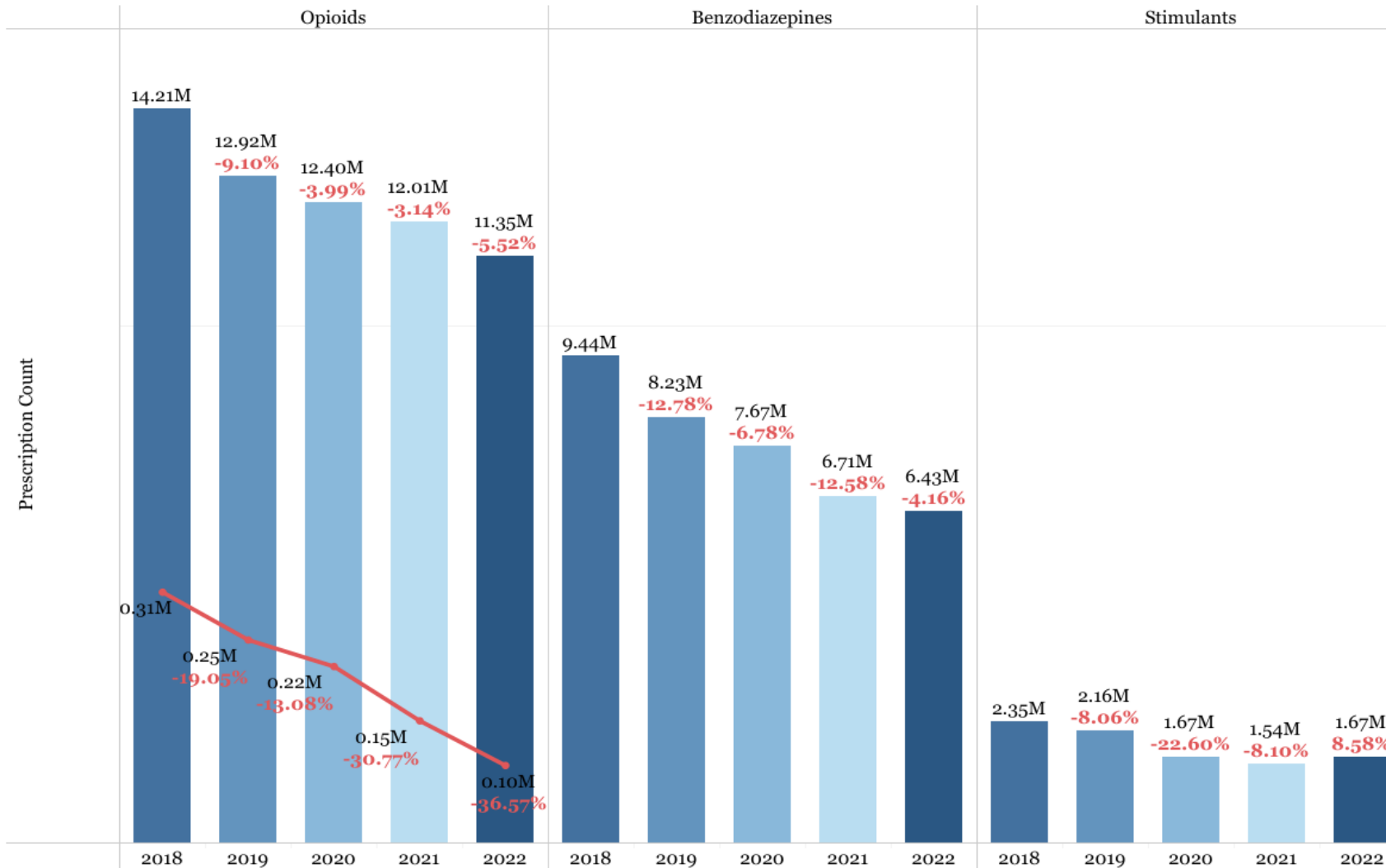


Florida Prescription Drug Monitoring Program (PDMP) Monthly Report

This data were obtained through the Florida Prescription Drug Monitoring Program (PDMP) known as E-FORCSE. PDMPs gather information on controlled substance dispensations and use. For more information, click [here](#).

Prescriptions by Drug Type & Year

Florida, 2018 - 2022

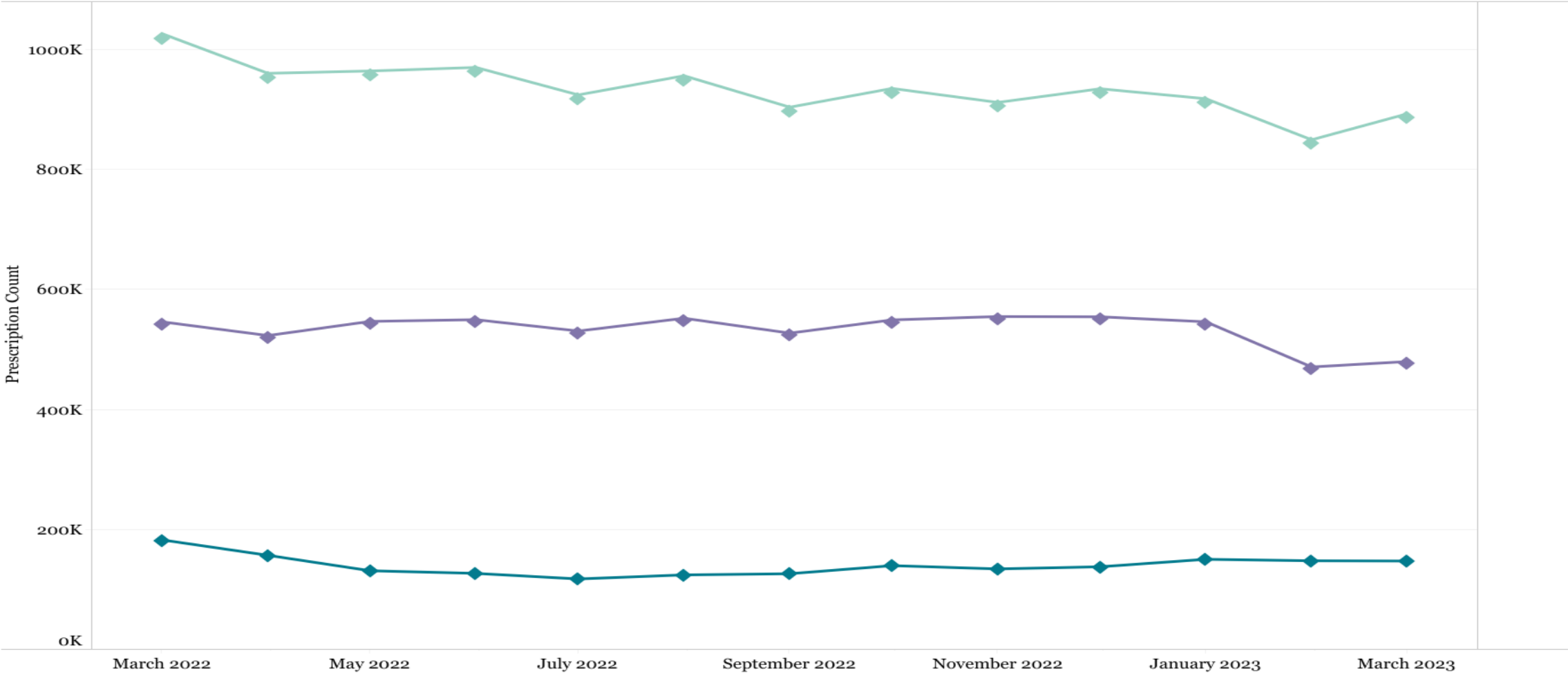


- The red line represents the number of fentanyl prescriptions.
- The percentages indicated the percent change from the previous year.

Prescriptions by Drug Type & Month

Florida, 2022 - 2023

Opioids Benzodiazepines Stimulants



Indicators by Month

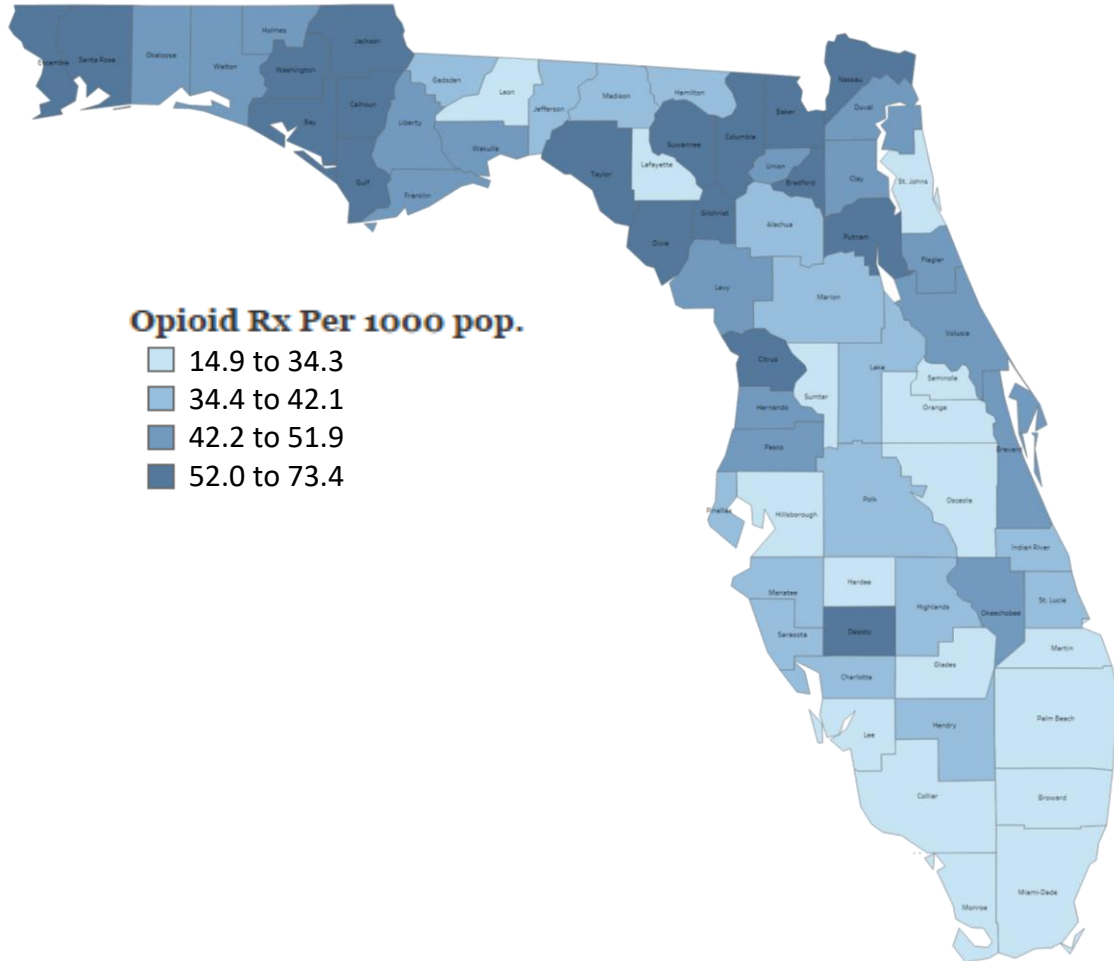
Florida, 2022 - 2023

Indicator Description	Mar 2022	Apr 2022	May 2022	Jun 2022	Jul 2022	Aug 2022	Sep 2022	Oct 2022	Nov 2022	Dec 2022	Jan 2023	Feb 2023	Mar 2023
# Opioid Prescriptions	1,026,074	960,095	963,949	969,878	924,114	956,020	903,622	934,886	911,584	934,356	917,724	849,296	892,604
# Benzodiazepine Prescriptions	545,894	523,051	546,623	549,504	530,581	551,901	527,095	549,143	554,707	554,283	545,918	470,678	479,733
# Stimulant Prescriptions	182,459	156,790	131,089	126,658	117,409	124,149	126,136	139,563	134,146	137,711	150,156	147,649	147,282
# Opioid Patients	785,432	754,919	750,934	752,190	725,381	735,734	705,033	734,735	712,281	724,315	719,659	686,217	706,227
# Benzodiazepine Patients	487,445	477,236	494,064	495,838	481,580	492,616	476,274	497,784	500,975	498,603	494,181	436,304	439,205
# Stimulant Patients	164,468	144,404	120,663	115,987	108,323	113,310	115,919	128,098	122,619	125,596	137,425	136,659	135,056
# Registered Users	785,432	754,919	750,934	752,190	725,381	735,734	705,033	734,735	712,281	724,315	719,659	686,217	706,227
# Patient Inquiries	4,414,975	3,999,743	4,035,327	4,137,396	3,845,761	4,238,006	3,813,972	3,957,607	3,938,366	3,954,880	4,169,385	3,917,880	4,579,117

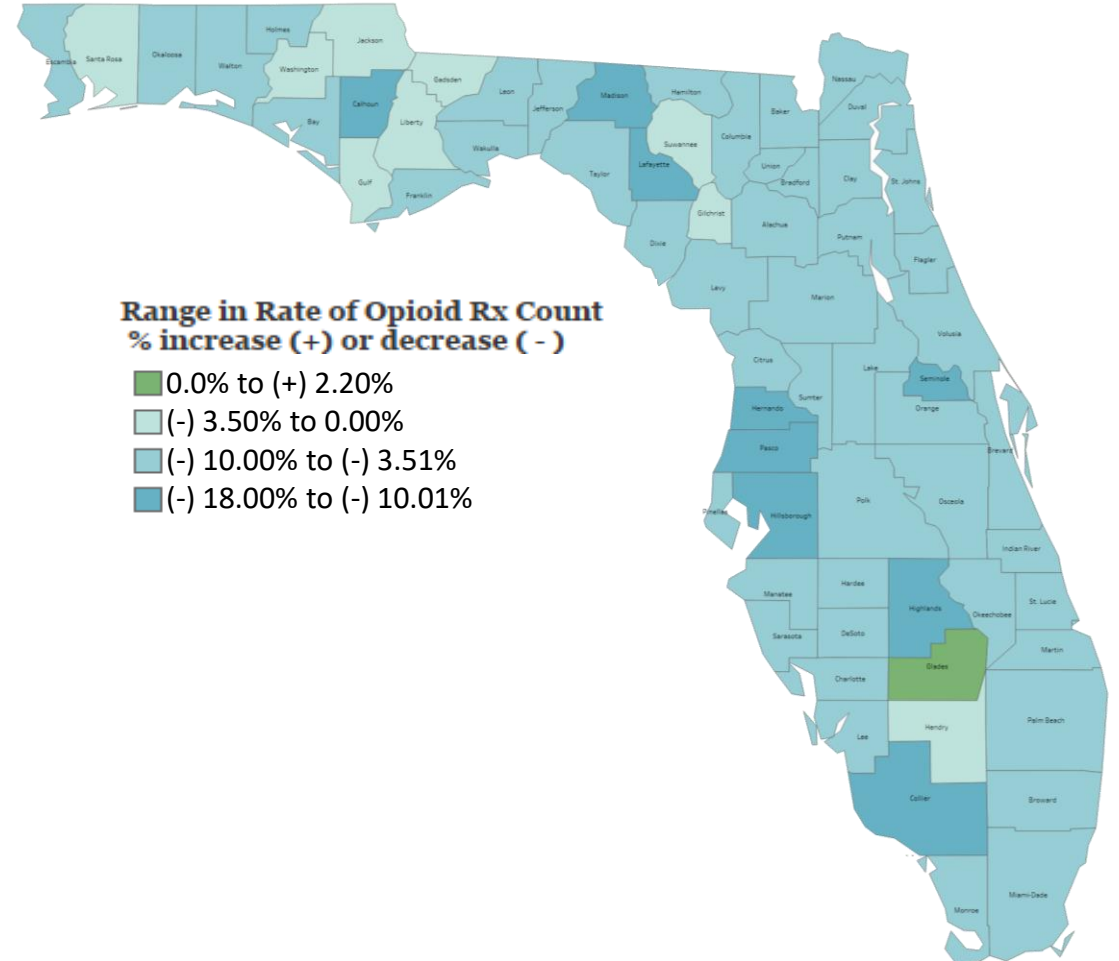
Opioid Prescription Rate & Percent Change by County

Florida, March 2023

Age-Adjusted Opioid Prescription Rate by County, Florida
March, 2023

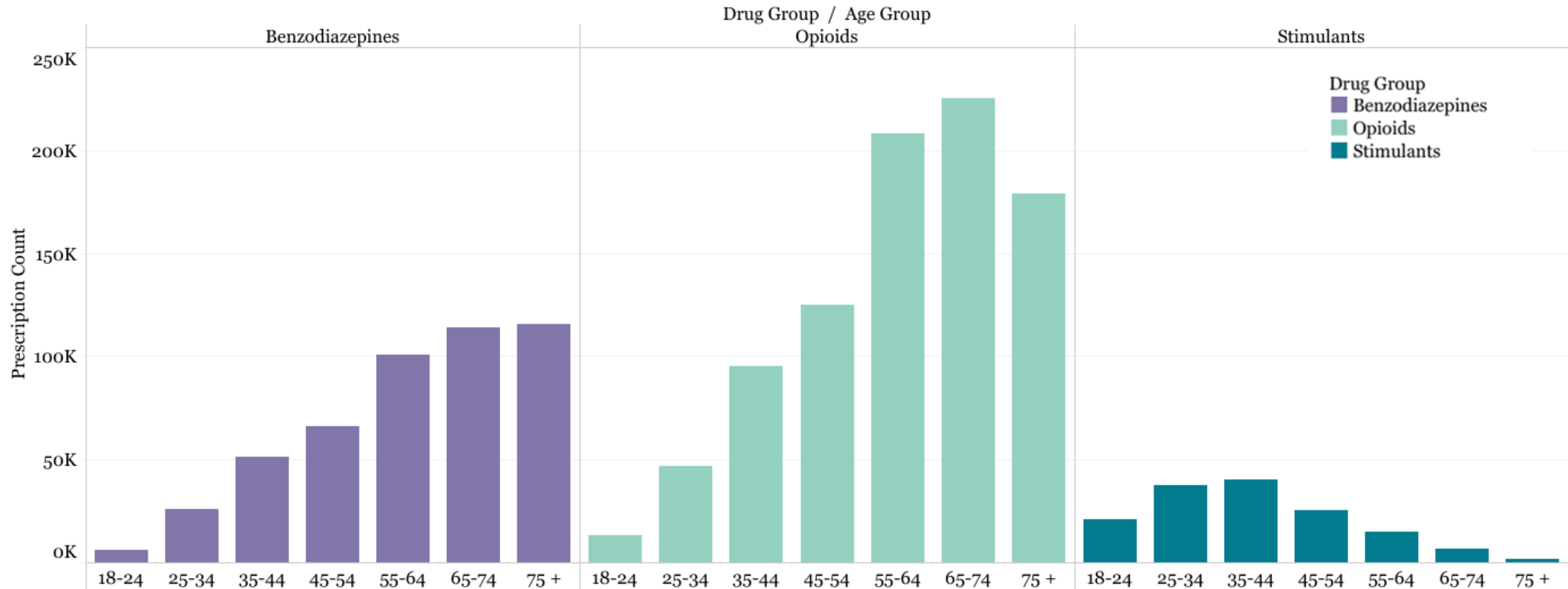
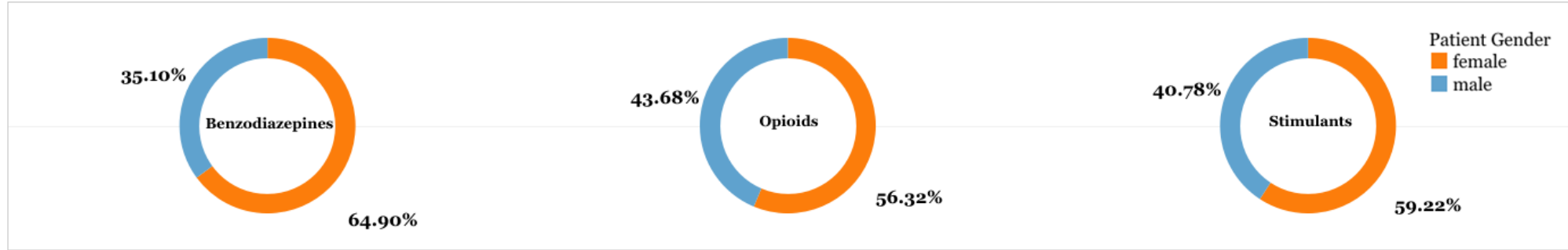


Percent Change in Opioid Prescription Count by County, Florida
Jan-Mar 2023 vs Jan-Mar 2022



Opioid, Benzodiazepine & Stimulant Prescriptions by Sex and Age

Florida, March 2023




Days' Supply Prescriptions by Month

Florida, 2022 - 2023

Drug group	MAR 2022	APR 2022	MAY 2022	JUN 2022	JUL 2022	AUG 2022	SEP 2022	OCT 2022	NOV 2022	DEC 2022	JAN 2023	FEB 2023	MAR 2023
Zolpidem	36.71	36.79	36.97	37.06	36.92	37.18	36.87	37.48	37.45	37.28	37.53	37.42	37.28
Stimulants	30.76	30.70	30.75	30.79	30.81	30.77	30.66	30.66	30.61	30.71	30.45	30.35	30.48
Anxiolytic/Sedative	29.90	30.10	30.18	30.37	30.32	29.93	29.82	29.91	29.99	30.07	30.17	30.18	29.57
Muscle Relaxant	29.14	29.48	28.56	28.92	28.67	27.50	28.12	26.72	28.03	26.87	25.39	27.02	27.29
Benzodiazepines	28.79	28.89	28.85	28.78	28.76	28.59	28.66	28.82	28.87	28.93	28.51	28.39	28.49
Buprenorphine	20.70	20.64	20.95	21.09	20.46	21.11	21.71	21.77	21.71	21.71	22.00	22.13	22.07
Opioids	18.96	18.93	18.97	18.99	19.09	18.72	18.94	18.84	18.93	19.02	18.66	18.80	18.88

Days' Supply per Rx



Opioids Include:

acetaminophen with codeine phosphate, acetaminophen/caffeine/dihydrocodeine bitartrate, acetaminophen/codeine phosphate, acetaminophen/hydrocodone bitartrate, acetaminophen/hydrocodone bitartrate, acetaminophen/oxycodone HCl, acetaminophen/oxycodone HCl, acetaminophen/tramadol HCl, aspirin/caffeine/dihydrocodeine bitartrate, buprenorphine, buprenorphine HCl, buprenorphine HCl/naloxone HCl, buprenorphine HCl, butalbital/acetaminophen/caffeine/codeine phosphate, butorphanol tartrate, carisoprodol/aspirin/codeine phosphate, codeine phosphate/butalbital/aspirin/caffeine, codeine sulfate, fentanyl, fentanyl citrate, hydrocodone bitartrate, hydrocodone bitartrate/acetaminophen, hydrocodone/ibuprofen, hydromorphone HCl, ibuprofen/oxycodone HCl, levorphanol tartrate, meperidine HCl, methadone HCl, morphine sulfate, morphine sulfate/naltrexone HCl, opium/belladonna alkaloids, oxycodone HCl, oxycodone HCl/acetaminophen, oxycodone HCl/aspirin, oxycodone HCl/oxycodone terephthalate/aspirin, oxycodone HCl, oxycodone myristate, oxymorphone HCl, pentazocine HCl/naloxone HCl, tapentadol HCl, tramadol HCl, tramadol HCl/acetaminophen, tramadol HCl.

Notes:

1. Data extraction date – 04/10/2023
2. Report includes patients living in Florida and whose age is ≥ 18
3. Controlled substance drug schedule was set to II-V
4. Population data is based on census data from www.census.gov
5. Data from earlier years may have changed due to retrospective registration

Benzodiazepines Include:

alprazolam, amitriptyline HCl/chlordiazepoxide, chlordiazepoxide HCl, chlordiazepoxide/clidinium bromide, clobazam, clonazepam, clonazepam, clorazepate dipotassium, diazepam, estazolam, flurazepam HCl, lorazepam, oxazepam, quazepam, temazepam, triazolam.

Stimulants Include:

amphetamine, amphetamine sulfate, dexamethylphenidate HCl, dextroamphetamine sulf-saccharate/amphetamine sulf-aspartate, dextroamphetamine sulfate, lisdexamfetamine dimesylate, methylphenidate, methylphenidate HCl.