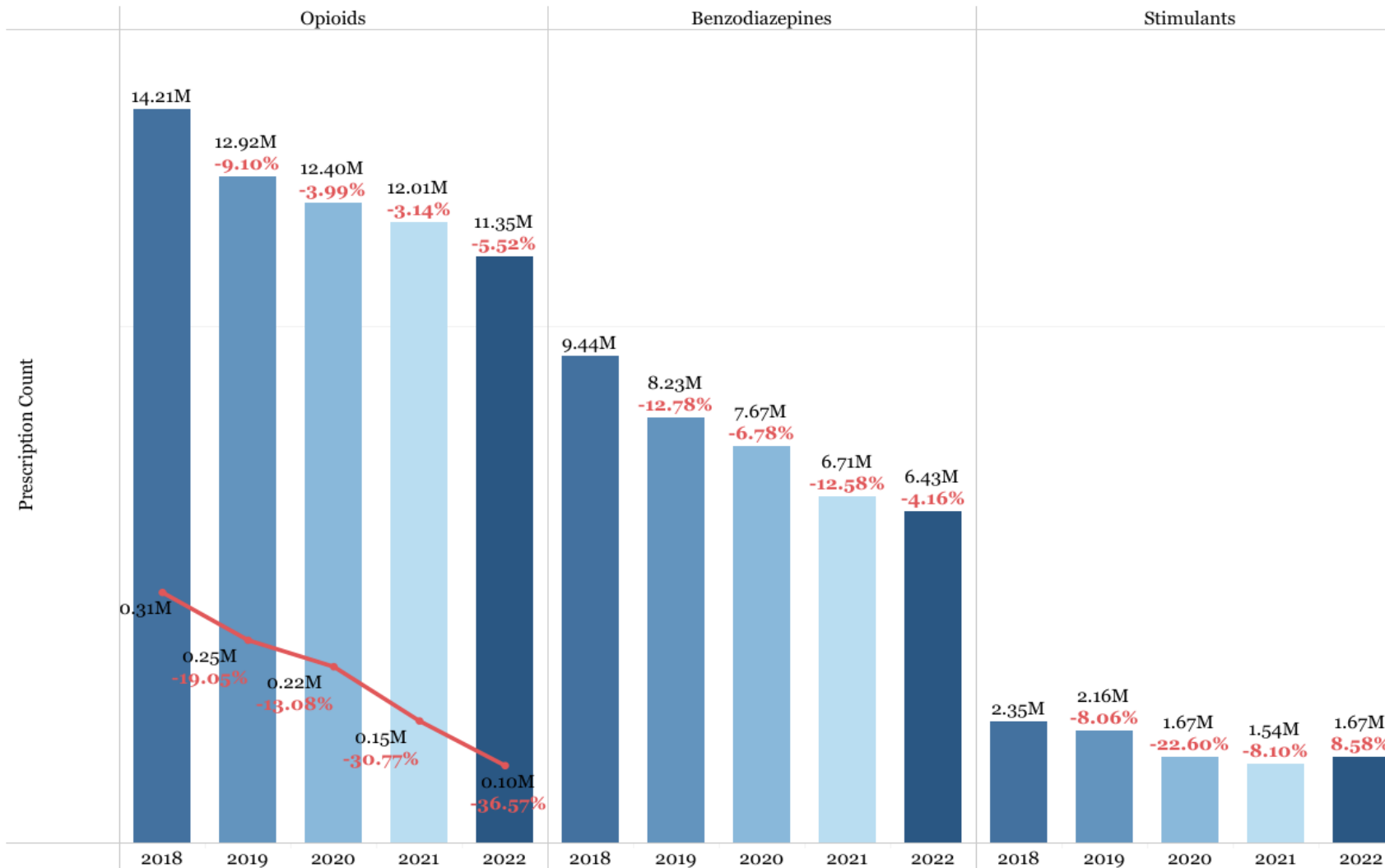


Florida Prescription Drug Monitoring Program (PDMP) Monthly Report

This data were obtained through the Florida Prescription Drug Monitoring Program (PDMP) known as E-FORCSE. PDMPs gather information on controlled substance dispensations and use. For more information, click [here](#).

Prescriptions by Drug Type & Year*

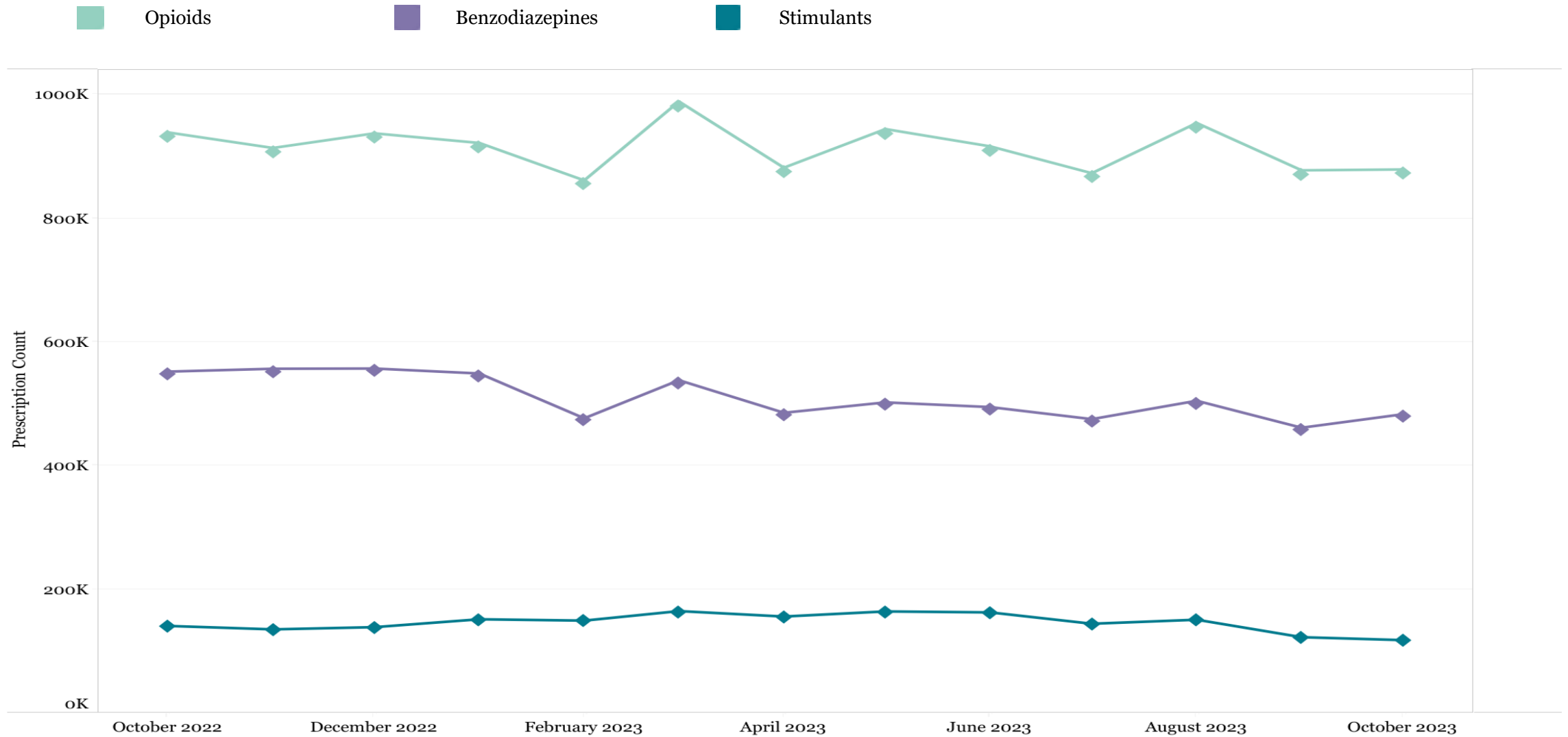
Florida, 2018 - 2022



- The red line represents the number of fentanyl prescriptions.
- The percentages indicated the percent change from the previous year.

Prescriptions by Drug Type & Month

Florida, 2022 - 2023



Indicators by Month

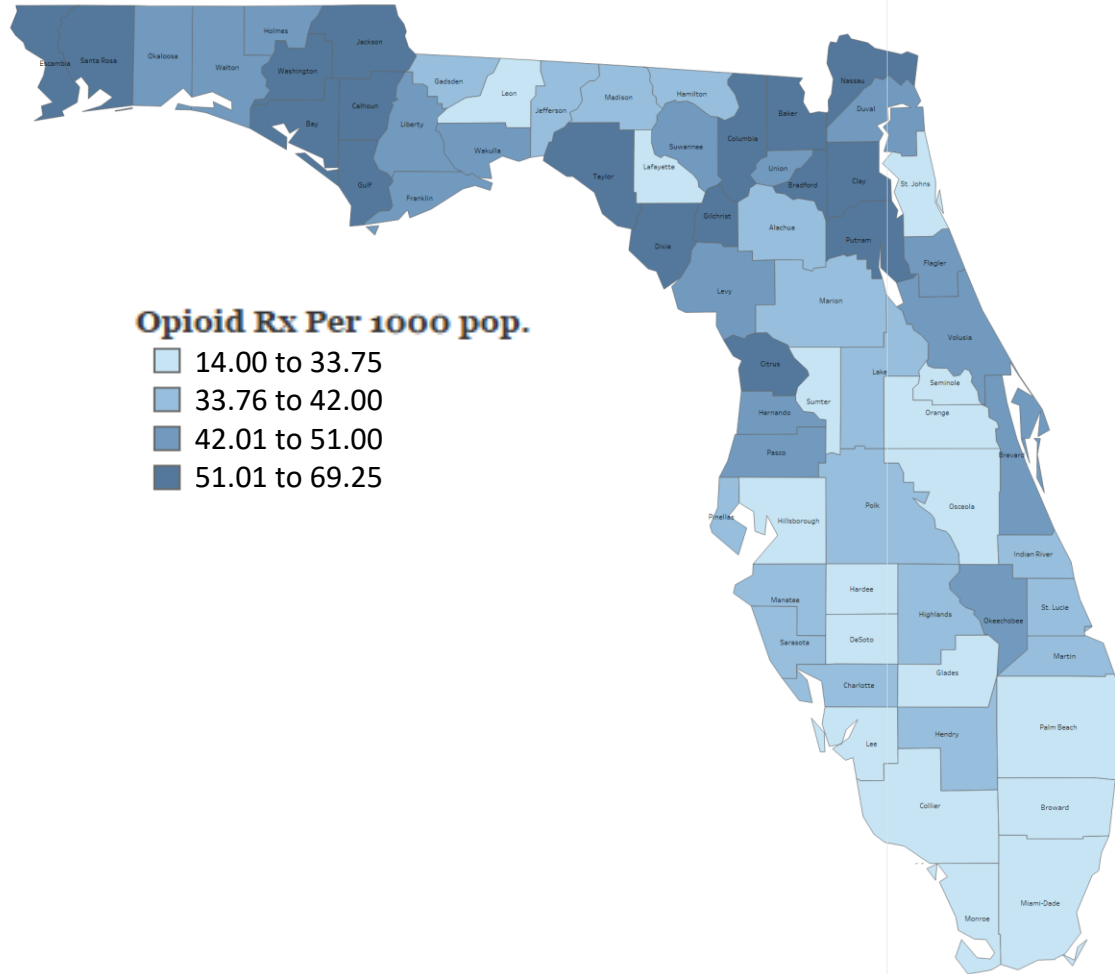
Florida, 2022 - 2023

Indicator Description	Oct 2022	Nov 2022	Dec 2022	Jan 2023	Feb 2023	Mar 2023	Apr 2023	May 2023	Jun 2023	Jul 2023	Aug 2023	Sep 2023	Oct 2023
# Opioid Prescriptions	938,875	913,715	937,399	921,829	861,229	988,855	881,799	944,292	916,301	872,884	954,128	877,549	878,947
# Benzodiazepine Prescriptions	551,887	556,547	556,923	548,859	476,392	537,966	485,301	502,126	494,498	475,033	504,727	461,105	483,005
# Stimulant Prescriptions	140,456	134,892	138,472	151,229	149,062	164,464	155,669	163,920	162,350	144,003	150,511	122,242	117,504
# Opioid Patients	737,257	713,862	726,369	722,409	691,677	759,915	701,477	727,265	710,136	681,320	731,468	690,294	681,968
# Benzodiazepine Patients	500,091	502,552	500,772	496,626	440,316	483,794	446,120	450,641	447,459	431,488	452,997	421,820	436,730
# Stimulant Patients	128,914	123,310	126,268	138,398	137,937	148,450	143,989	148,414	148,481	133,076	136,259	112,360	107,678
# Registered Users	12,774	13,863	14,865	15,993	16,932	18,016	18,832	19,927	21,385	22,969	24,477	25,678	27,024
# Patient Inquiries	3,963,045	3,943,727	3,961,818	4,176,073	3,924,344	4,585,902	4,046,209	4,226,603	4,091,236	4,045,216	4,367,340	3,973,753	4,421,827

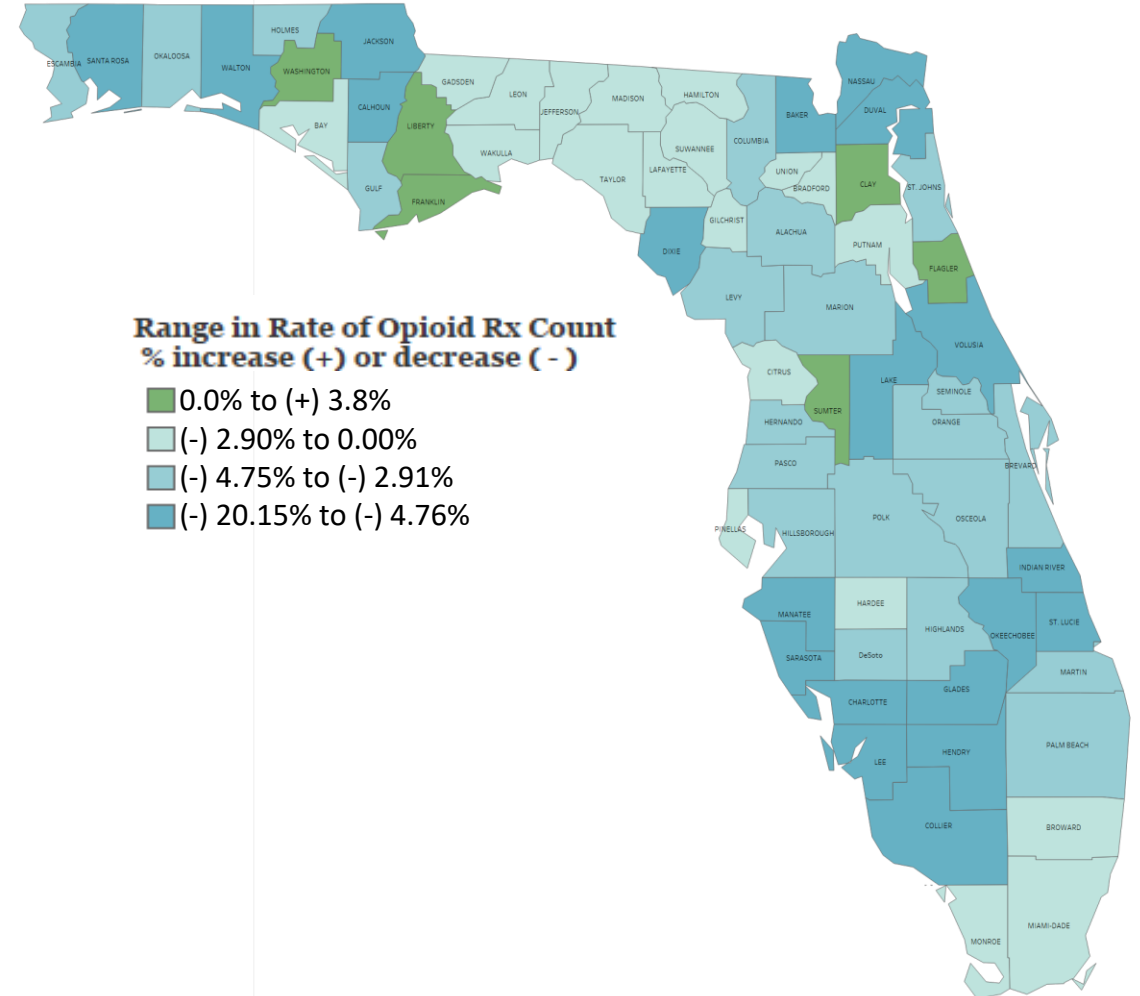
Opioid Prescription Rate & Percent Change by County

Florida, October 2023

Age-Adjusted Opioid Prescription Rate by County, Florida
October, 2023

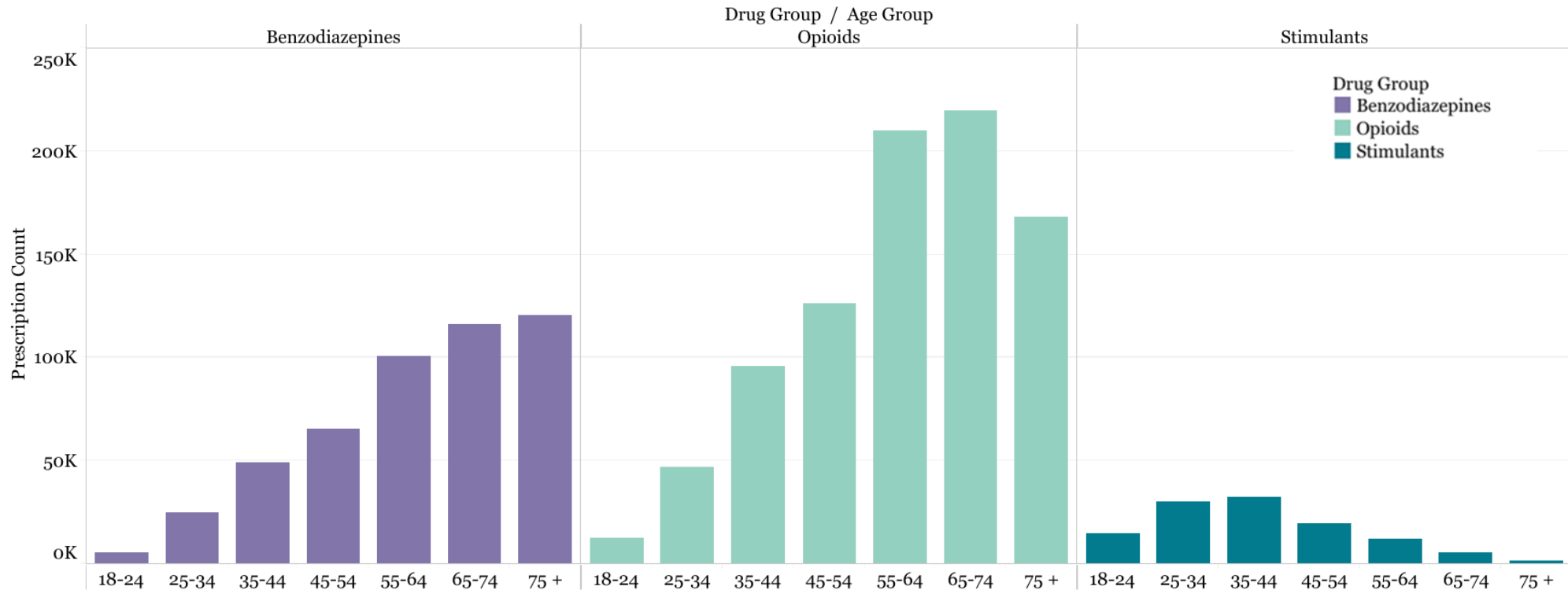
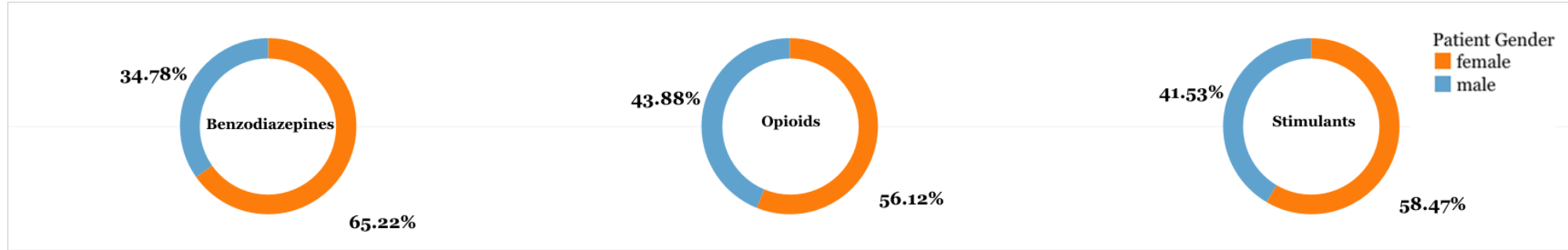


Percent Change in Opioid Prescription Count by County, Florida
Aug-Oct 2023 vs Aug-Oct 2022



Opioid, Benzodiazepine & Stimulant Prescriptions by Sex and Age

Florida, October 2023




Days' Supply Prescriptions by Month

Florida, 2022 - 2023

Drug group	OCT 2022	NOV 2022	DEC 2022	JAN 2023	FEB 2023	MAR 2023	APR 2023	MAY 2023	JUN 2023	JUL 2023	AUG 2023	SEP 2023	OCT 2023
Zolpidem	37.48	37.44	37.27	37.52	37.38	37.14	37.41	37.47	37.20	37.19	37.20	37.14	37.37
Stimulants	30.66	30.61	30.70	30.44	30.34	30.46	30.56	30.67	30.58	30.65	30.68	30.50	30.59
Anxiolytic/Sedative	29.91	29.99	30.08	30.17	30.16	29.57	30.30	30.13	30.07	30.21	29.91	29.90	29.91
Muscle Relaxant	26.68	28.04	26.81	25.35	26.76	26.48	26.27	25.93	28.32	28.08	30.31	32.12	28.30
Benzodiazepines	28.81	28.87	28.92	28.50	28.32	28.31	28.26	28.16	28.05	28.06	28.03	28.01	27.94
Buprenorphine	21.78	21.71	21.70	21.98	22.12	22.32	22.42	22.30	22.72	22.34	22.64	22.52	22.73
Opioids	18.83	18.92	19.02	18.65	18.71	18.69	18.66	18.69	18.60	18.63	18.57	18.65	18.46

Days' Supply per Rx



Opioids Include:

acetaminophen with codeine phosphate, acetaminophen/caffeine/dihydrocodeine bitartrate, acetaminophen/codeine phosphate, acetaminophen/hydrocodone bitartrate, acetaminophen/hydrocodone bitartrate, acetaminophen/oxycodone HCl, acetaminophen/oxycodone HCl, acetaminophen/tramadol HCl, aspirin/caffeine/dihydrocodeine bitartrate, buprenorphine, buprenorphine HCl, buprenorphine HCl/naloxone HCl, buprenorphine HCl, butalbital/acetaminophen/caffeine/codeine phosphate, butorphanol tartrate, carisoprodol/aspirin/codeine phosphate, codeine phosphate/butalbital/aspirin/caffeine, codeine sulfate, fentanyl, fentanyl citrate, hydrocodone bitartrate, hydrocodone bitartrate/acetaminophen, hydrocodone/ibuprofen, hydromorphone HCl, ibuprofen/oxycodone HCl, levorphanol tartrate, meperidine HCl, methadone HCl, morphine sulfate, morphine sulfate/naltrexone HCl, opium/belladonna alkaloids, oxycodone HCl, oxycodone HCl/acetaminophen, oxycodone HCl/aspirin, oxycodone HCl/oxycodone terephthalate/aspirin, oxycodone HCl, oxycodone myristate, oxymorphone HCl, pentazocine HCl/naloxone HCl, tapentadol HCl, tramadol HCl, tramadol HCl/acetaminophen, tramadol HCl.

Notes

1. Data extraction dates – 11/13/2023 & 11/17/23
2. Report includes patients living in Florida and whose age is ≥ 18
3. Controlled substance drug schedule was set to II-V
4. Population data is based on census data from www.census.gov
5. Data from earlier years may have changed due to retrospective registration
6. *The first figure is the same as the visual from prior months' reports, due to issues in data extraction and minimal change in the Rx count between report months.

Benzodiazepines Include:

alprazolam, amitriptyline HCl/chlordiazepoxide, chlordiazepoxide HCl, chlordiazepoxide/clidinium bromide, clobazam, clonazepam, clonazepam, clorazepate dipotassium, diazepam, estazolam, flurazepam HCl, lorazepam, oxazepam, quazepam, temazepam, triazolam.

Stimulants Include:

amphetamine, amphetamine sulfate, dexamethylphenidate HCl, dextroamphetamine sulf-saccharate/amphetamine sulf-aspartate, dextroamphetamine sulfate, lisdexamfetamine dimesylate, methylphenidate, methylphenidate HCl.