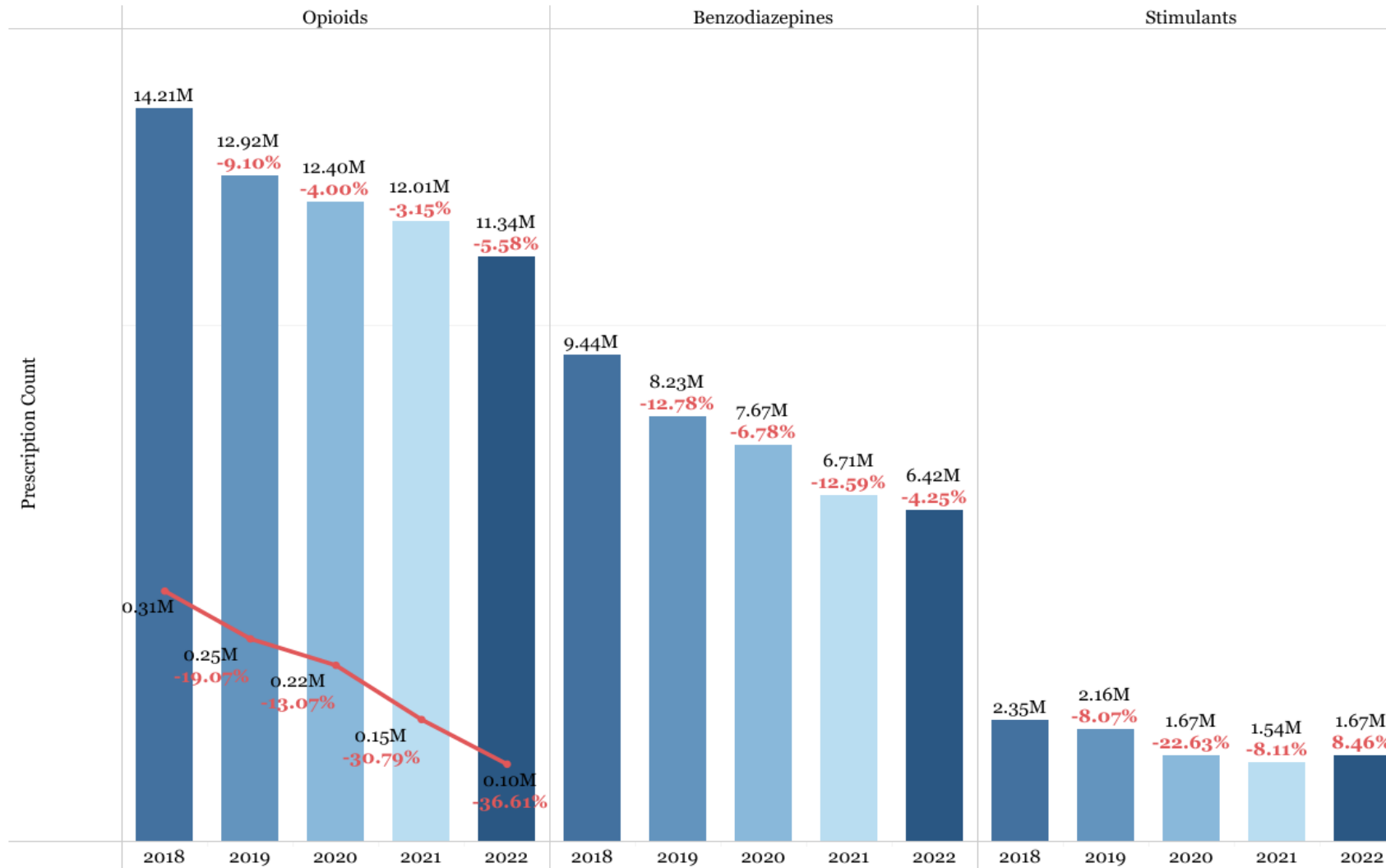


Florida Prescription Drug Monitoring Program (PDMP) Monthly Report

This data were obtained through the Florida Prescription Drug Monitoring Program (PDMP) known as E-FORCSE. PDMPs gather information on controlled substance dispensations and use. For more information, click [here](#).

Prescriptions by Drug Type & Year, Florida, 2018 - 2022

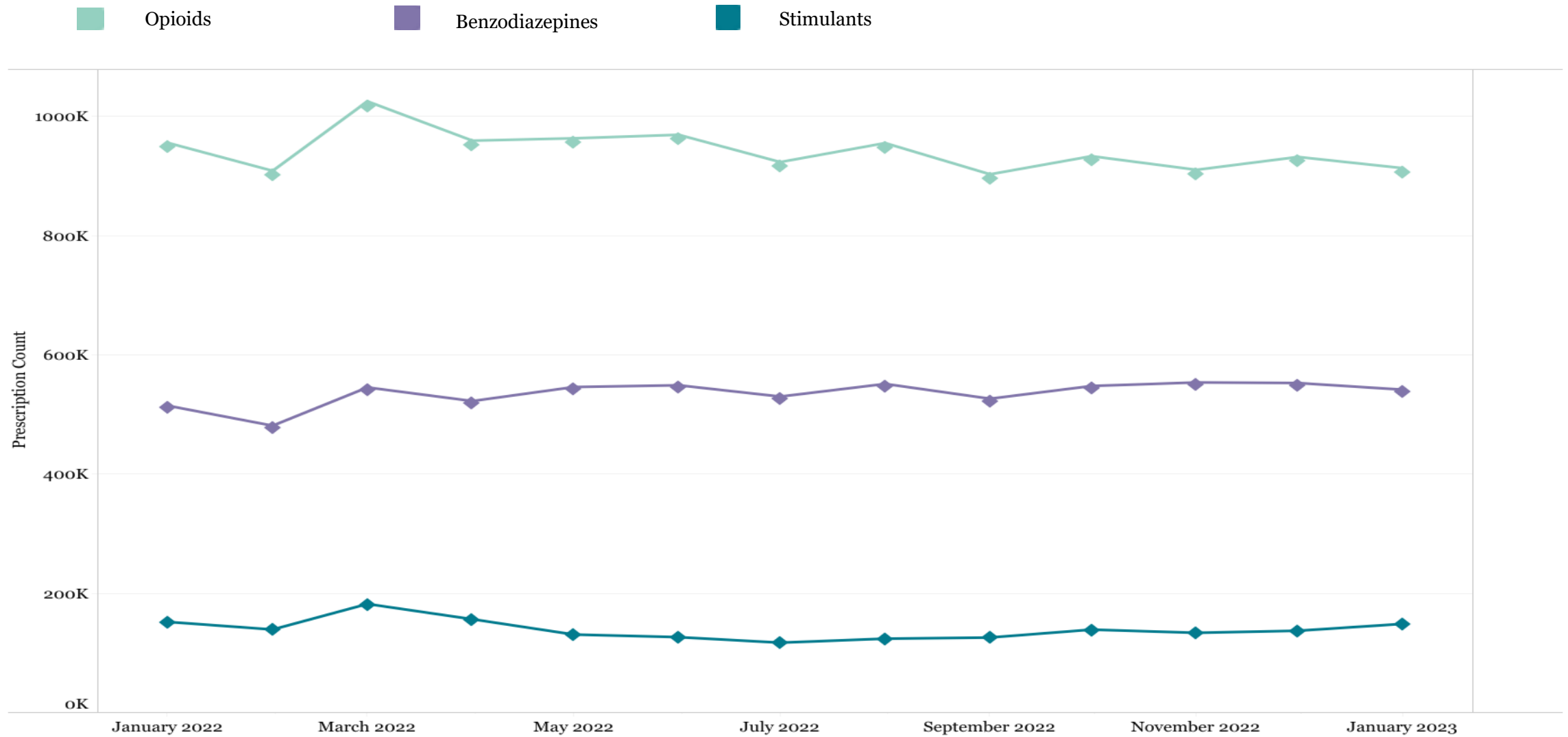
Florida, 2018 - 2022



- The red line represents the number of fentanyl prescriptions.
- The percentages indicated the percent change from the previous year.

Prescriptions by Drug Type & Month

Florida, 2022 - 2023



Indicators by Month

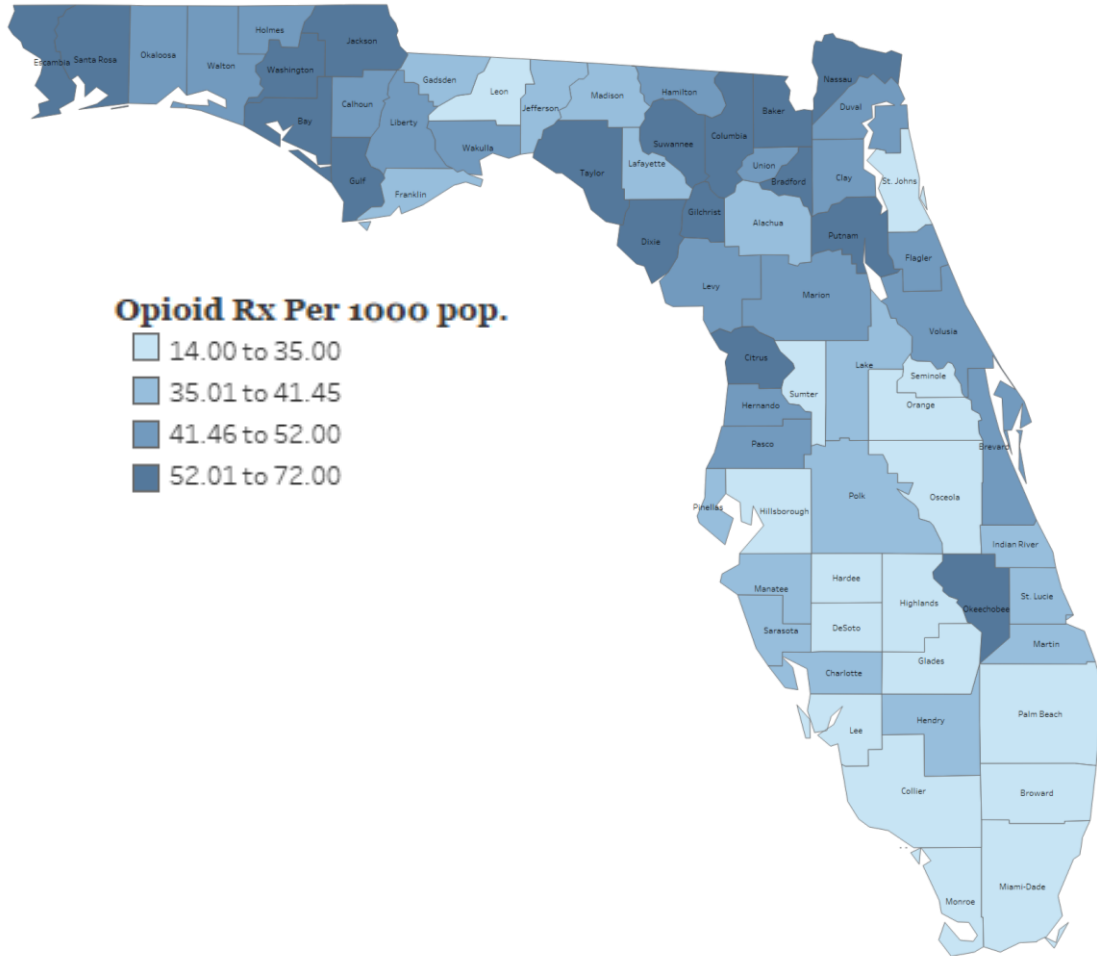
Florida, 2022 - 2023

Indicator Description	Jan 2022	Feb 2022	Mar 2022	Apr 2022	May 2022	Jun 2022	Jul 2022	Aug 2022	Sep 2022	Oct 2022	Nov 2022	Dec 2022	Jan 2023
# Opioid Prescriptions	955,969	908,948	1,025,533	959,603	963,525	969,406	923,664	955,555	903,135	933,550	910,661	932,276	913,461
# Benzodiazepine Prescriptions	514,889	481,334	545,552	522,696	546,204	549,148	530,232	551,468	526,608	547,982	553,892	552,934	541,789
# Stimulant Prescriptions	152,120	139,373	182,250	156,630	130,942	126,527	117,282	123,971	125,924	139,156	133,850	137,292	148,808
# Opioid Patients	745,950	724,920	785,038	754,673	750,650	751,959	725,078	735,628	704,606	733,922	711,583	722,949	716,740
# Benzodiazepine Patients	465,334	441,106	487,124	476,936	493,681	495,505	481,255	492,279	475,809	496,769	500,240	497,402	490,851
# Stimulant Patients	139,734	128,844	164,265	144,263	120,533	115,881	108,208	113,149	115,727	127,729	122,366	125,204	136,291
# Registered Users	1,159	2,219	3,380	4,404	5,419	6,894	8,499	10,146	11,362	12,766	13,856	14,857	15,986
# Patient Inquiries	3,945,210	3,780,427	4,414,960	3,999,297	4,035,129	4,137,432	3,845,806	4,238,054	3,813,969	3,957,615	3,938,393	3,954,912	4,169,385

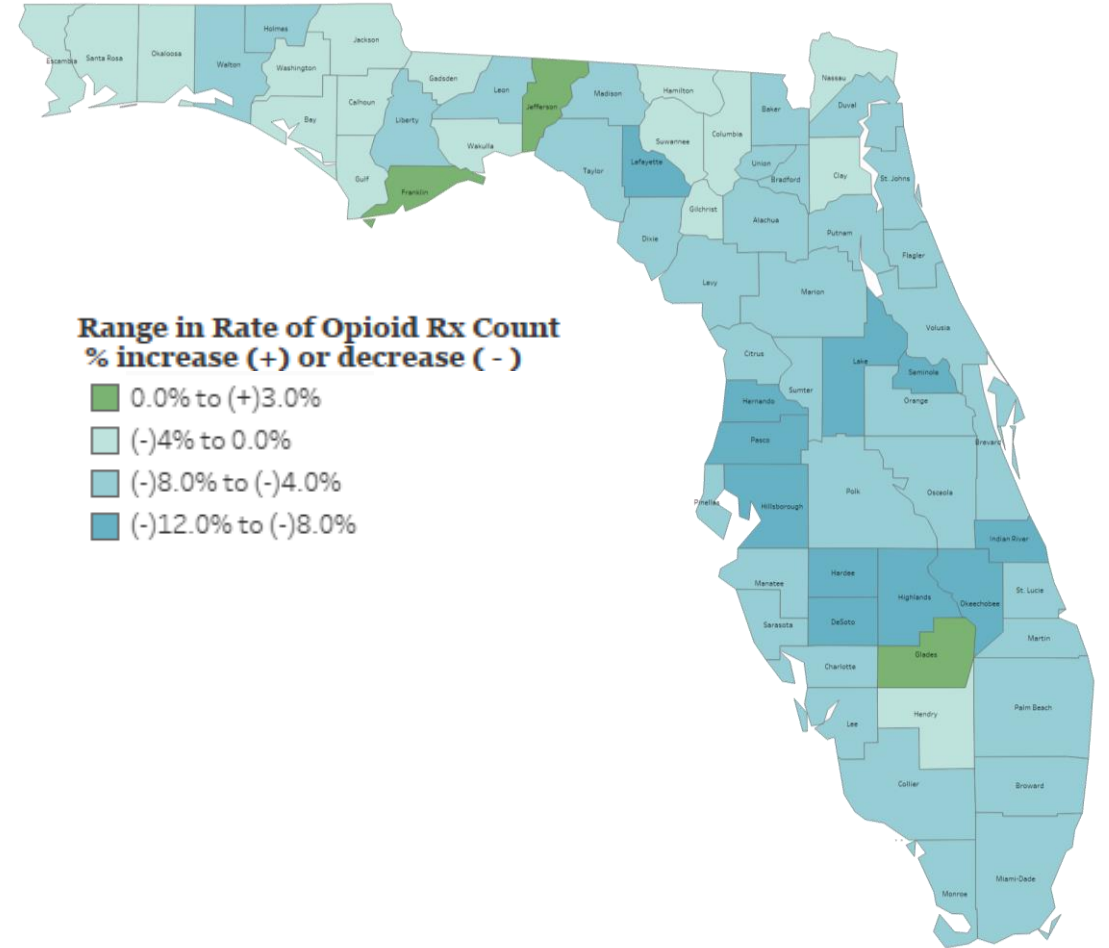
Opioid Prescription Rate & Percent Change by County

Florida, January 2023

**Age-Adjusted Opioid Prescription Rate by County, Florida
January, 2023**

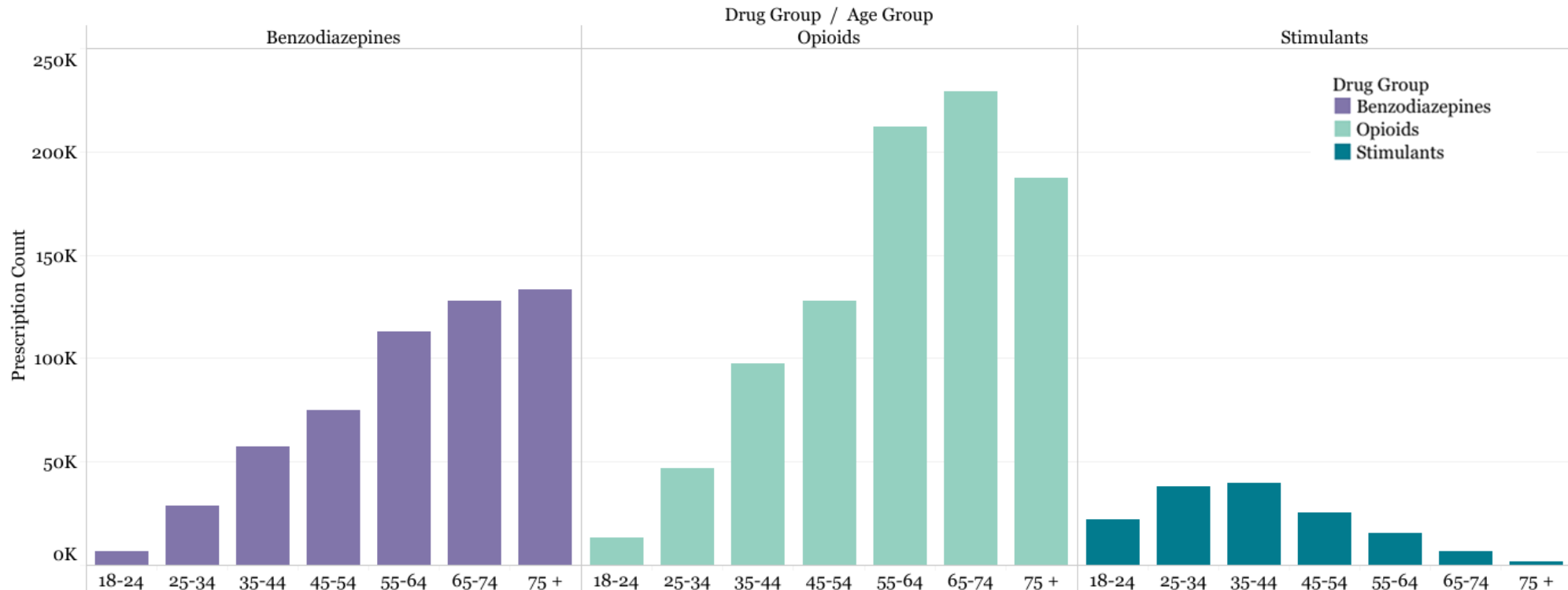
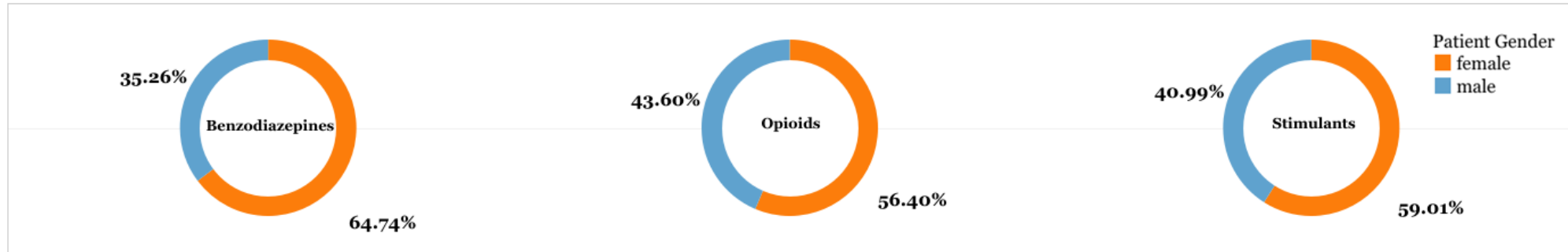


**Percent Change in Opioid Prescription Count by County, Florida
Nov 2022-Jan 2023 vs Nov 2021-Jan 2022**



Opioid, Benzodiazepine & Stimulant Prescriptions by Sex and Age Group

Florida, January 2023




Days' Supply Prescriptions by Month of 2021 and 2022

Florida, 2022 - 2023

Drug group	JAN 2022	FEB 2022	MAR 2022	APR 2022	MAY 2022	JUN 2022	JUL 2022	AUG 2022	SEP 2022	OCT 2022	NOV 2022	DEC 2022	JAN 2023
Zolpidem	37.06	36.83	36.71	36.79	36.97	37.06	36.92	37.18	36.87	37.49	37.44	37.28	37.57
Stimulants	30.84	30.72	30.76	30.70	30.75	30.79	30.81	30.77	30.66	30.66	30.62	30.71	30.45
Anxiolytic/Sedative	30.37	30.08	29.90	30.10	30.17	30.37	30.33	29.93	29.82	29.91	29.99	30.07	30.18
Muscle Relaxant	29.74	29.86	29.11	29.48	28.56	28.92	28.66	27.50	28.08	26.72	28.03	26.87	25.40
Benzodiazepines	28.86	28.68	28.79	28.89	28.84	28.78	28.76	28.59	28.66	28.81	28.87	28.93	28.51
Buprenorphine	17.78	18.77	20.70	20.63	20.95	21.09	20.44	21.10	21.71	21.76	21.70	21.71	21.99
Opioids	19.13	19.02	18.96	18.93	18.97	18.99	19.09	18.72	18.94	18.83	18.93	19.02	18.64

Days' Supply per Rx



Opioids Include:

acetaminophen with codeine phosphate, acetaminophen/caffeine/dihydrocodeine bitartrate, acetaminophen/codeine phosphate, acetaminophen/hydrocodone bitartrate, acetaminophen/hydrocodone bitartrate, acetaminophen/oxycodone HCl, acetaminophen/oxycodone HCl, acetaminophen/tramadol HCl, aspirin/caffeine/dihydrocodeine bitartrate, buprenorphine, buprenorphine HCl, buprenorphine HCl/naloxone HCl, buprenorphine HCl, butalbital/acetaminophen/caffeine/codeine phosphate, butorphanol tartrate, carisoprodol/aspirin/codeine phosphate, codeine phosphate/butalbital/aspirin/caffeine, codeine sulfate, fentanyl, fentanyl citrate, hydrocodone bitartrate, hydrocodone bitartrate/acetaminophen, hydrocodone/ibuprofen, hydromorphone HCl, ibuprofen/oxycodone HCl, levorphanol tartrate, meperidine HCl, methadone HCl, morphine sulfate, morphine sulfate/naltrexone HCl, opium/belladonna alkaloids, oxycodone HCl, oxycodone HCl/acetaminophen, oxycodone HCl/aspirin, oxycodone HCl/oxycodone terephthalate/aspirin, oxycodone HCl, oxycodone myristate, oxymorphone HCl, pentazocine HCl/naloxone HCl, tapentadol HCl, tramadol HCl, tramadol HCl/acetaminophen, tramadol HCl.

Notes:

1. Data extraction date – 02/10/2023
2. Report includes patients living in Florida and whose age is ≥ 18
3. Controlled substance drug schedule was set to II-V
4. Population data is based on census data from www.census.gov
5. Data from earlier years may have changed due to retrospective registration

Benzodiazepines Include:

alprazolam, amitriptyline HCl/chlordiazepoxide, chlordiazepoxide HCl, chlordiazepoxide/clidinium bromide, clobazam, clonazepam, clonazepam, clorazepate dipotassium, diazepam, estazolam, flurazepam HCl, lorazepam, oxazepam, quazepam, temazepam, triazolam.

Stimulants Include:

amphetamine, amphetamine sulfate, dexmethylphenidate HCl, dextroamphetamine sulf-saccharate/amphetamine sulf-aspartate, dextroamphetamine sulfate, lisdexamfetamine dimesylate, methylphenidate, methylphenidate HCl.