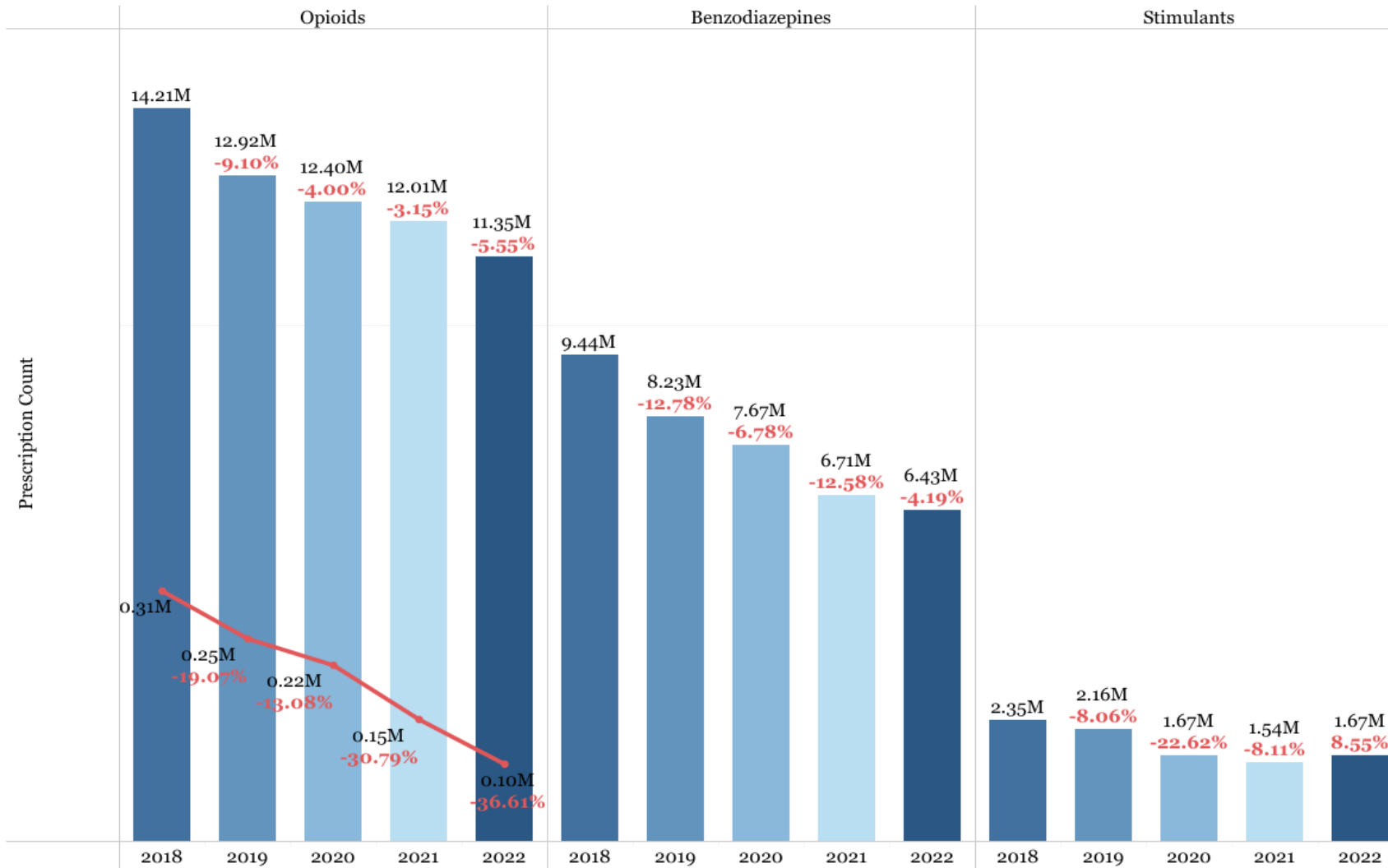


Florida Prescription Drug Monitoring Program (PDMP) Monthly Report

This data were obtained through the Florida Prescription Drug Monitoring Program (PDMP) known as E-FORCSE. PDMPs gather information on controlled substance dispensations and use. For more information, click [here](#).

Prescriptions by Drug Type & Year

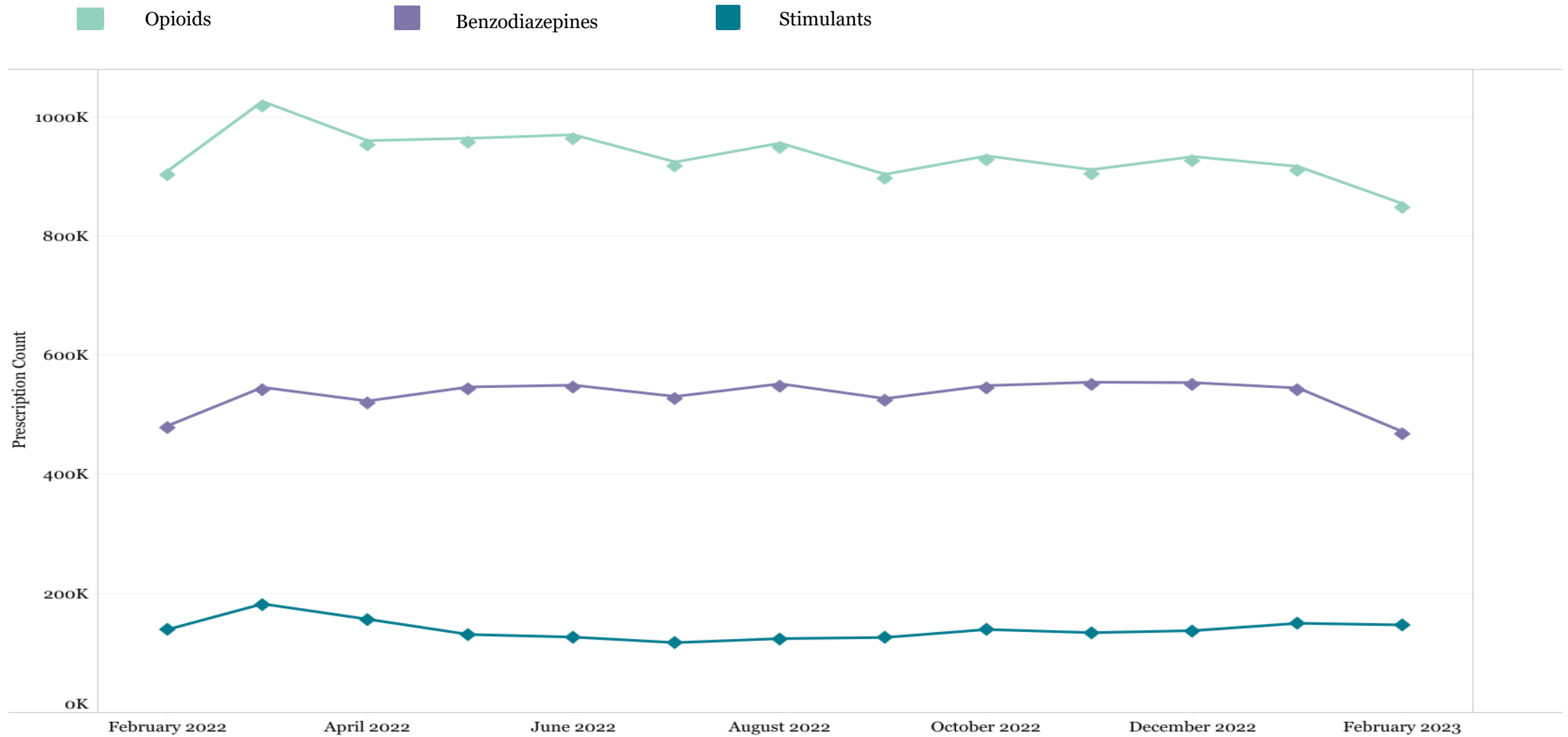
Florida, 2018 - 2022



- The red line represents the number of fentanyl prescriptions.
- The percentages indicated the percent change from the previous year.

Prescriptions by Drug Type & Month

Florida, 2022 - 2023



Indicators by Month

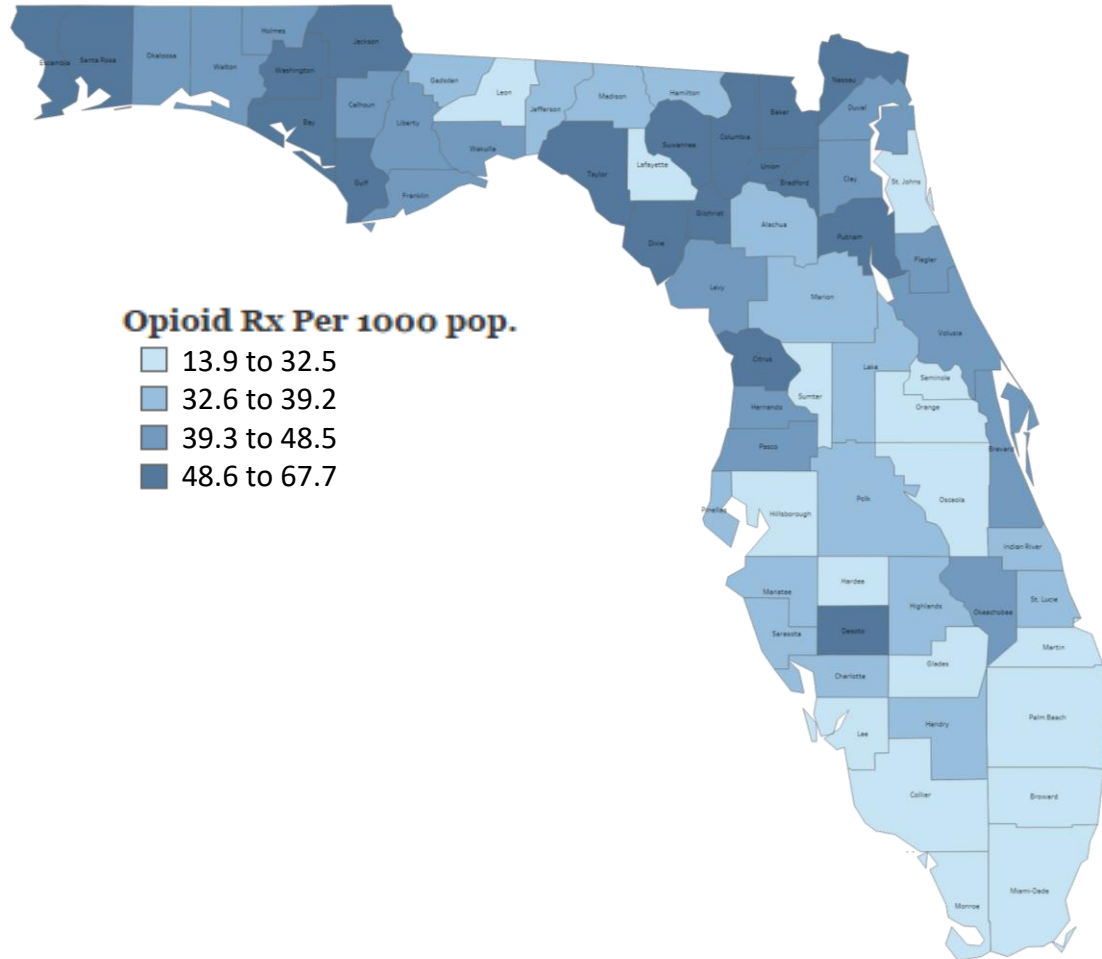
Florida, 2022 - 2023

Indicator Description	Jan 2022	Feb 2022	Mar 2022	Apr 2022	May 2022	Jun 2022	Jul 2022	Aug 2022	Sep 2022	Oct 2022	Nov 2022	Dec 2022	Jan 2023
# Opioid Prescriptions	909,081	1,025,725	959,813	963,686	969,638	923,906	955,746	903,328	934,252	911,084	933,084	916,490	853,895
# Benzodiazepine Prescriptions	481,385	545,778	522,893	546,460	549,410	530,497	551,751	526,929	548,673	554,405	553,691	544,697	471,174
# Stimulant Prescriptions	139,466	182,397	156,744	131,066	126,621	117,367	124,112	126,078	139,420	134,095	137,490	149,818	147,080
# Opioid Patients	725,305	785,756	755,225	751,265	752,548	725,692	736,122	705,203	734,682	712,393	724,009	719,190	686,311
# Benzodiazepine Patients	441,236	487,452	477,168	494,005	495,846	481,569	492,627	476,180	497,461	500,814	498,190	493,347	435,840
# Stimulant Patients	128,944	164,433	144,397	120,660	115,974	108,298	113,288	115,877	127,968	122,597	125,422	137,172	136,171
# Registered Users	2,220	3,381	4,405	5,420	6,895	8,500	10,147	11,363	12,767	13,857	14,858	15,987	16,926
# Patient Inquiries	3,780,410	4,414,958	3,999,743	4,035,328	4,137,394	3,845,757	4,238,015	3,813,978	3,957,619	3,938,367	3,954,876	4,169,383	3,917,879

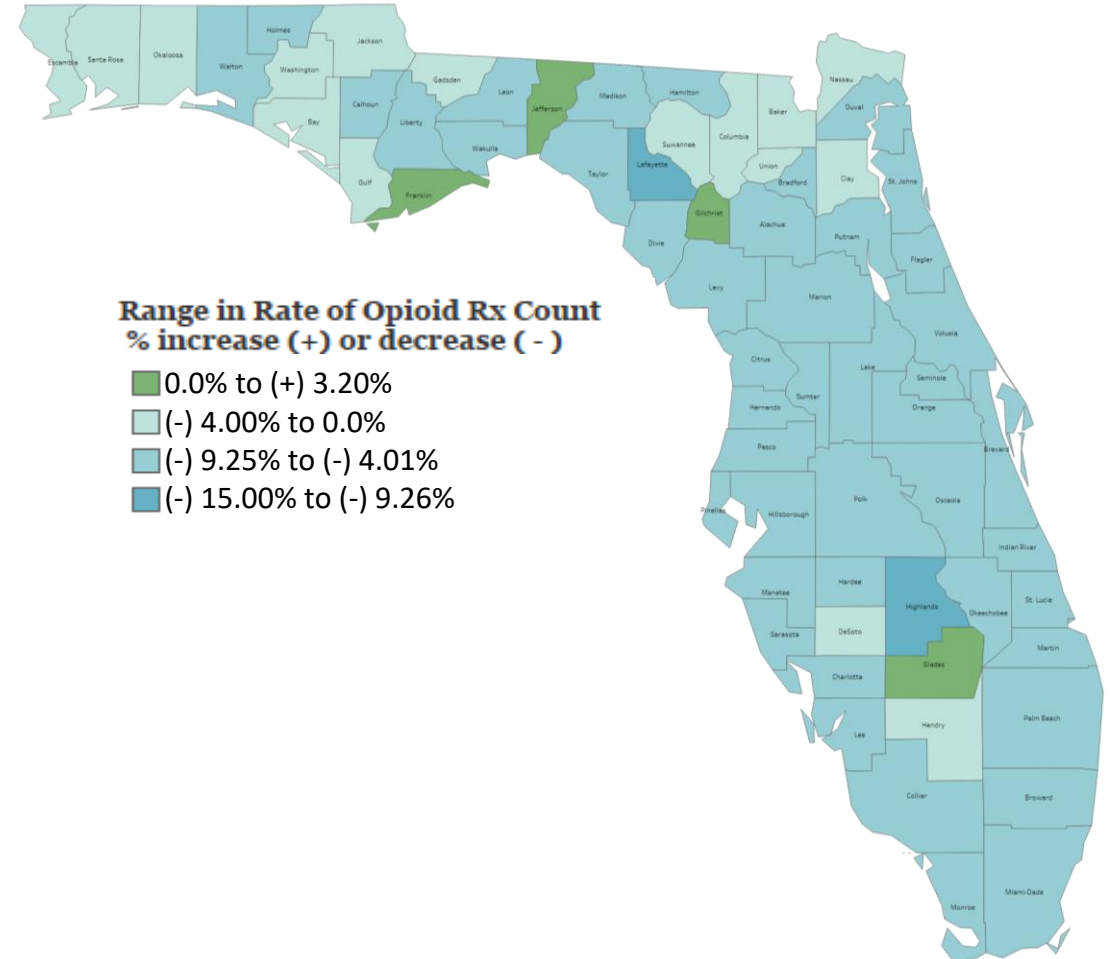
Opioid Prescription Rate & Percent Change by County

Florida, February 2023

Age-Adjusted Opioid Prescription Rate by County, Florida
February, 2023

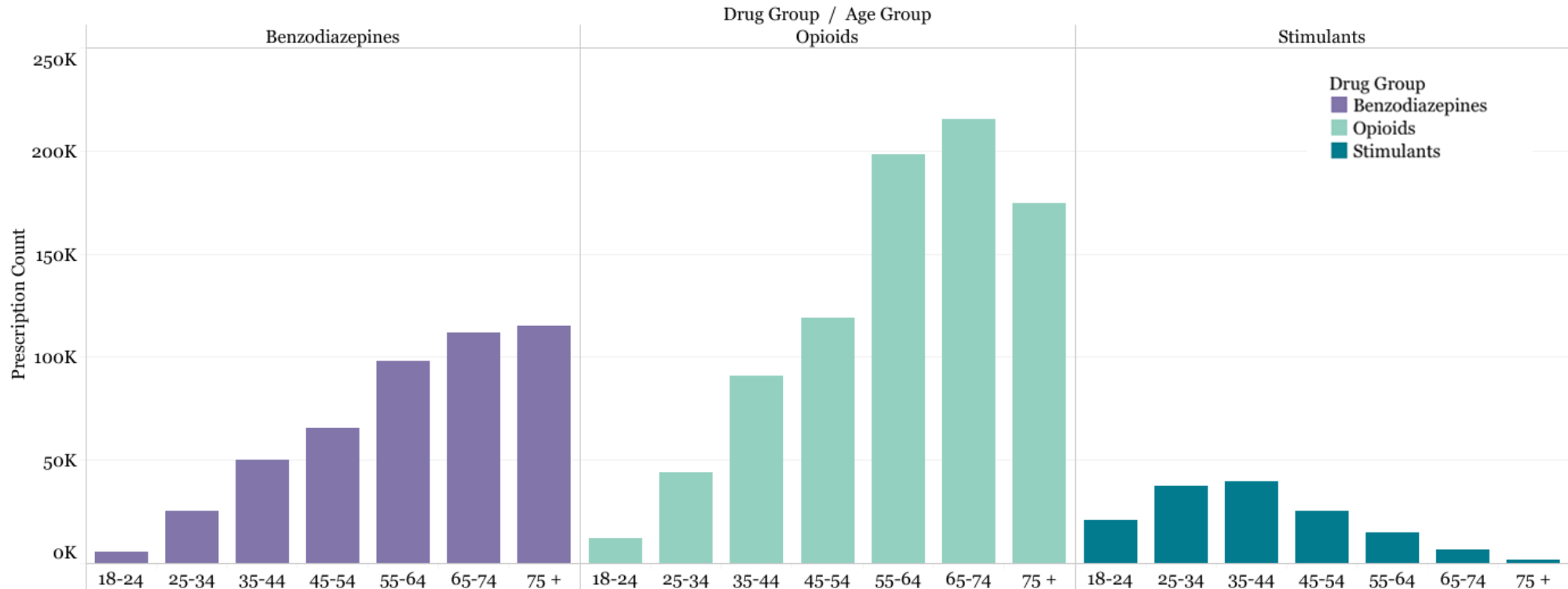
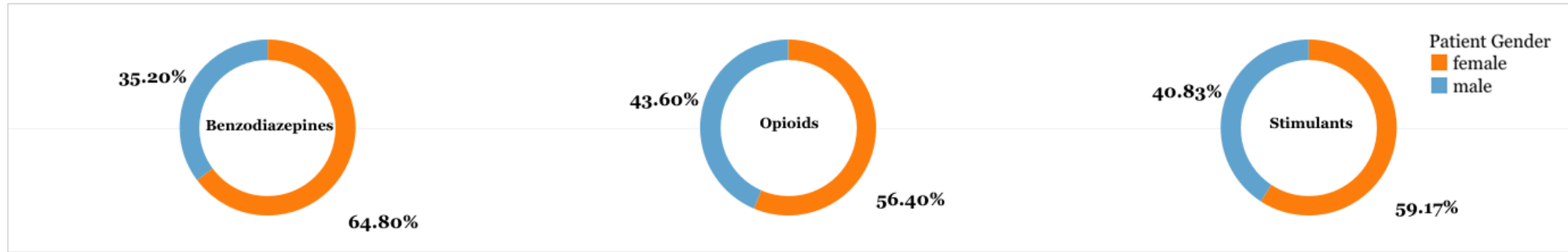


Percent Change in Opioid Prescription Count by County, Florida
Dec 2022-Feb 2023 vs Dec 2021-Feb 2022



Opioid, Benzodiazepine & Stimulant Prescriptions by Sex and Age

Florida, February 2023




Days' Supply Prescriptions by Month

Florida, 2022 - 2023

Drug group	FEB 2022	MAR 2022	APR 2022	MAY 2022	JUN 2022	JUL 2022	AUG 2022	SEP 2022	OCT 2022	NOV 2022	DEC 2022	JAN 2023	FEB 2023
Zolpidem	36.83	36.72	36.79	36.96	37.06	36.92	37.18	36.87	37.49	37.45	37.28	37.54	37.41
Stimulants	30.72	30.76	30.70	30.75	30.79	30.81	30.77	30.66	30.66	30.61	30.71	30.45	30.35
Anxiolytic/Sedative	30.08	29.90	30.10	30.17	30.37	30.32	29.93	29.82	29.91	29.99	30.07	30.17	30.18
Muscle Relaxant	29.86	29.11	29.48	28.56	28.92	28.67	27.50	28.16	26.72	28.04	26.87	25.44	27.06
Benzodiazepines	28.68	28.79	28.89	28.84	28.78	28.76	28.59	28.66	28.81	28.87	28.93	28.51	28.40
Buprenorphine	18.76	20.70	20.63	20.95	21.09	20.46	21.11	21.72	21.77	21.70	21.71	21.98	22.12
Opioids	19.02	18.96	18.93	18.97	18.99	19.09	18.72	18.94	18.84	18.93	19.03	18.65	18.85

Days' Supply per Rx



Opioids Include:

acetaminophen with codeine phosphate, acetaminophen/caffeine/dihydrocodeine bitartrate, acetaminophen/codeine phosphate, acetaminophen/hydrocodone bitartrate, acetaminophen/hydrocodone bitartrate, acetaminophen/oxycodone HCl, acetaminophen/oxycodone HCl, acetaminophen/tramadol HCl, aspirin/caffeine/dihydrocodeine bitartrate, buprenorphine, buprenorphine HCl, buprenorphine HCl/naloxone HCl, buprenorphine HCl, butalbital/acetaminophen/caffeine/codeine phosphate, butorphanol tartrate, carisoprodol/aspirin/codeine phosphate, codeine phosphate/butalbital/aspirin/caffeine, codeine sulfate, fentanyl, fentanyl citrate, hydrocodone bitartrate, hydrocodone bitartrate/acetaminophen, hydrocodone/ibuprofen, hydromorphone HCl, ibuprofen/oxycodone HCl, levorphanol tartrate, meperidine HCl, methadone HCl, morphine sulfate, morphine sulfate/naltrexone HCl, opium/belladonna alkaloids, oxycodone HCl, oxycodone HCl/acetaminophen, oxycodone HCl/aspirin, oxycodone HCl/oxycodone terephthalate/aspirin, oxycodone HCl, oxycodone myristate, oxymorphone HCl, pentazocine HCl/naloxone HCl, tapentadol HCl, tramadol HCl, tramadol HCl/acetaminophen, tramadol HCl.

Notes:

1. Data extraction date – 03/15/2023
2. Report includes patients living in Florida and whose age is ≥ 18
3. Controlled substance drug schedule was set to II-V
4. Population data is based on census data from www.census.gov
5. Data from earlier years may have changed due to retrospective registration

Benzodiazepines Include:

alprazolam, amitriptyline HCl/chlordiazepoxide, chlordiazepoxide HCl, chlordiazepoxide/clidinium bromide, clobazam, clonazepam, clonazepam, clorazepate dipotassium, diazepam, estazolam, flurazepam HCl, lorazepam, oxazepam, quazepam, temazepam, triazolam.

Stimulants Include:

amphetamine, amphetamine sulfate, dexamethylphenidate HCl, dextroamphetamine sulf-saccharate/amphetamine sulf-aspartate, dextroamphetamine sulfate, lisdexamfetamine dimesylate, methylphenidate, methylphenidate HCl.