

September  
2023



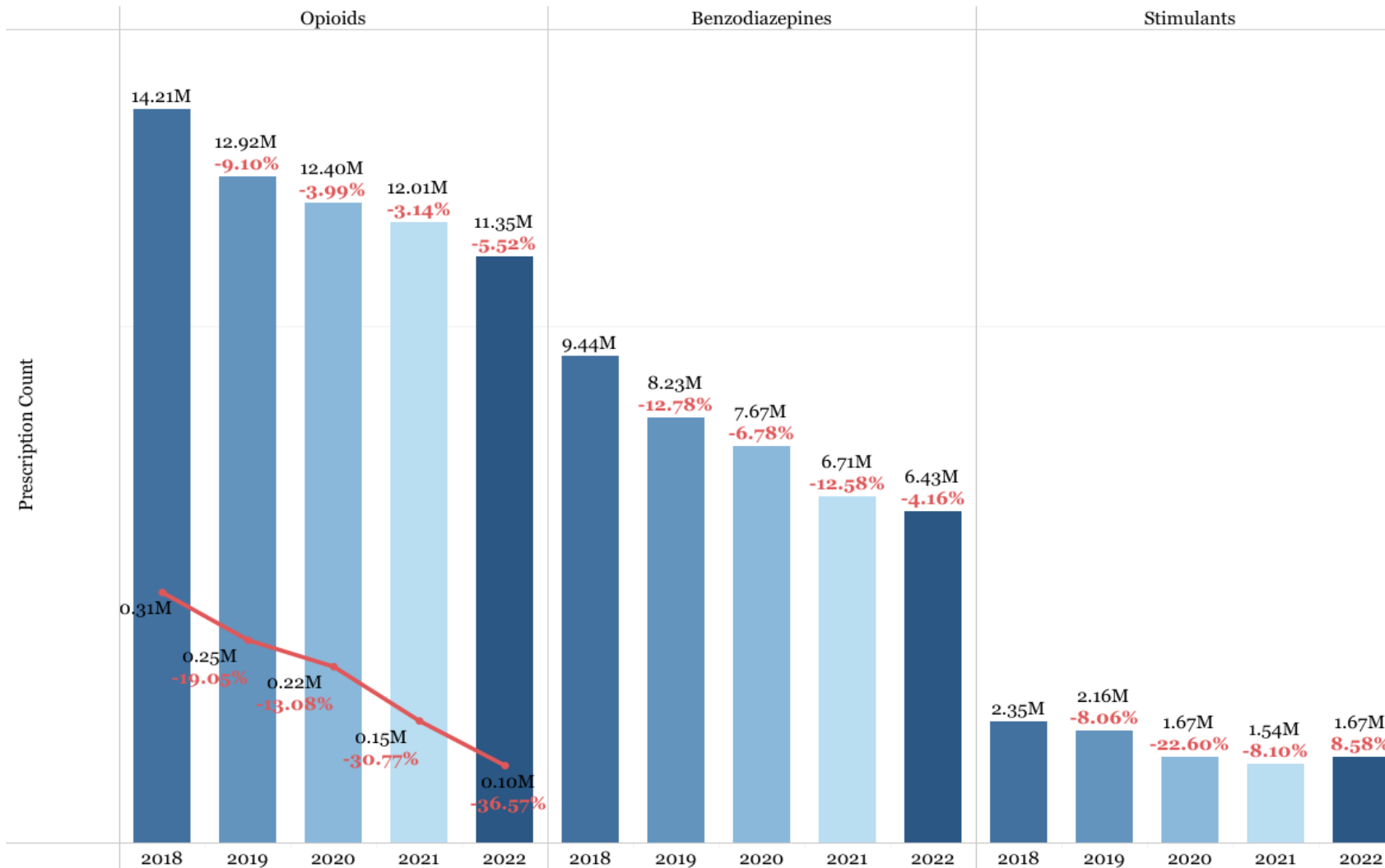
# Florida Prescription Drug Monitoring Program (PDMP) Monthly Report

---

This data were obtained through the Florida Prescription Drug Monitoring Program (PDMP) known as E-FORCSE. PDMPs gather information on controlled substance dispensations and use. For more information, click [here](#).

# Prescriptions by Drug Type & Year\*

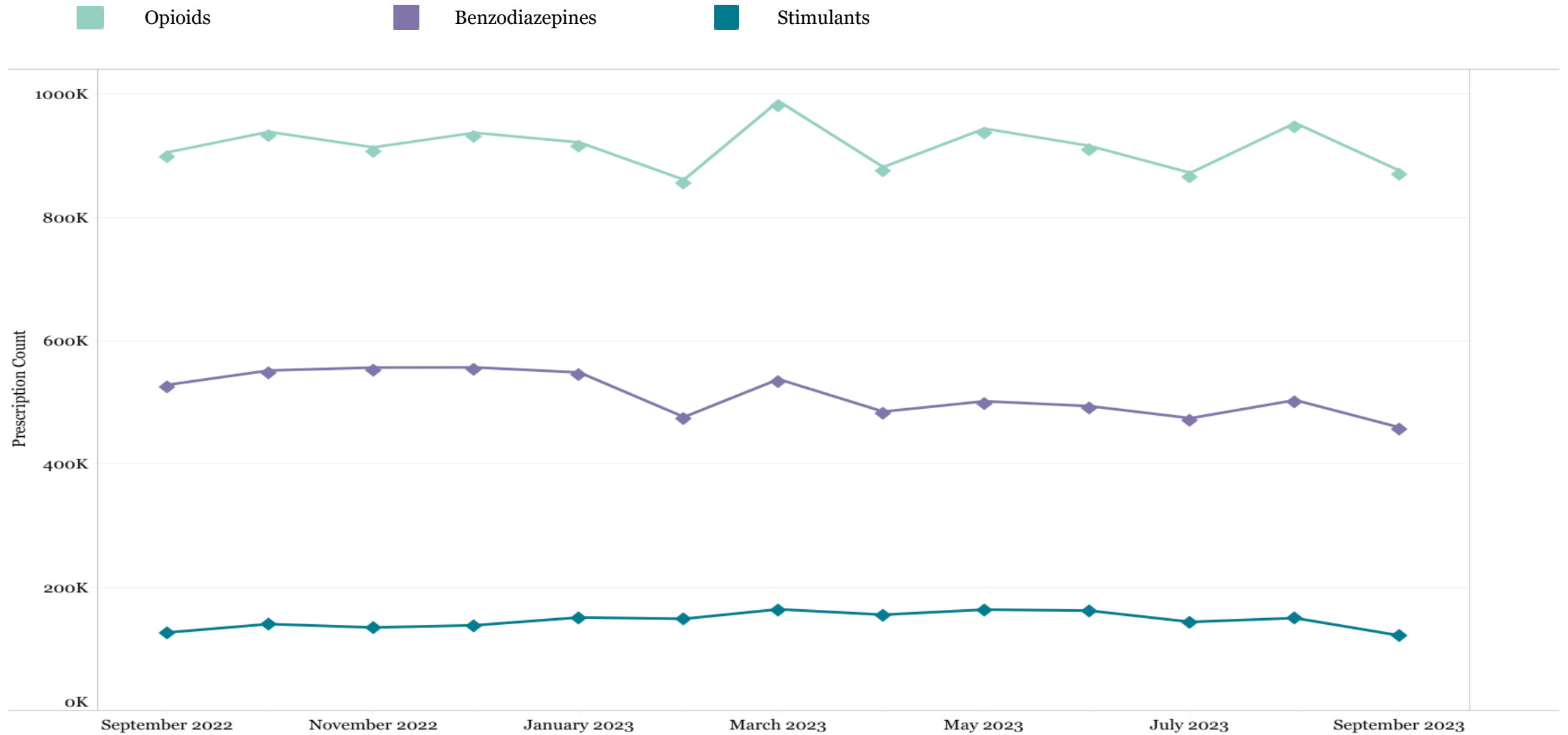
Florida, 2018 - 2022



- The red line represents the number of fentanyl prescriptions.
- The percentages indicated the percent change from the previous year.

# Prescriptions by Drug Type & Month

Florida, 2022 - 2023



# Indicators by Month

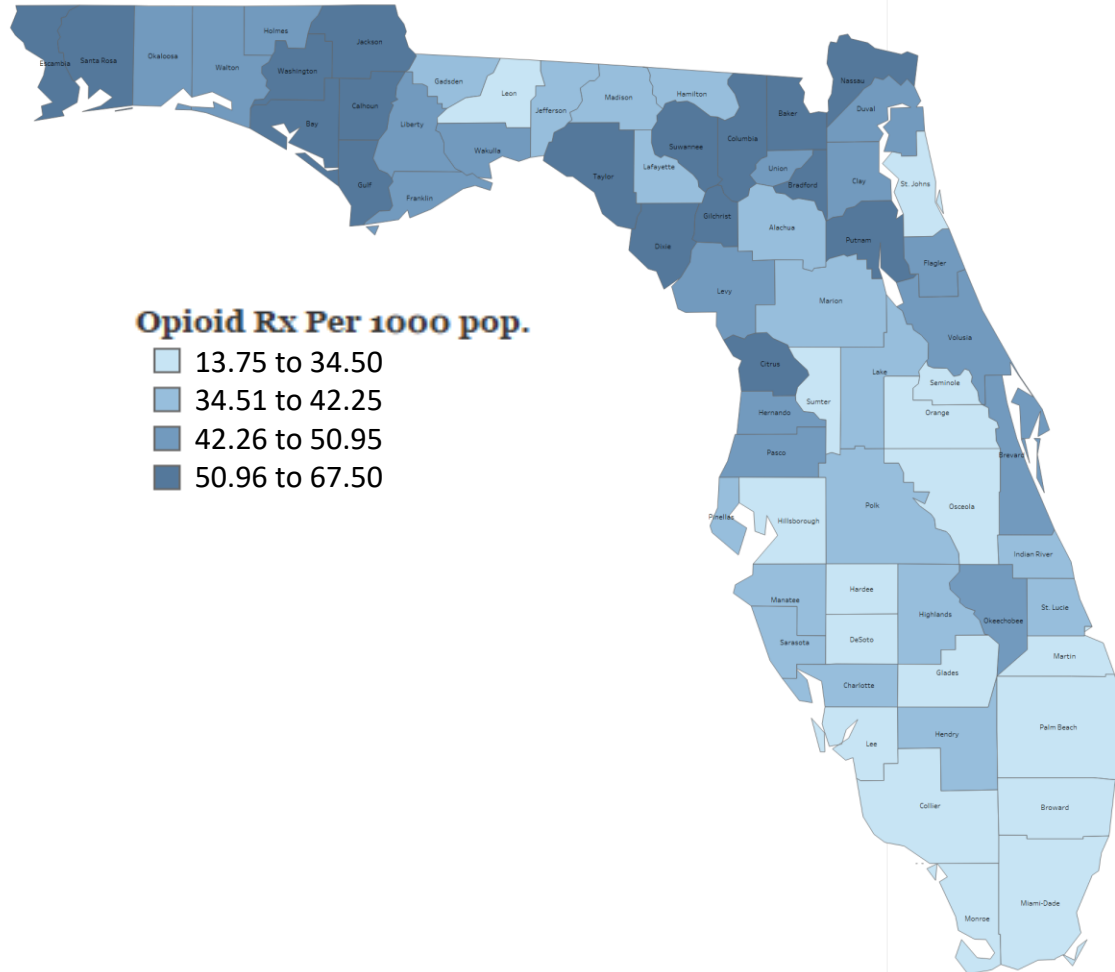
Florida, 2022 - 2023

Indicator Description	Sep 2022	Oct 2022	Nov 2022	Dec 2022	Jan 2023	Feb 2023	Mar 2023	Apr 2023	May 2023	Jun 2023	Jul 2023	Aug 2023	Sep 2023
# Opioid Prescriptions	905,417	938,667	913,574	937,242	921,554	860,997	988,574	881,503	943,950	915,993	872,198	952,928	875,537
# Benzodiazepine Prescriptions	528,358	551,637	556,418	556,698	548,514	476,167	537,522	484,949	501,789	493,960	474,307	503,622	459,166
# Stimulant Prescriptions	126,704	140,411	134,846	138,422	151,120	148,968	164,357	155,572	163,818	162,173	143,886	150,147	121,711
# Opioid Patients	705,968	736,914	713,555	725,978	722,036	691,342	759,503	701,168	726,833	709,630	680,619	730,489	688,677
# Benzodiazepine Patients	477,271	499,831	502,403	500,519	496,286	440,082	483,381	445,780	450,350	446,969	430,853	452,109	420,185
# Stimulant Patients	116,435	128,858	123,261	126,218	138,294	137,849	148,340	143,896	148,309	148,328	132,950	135,959	111,918
# Registered Users	11,370	12,773	13,864	14,866	15,995	16,934	18,018	18,834	19,929	21,386	22,970	24,478	25,679
# Patient Inquiries	3,818,754	3,962,885	3,943,404	3,960,997	4,175,401	3,923,749	4,585,613	4,045,882	4,226,293	4,091,054	4,044,881	4,367,676	3,974,352

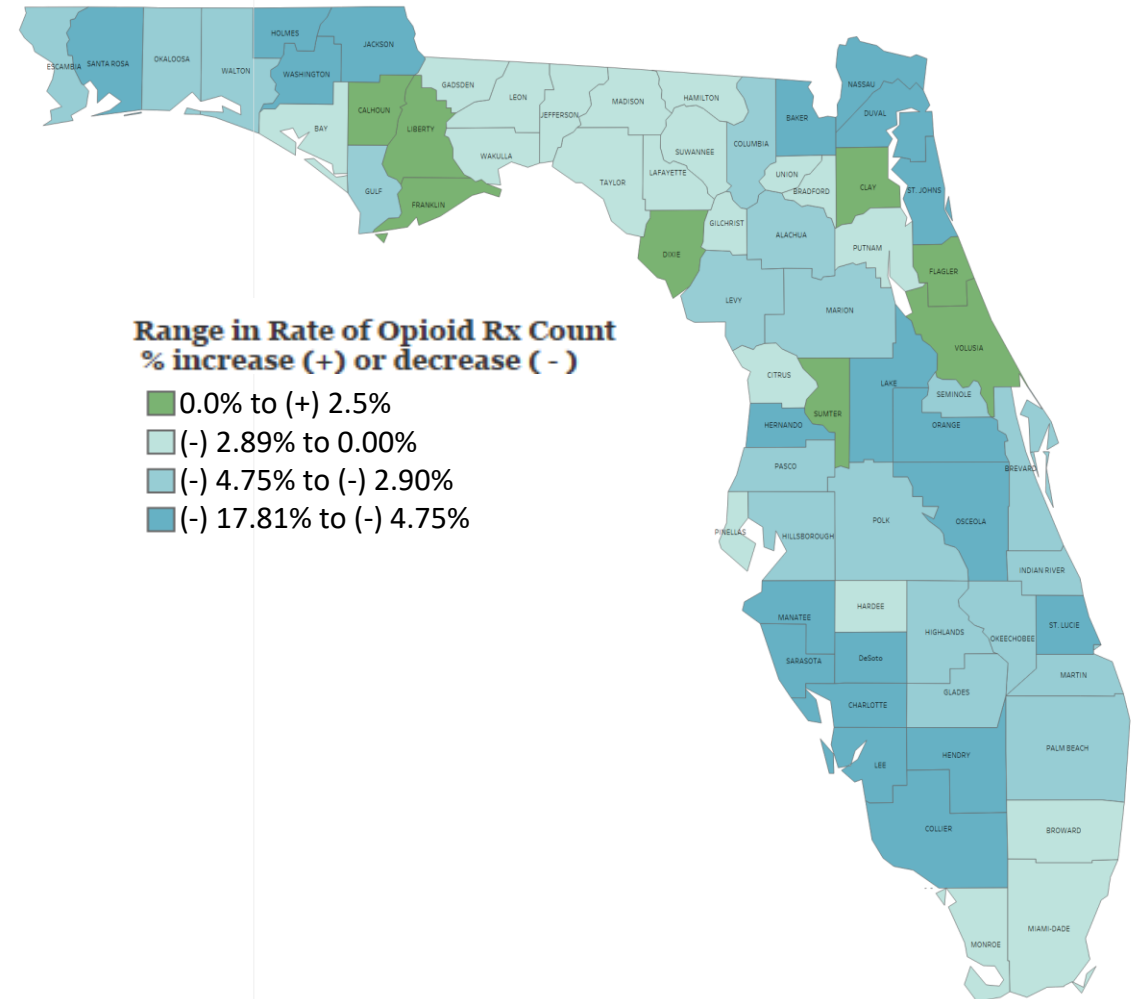
# Opioid Prescription Rate & Percent Change by County

Florida, September 2023

**Age-Adjusted Opioid Prescription Rate by County, Florida  
September, 2023**

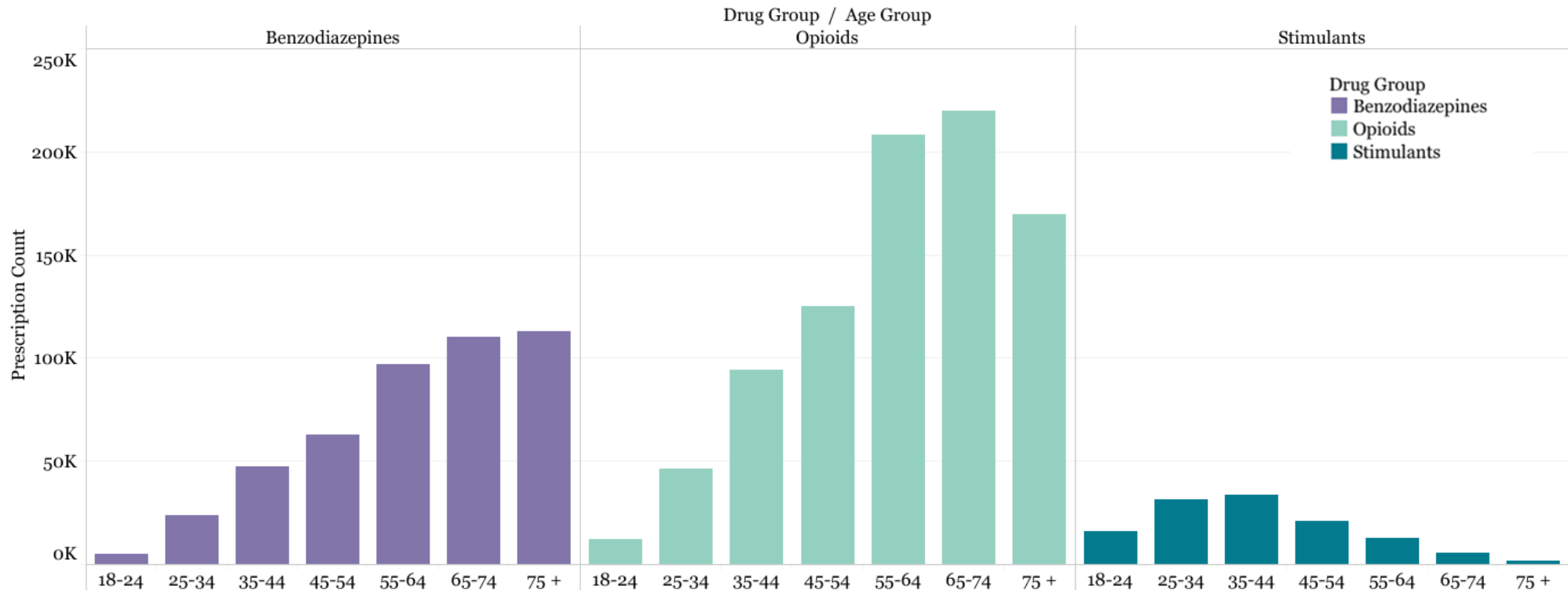
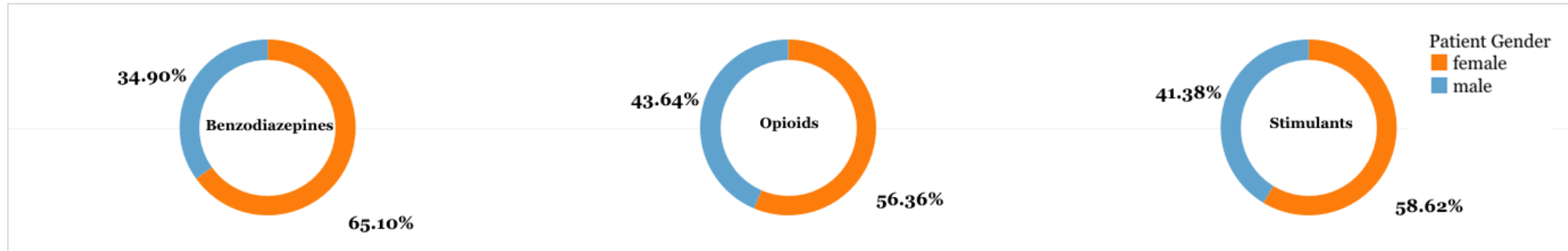


**Percent Change in Opioid Prescription Count by County, Florida  
Jul-Sep 2023 vs Jul-Sep 2022**



# Opioid, Benzodiazepine & Stimulant Prescriptions by Sex and Age

Florida, September 2023




# Days' Supply Prescriptions by Month

Florida, 2022 - 2023

Drug group	SEP 2022	OCT 2022	NOV 2022	DEC 2022	JAN 2023	FEB 2023	MAR 2023	APR 2023	MAY 2023	JUN 2023	JUL 2023	AUG 2023	SEP 2023
Zolpidem	36.86	37.48	37.44	37.27	37.52	37.38	37.14	37.41	37.47	37.20	37.19	37.21	37.15
Stimulants	30.66	30.66	30.61	30.70	30.44	30.34	30.46	30.56	30.67	30.58	30.66	30.68	30.50
Anxiolytic/Sedative	29.83	29.91	29.99	30.08	30.17	30.16	29.58	30.30	30.13	30.07	30.21	29.91	29.90
Muscle Relaxant	28.06	26.68	28.03	26.87	25.35	26.78	26.49	26.27	25.93	28.32	27.95	30.35	32.32
Benzodiazepines	28.66	28.81	28.87	28.92	28.50	28.32	28.31	28.26	28.16	28.05	28.06	28.03	28.02
Buprenorphine	21.71	21.76	21.71	21.69	21.99	22.13	22.29	22.39	22.31	22.72	22.33	22.61	22.50
Opioids	18.93	18.83	18.92	19.02	18.65	18.71	18.69	18.66	18.69	18.59	18.63	18.56	18.65

Days' Supply per Rx



## Opioids Include:

acetaminophen with codeine phosphate, acetaminophen/caffeine/dihydrocodeine bitartrate, acetaminophen/codeine phosphate, acetaminophen/hydrocodone bitartrate, acetaminophen/hydrocodone bitartrate, acetaminophen/oxycodone HCl, acetaminophen/oxycodone HCl, acetaminophen/tramadol HCl, aspirin/caffeine/dihydrocodeine bitartrate, buprenorphine, buprenorphine HCl, buprenorphine HCl/naloxone HCl, buprenorphine HCl, butalbital/acetaminophen/caffeine/codeine phosphate, butorphanol tartrate, carisoprodol/aspirin/codeine phosphate, codeine phosphate/butalbital/aspirin/caffeine, codeine sulfate, fentanyl, fentanyl citrate, hydrocodone bitartrate, hydrocodone bitartrate/acetaminophen, hydrocodone/ibuprofen, hydromorphone HCl, ibuprofen/oxycodone HCl, levorphanol tartrate, meperidine HCl, methadone HCl, morphine sulfate, morphine sulfate/naltrexone HCl, opium/belladonna alkaloids, oxycodone HCl, oxycodone HCl/acetaminophen, oxycodone HCl/aspirin, oxycodone HCl/oxycodone terephthalate/aspirin, oxycodone HCl, oxycodone myristate, oxymorphone HCl, pentazocine HCl/naloxone HCl, tapentadol HCl, tramadol HCl, tramadol HCl/acetaminophen, tramadol HCl.

## Notes

1. Data extraction dates – 10/12/2023, 10/13/2023 & 10/16/2023
2. Report includes patients living in Florida and whose age is  $\geq 18$
3. Controlled substance drug schedule was set to II-V
4. Population data is based on census data from [www.census.gov](http://www.census.gov)
5. Data from earlier years may have changed due to retrospective registration
6. \*The first figure is the same as the visual from prior months' reports, due to issues in data extraction and minimal change in the Rx count between report months.

## Benzodiazepines Include:

alprazolam, amitriptyline HCl/chlordiazepoxide, chlordiazepoxide HCl, chlordiazepoxide/clidinium bromide, clobazam, clonazepam, clonazepam, clorazepate dipotassium, diazepam, estazolam, flurazepam HCl, lorazepam, oxazepam, quazepam, temazepam, triazolam.

## Stimulants Include:

amphetamine, amphetamine sulfate, dexamethylphenidate HCl, dextroamphetamine sulf-saccharate/amphetamine sulf-aspartate, dextroamphetamine sulfate, lisdexamfetamine dimesylate, methylphenidate, methylphenidate HCl.