



# Florida Department of Health

## Special Emphasis Report: Infant and Early Childhood Injury, 2012

### Injury is a Leading Cause of Death in Children

- 249 young children and infants died as a result of injury in Florida in 2012.
- 129 (52%) of injury-related deaths among young children were in infants.

#### Example:

For every child that died, 13 children were hospitalized and 655 were treated and released from an emergency department. Not included were children who received treatment in physician offices or at home.

Figure 1: Annual Injuries among Children Ages 0-5 Years, Florida, 2012

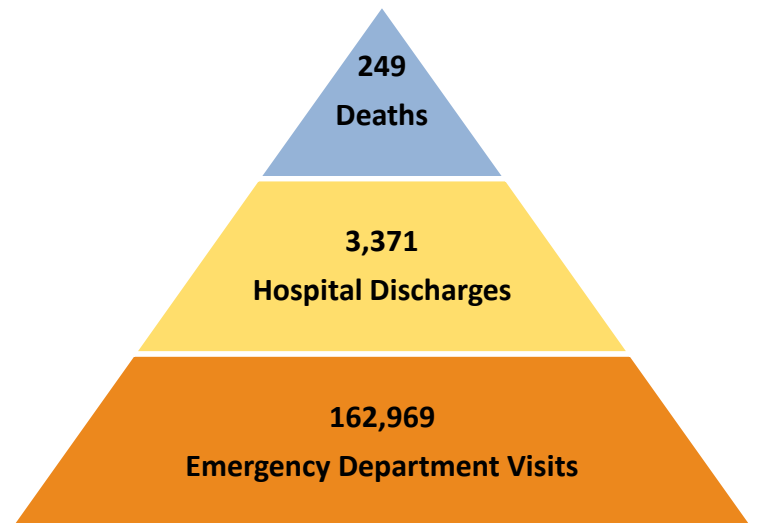
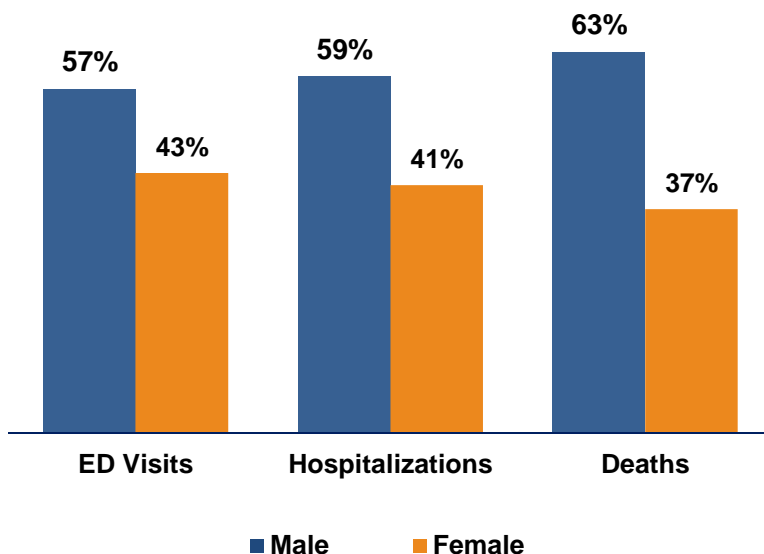


Figure 2: Percent of Injury Deaths, Hospitalizations and Emergency Department Visits among Children Ages 0-5 Years, by Sex, Florida, 2012



### Childhood Injury by Sex

- Male children die from, are hospitalized for, and visit the emergency department for injury more than female children. For ED visits, the difference is less pronounced in infants.





# Florida Department of Health

## Special Emphasis Report: Infant and Early Childhood Injury, 2012

Figure 3: Injury Deaths among Infants Less than 1 Year, Florida, 2012

### Injury Deaths in Infants

- The leading cause of death among infants less than 1 year was unintentional suffocation (69%)
- Homicides was the second leading cause of death to this age group (17%)

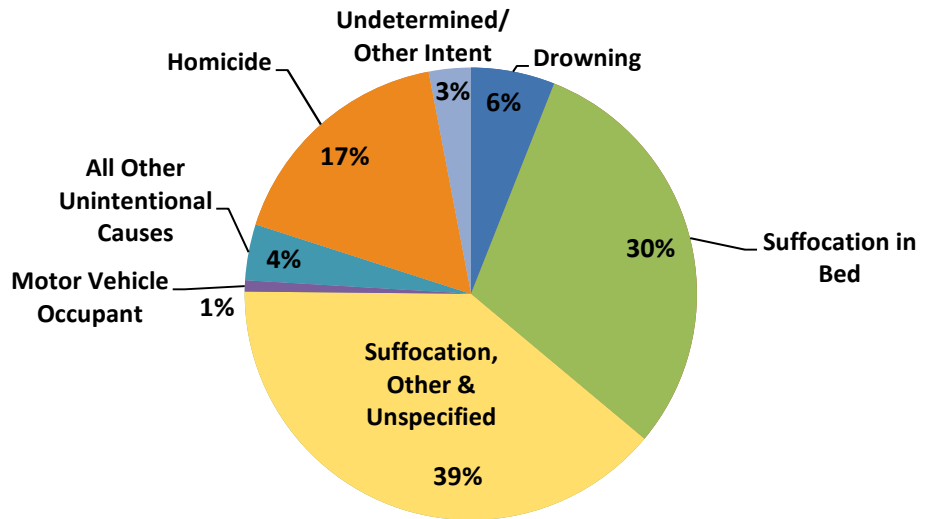
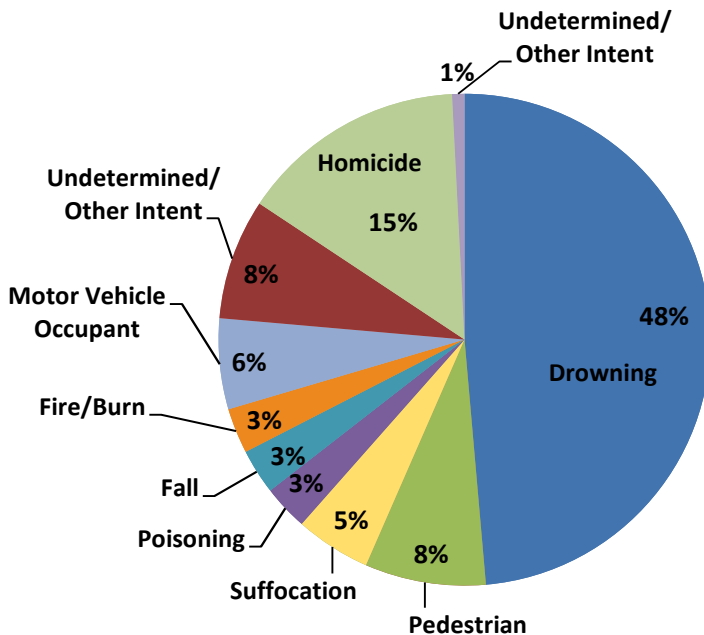


Figure 4: Injury Deaths in Children Ages 1 – 5 Years, Florida, 2012

### Injury Deaths in Young Children

- Almost half of young children (48%) aged 1-5 died from unintentional drowning (59 of 120 total)



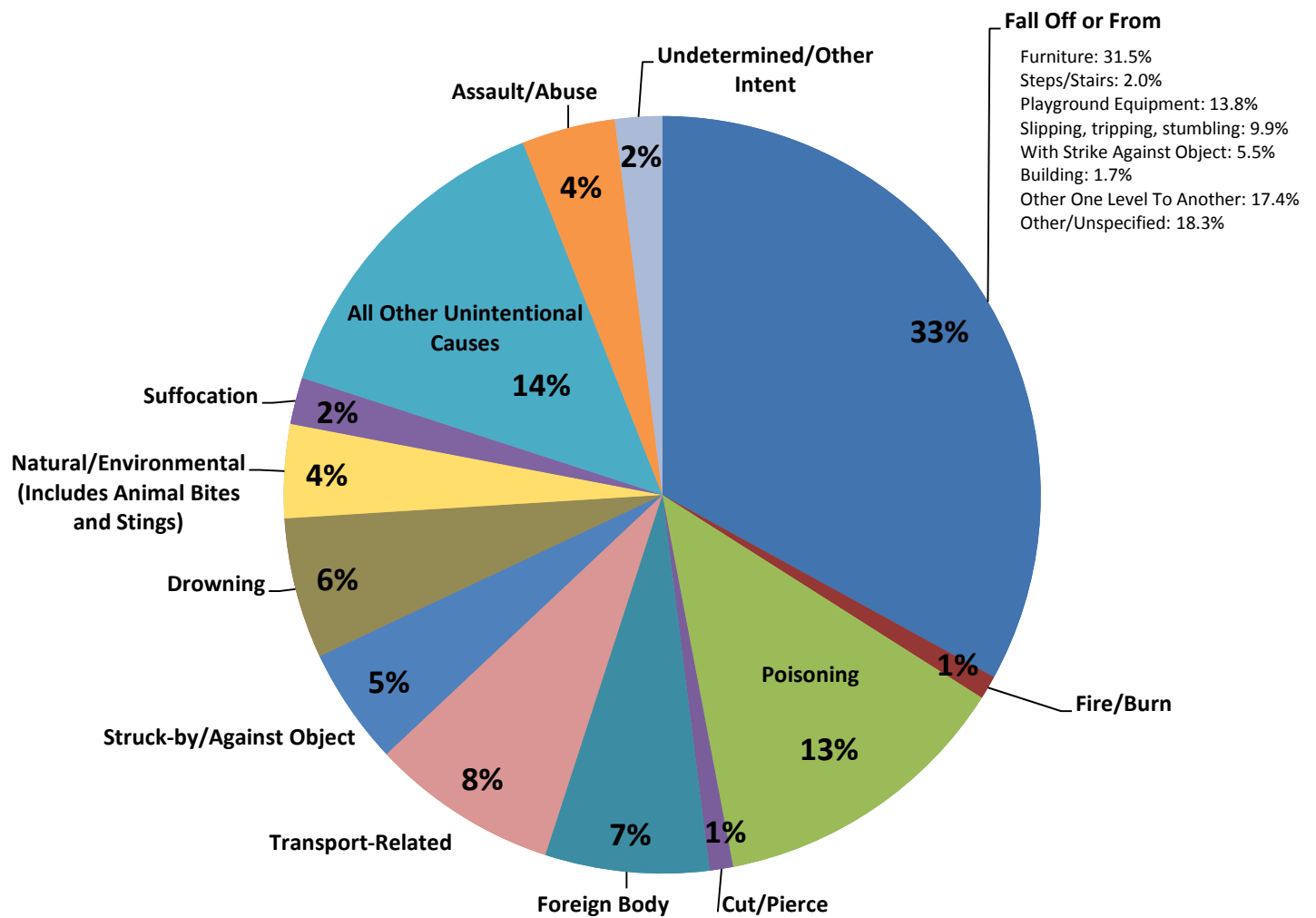


# Florida Department of Health

## Special Emphasis Report: Infant and Early Childhood Injury, 2012

### Injury-Related Hospitalizations

Figure 5: Injury-Related Hospital Discharges among Children Ages 0 – 5 Years, Florida, 2012



Source: 2012 Inpatient Hospital Discharge Data, Florida Agency for Health Care Administration

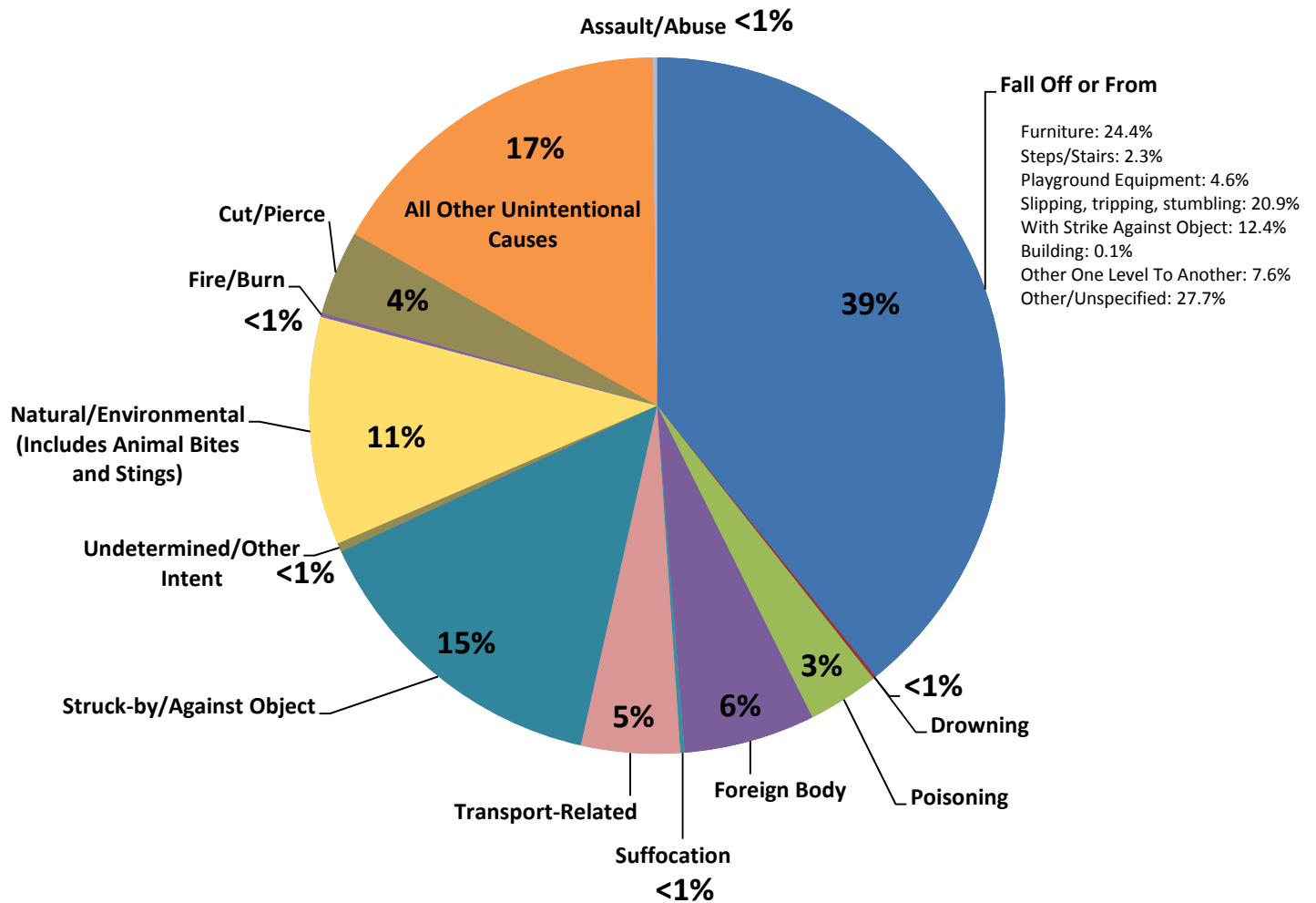


# Florida Department of Health

## Special Emphasis Report: Infant and Early Childhood Injury, 2012

### Injury-Related Emergency Department Visits

Figure 6: Injury-Related Emergency Department Visits among Children Ages 0 – 5 Years, Florida, 2012



Falls accounted for the largest percentage of emergency room visits (39%) among children aged 0 to 5 years.

Source: 2012 Emergency Department Discharge Data, Florida Agency for Health Care Administration



# Florida Department of Health

## Special Emphasis Report: Infant and Early Childhood Injury, 2012

**Table 1: Injury-Related Hospital Discharges and Emergency Department (ED) Visits among Children Ages 0 -5 Years, by Age Group, Florida, 2012**

	Infants less than 1 Year		Children Ages 1-5 Years	
	Hospital Discharges	ED Visits	Hospital Discharges	ED Visits
<b>Unintentional Injuries</b>				
Cut/pierce	2	329	38	6,074
Drowning/submersion	18	20	169	235
Falls ( <i>off/from</i> ):	319	9,006	808	54,872
Furniture	153	4,801	202	10,776
Steps/stairs	3	112	19	1,327
With strike against object	14	539	48	7,408
Slipping/tripping/stumbling	5	699	107	12,627
Playground equipment	1	41	154	2,911
Building	1	1	18	57
Other fall from one level to another	95	1,273	101	3,608
Other/unspecified	47	1,540	159	16,158
Fire/Burn	2	30	39	326
Foreign Body	45	807	189	9,057
Natural and Environmental	10	1,871	125	15,339
Excessive heat	0	41	1	49
Dog bites	5	102	59	2,454
Other bites/stings/animal injury	1	1,706	56	12,781
All other natural/environmental	4	22	9	55
Poisoning	41	591	397	4,738
Struck-by/against object	30	1,520	147	22,206
Suffocation	17	62	33	267
Transport-related	25	974	259	6,533
Motor vehicle (MV)-occupant	20	910	97	4,100
Bicycle/tricycle (MV & non-MV)	0	2	44	1,409
Pedestrian (MV & non-MV)	1	12	78	323
Other transport	4	50	40	701
All other unintentional causes	126	2,640	344	24,529
<b>Assault/Abuse</b>	<b>75</b>	<b>33</b>	<b>56</b>	<b>287</b>
<b>Undetermined/Other Intent</b>	<b>34</b>	<b>77</b>	<b>23</b>	<b>546</b>
<b>Total Injury-Related Cases</b>	<b>744</b>	<b>17,960</b>	<b>2,627</b>	<b>145,009</b>



# Florida Department of Health

## Special Emphasis Report: Infant and Early Childhood Injury, 2012

### Florida Child Injury Prevention Activities

- The Florida Department of Health, Injury Prevention Section is the lead agency for Safe Kids Florida, the state coalition, which provides technical assistance and support to 11 coalitions and 6 chapters.
- Eighty-seven percent of Florida’s children ages 14 and under live in a county where Safe Kids operates.
- In 2012, the childhood unintentional injury fatality rate in Safe Kids counties was 47.3 percent lower than the rate in non-Safe Kids counties which corresponds to 191 fewer deaths than expected had the fatality rates been the same.
- Safe Kids Coalition and chapter members reach out to their local communities with injury prevention messages to:
  - Educate adults and children
  - Create safe environments
  - Conduct research
  - Advocate for effective laws



### Florida Essentials for Childhood Activities



#### The WaterproofFL — Pool Safety is Everyone’s Responsibility Campaign

emphasizes layers of protection: supervision, barriers, and emergency preparedness, and follows national recommendations. For more information visit <http://www.floridahealth.gov/alternatesites/waterprooffl/partners.html>

**Child Drowning Prevention Mini Grants** are administered by the Florida Department of Health, Injury Prevention Section. In 2012–2013, 21 agencies were awarded a total of \$97,150 to conduct community-level projects to reduce the risk of injury and death from child drowning. The mini grants provided funding for awareness, marketing, media messaging, and education and swim lessons. Project highlights included:

- Providing 50,984 awareness promotional items, brochures and postcards; conducting 22 health fairs where 3,681 individuals were reached; producing three television public service announcements (PSAs) that were aired 181 times with an estimated viewership of one million; conducting five radio talk shows with an estimated listening audience of 75,000; posting 18 billboards with an estimated weekly viewing by 776,542 individuals and showing a drowning prevention video during the Tampa Bay Rays professional baseball game.
- Swimming lessons were provided to 3,785 children between the ages of 3 and 17.
- Ten new swim instructors were certified to teach swim lessons.
- Water safety and awareness presentations were provided to 8,779 individuals.
- CPR certification classes were taught to 148 parents, caregivers, and teachers.

Notes: Data sources

All injuries are considered unintentional unless specified otherwise. Reference to any commercial entity or product or service on this page should not be construed as an endorsement by the Government of the company or its products or services.

FLORIDA DEPARTMENT OF HEALTH

<http://www.floridahealth.gov/programs-and-services/prevention/injury-prevention/index.html>

Released October, 2014