

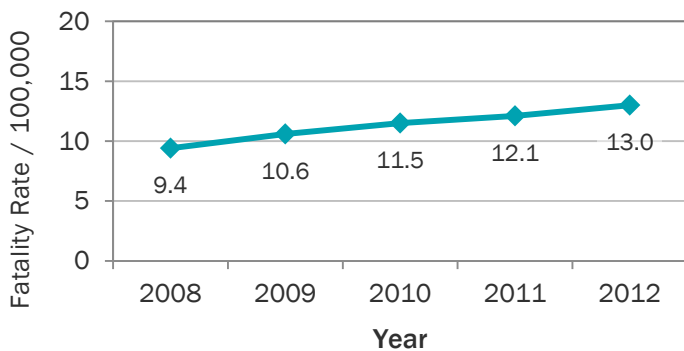


Florida Injury Facts Unintentional Falls

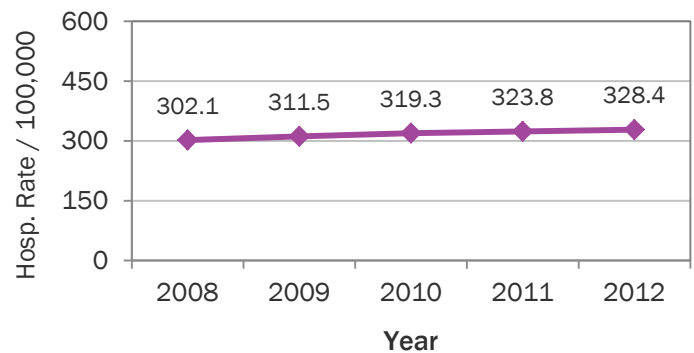
At A Glance

- Unintentional falls are the leading cause of injury death among Florida residents ages 65 years and older and the fourth-leading cause of injury death overall. In addition, falls are the leading cause of non-fatal injury-related hospital admission in Florida.
- In 2012, 2,475 residents were fatally injured in a fall; there were an additional 62,541 hospitalizations for non-fatal injuries.

Fatal Unintentional Fall-Related Injuries, by Year, 2008–2012



Non-Fatal Unintentional Fall-Related Injury Hospitalizations, by Year, 2008–2012

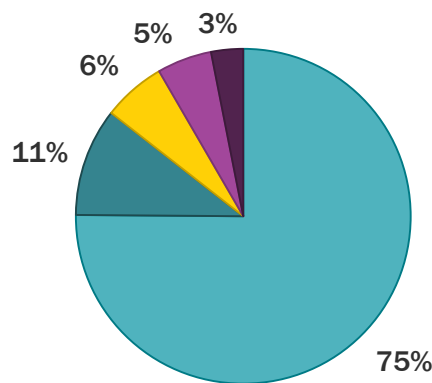


Economic Impact

In 2012:

- The median admission charge for non-fatal unintentional fall-related injury hospitalization was \$46,067; total charges exceeded \$3.6 billion. The median length of stay was four days.
- Medicare was the payer source for 75% of these hospitalizations.

Non-Fatal Unintentional Fall-Related Injury Hospitalization Admission Charges and Payer Source, Florida Residents, 2012



Median Admission Charge	\$46,067
Total Admission Charges	> \$3.6 billion

- Medicare
- Commercial Insurance
- Medicaid
- Self-Pay/Underinsured
- Other

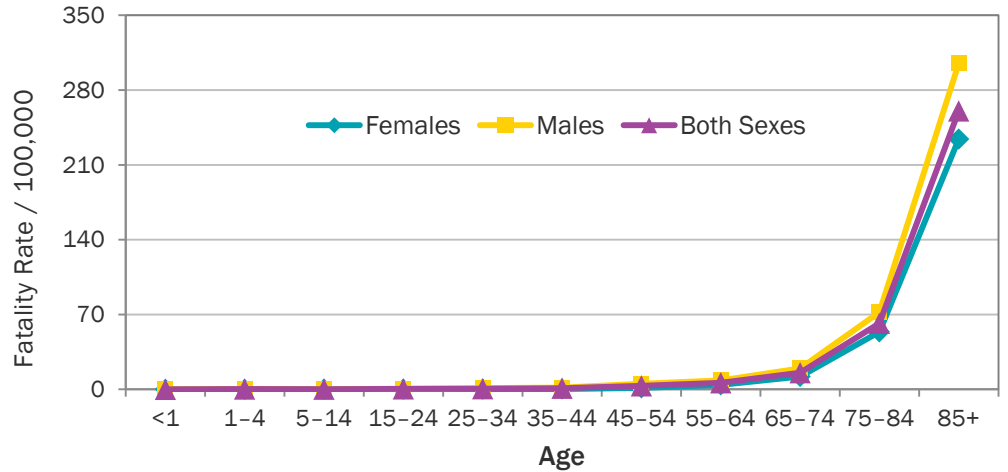


Who Is Injured?

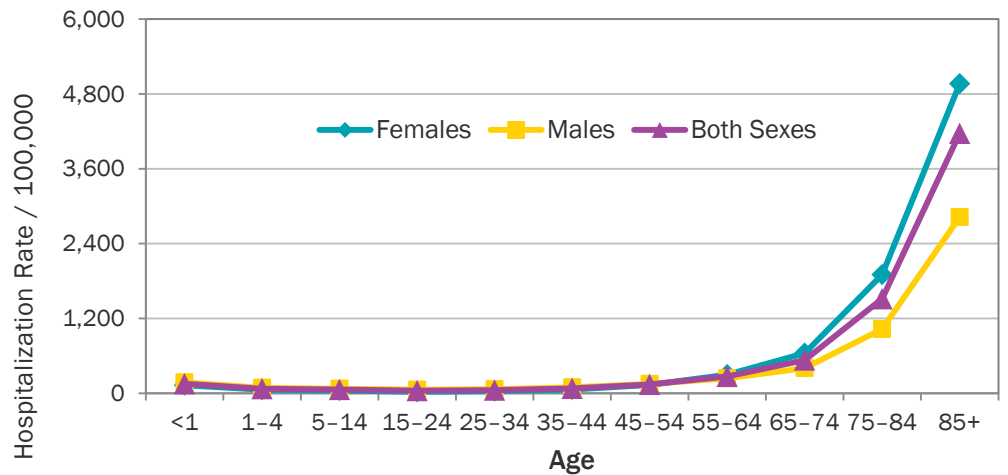
In 2012:

- Males of every age group had a higher rate of fatal unintentional fall-related injuries than their female counterparts.
- After age 54, females had the higher rates of non-fatal hospitalizations than their male counterparts.
- Residents over 84 years of age had the highest rates of both fatal unintentional fall-related injuries and non-fatal hospitalizations.

Fatal Unintentional Fall-Related Injuries, by Age and Sex, Florida Residents, 2012



Non-Fatal Unintentional Fall-Related Injury Hospitalizations, by Age and Sex, Florida Residents, 2012



- Males accounted for 51% of unintentional fall-related injury deaths but only 35% of non-fatal hospitalizations. Females accounted for 49% of deaths and 65% of hospitalizations.
- White residents accounted for 88% of unintentional fall-related deaths and non-fatal hospitalizations combined. Black residents and Other Non-White residents each accounted for 6%.

Fatal Unintentional Fall-Related Injuries and Non-Fatal Hospitalizations, by Sex and Race, Florida Residents, 2012

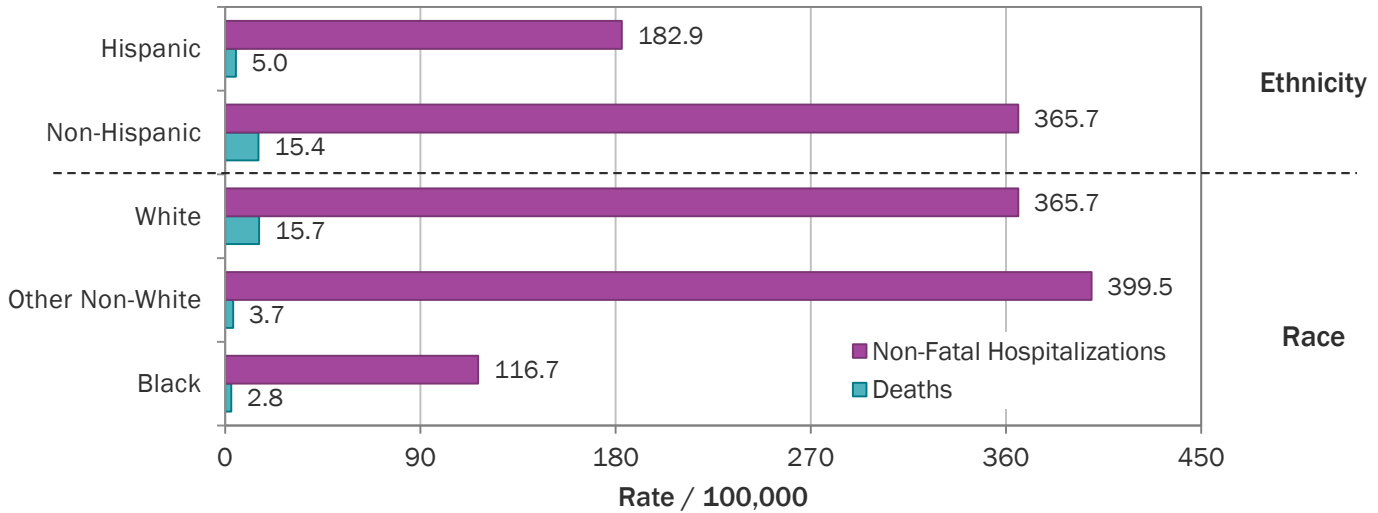
	Female	Male	White	Black	Other Non-White	Both Sexes, All Races
Deaths	1,209	1,266	2,350	89	36	2,475
Non-Fatal Hospitalizations	40,350	22,191	54,605	3,676	3,840	62,541

*Some records have unknown sex or race; categories may not add up to total.

In 2012:

- Non-Hispanic residents had higher rates of fatal unintentional fall-related injuries and non-fatal hospitalizations than Hispanic residents.
- Other Non-White residents had the highest rate of highest non-fatal hospitalization rate while White residents had the highest fatal unintentional fall-related injuries.
- Black residents had the lowest of both fall-related injury rates and a rate of fatal unintentional fall-related injuries less than that of Other Non-White residents.

Fatal Unintentional Fall-Related Injuries and Non-Fatal Hospitalizations, by Hispanic Ethnicity and Race, Florida Residents, 2012

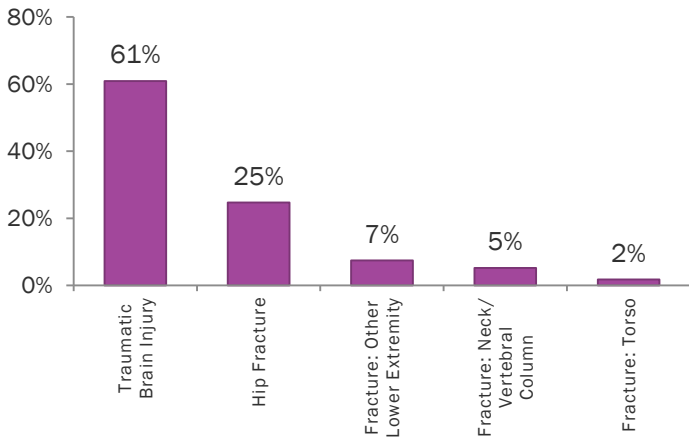


Most Common Injuries From Unintentional Falls

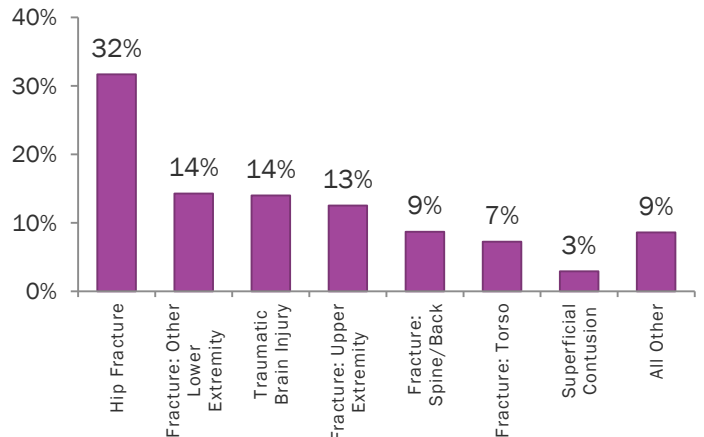
In 2012:

- Hip fractures were related to 25% of unintentional fall-related deaths and responsible for 32% of non-fatal unintentional fall-related injury hospitalizations.
- Traumatic brain injuries were related to 61% of unintentional fall-related deaths and responsible for 13% of non-fatal unintentional fall-related injury hospitalizations.

Select Immediate and Contributing Causes of Death* for Fatal Unintentional Fall-Related Injuries, Florida Residents, 2012



Primary Diagnoses for Non-Fatal Unintentional Fall-Related Injury Hospitalizations, Florida Residents, 2012



*A single death may have more than one contributing cause.

Place Of Occurrence And Type Of Fall

In 2012:

- About 78% of unintentional fall-related injuries occurred within or around a place of residence such as a house or residential institute.
- The most common falls were same-level fall which includes slips, trips, and stumbles. Falls from ladders, beds, and stairs/steps were also common.

Fatal Unintentional Fall-Related Injuries, by Type of Fall, Florida Residents, 2012

External Cause of Injury Code: Description	# of Deaths
W01: Slip, trip, stumble	54
W02: Ice skates, skis, roller-skates, skateboards	1
W03: Collision with, or push by, other person	0
W04: While carried/supported by other person	0
W05: Wheelchair	33
W06: Bed	43
W07: Chair	14
W08: Other furniture	3
W09: Playground equipment	0
W10: Stairs, steps	47

External Cause of Injury Code: Description	# of Deaths
W11: Ladder	30
W12: Scaffolding	2
W13: Building	29
W14: Tree	6
W15: Cliff	0
W16: Jump or dive into water	2
W17: Other fall, one level to another	17
W18: Other fall, same level	945
W19: Unspecified	1,249

Non-Fatal Unintentional Fall-Related Injury Hospitalizations, by Type of Fall, Florida Residents, 2012

External Cause of Injury Code: Description	# of Hospitalizations
E880: Escalator	19
E880.1: Sidewalk curb	224
E880.9: Stairs, steps	1731
E881.0: Ladder	1779
E881.1: Scaffolding	70
E882: Building	469
E883.0: Dive or jump into water	63
E883.1: Well	0
E883.2: Storm drain or manhole	2
E883.9: Other hole/opening	57
E884.0: Playground equipment	355
E884.1: Cliff	1
E884.2: Chair	910
E884.3: Wheelchair	913
E884.4: Bed	1,976
E884.5: Other furniture	221

External Cause of Injury Code: Description	# of Hospitalizations
E884.6: Commode	273
E884.9: Other fall, one level to another	1707
E885: Other fall same level	0
E885.0: Non-motorized Scooter	58
E885.1: Roller-skates	105
E885.2: Skateboard	236
E885.3: Skis	15
E885.4: Snowboard	5
E885.9: Other slip, trip, stumble	26,005
E886.0: Collision with person in sports	107
E886.9: Oth/unspec collisions with person	154
E888.0: Fall and strike sharp object	189
E888.1: Fall and strike against other object	1201
E888.8: Other fall	4,277
E888.9: Unspecified fall	19,419

Information And Prevention Resources

- Centers For Disease Control and Prevention, National Center for Injury Prevention and Control: www.cdc.gov/homeandrecreationalafety/falls/index.html
- Florida Department of Elder Affairs, Communities for a Lifetime: www.communitiesforalifetime.org

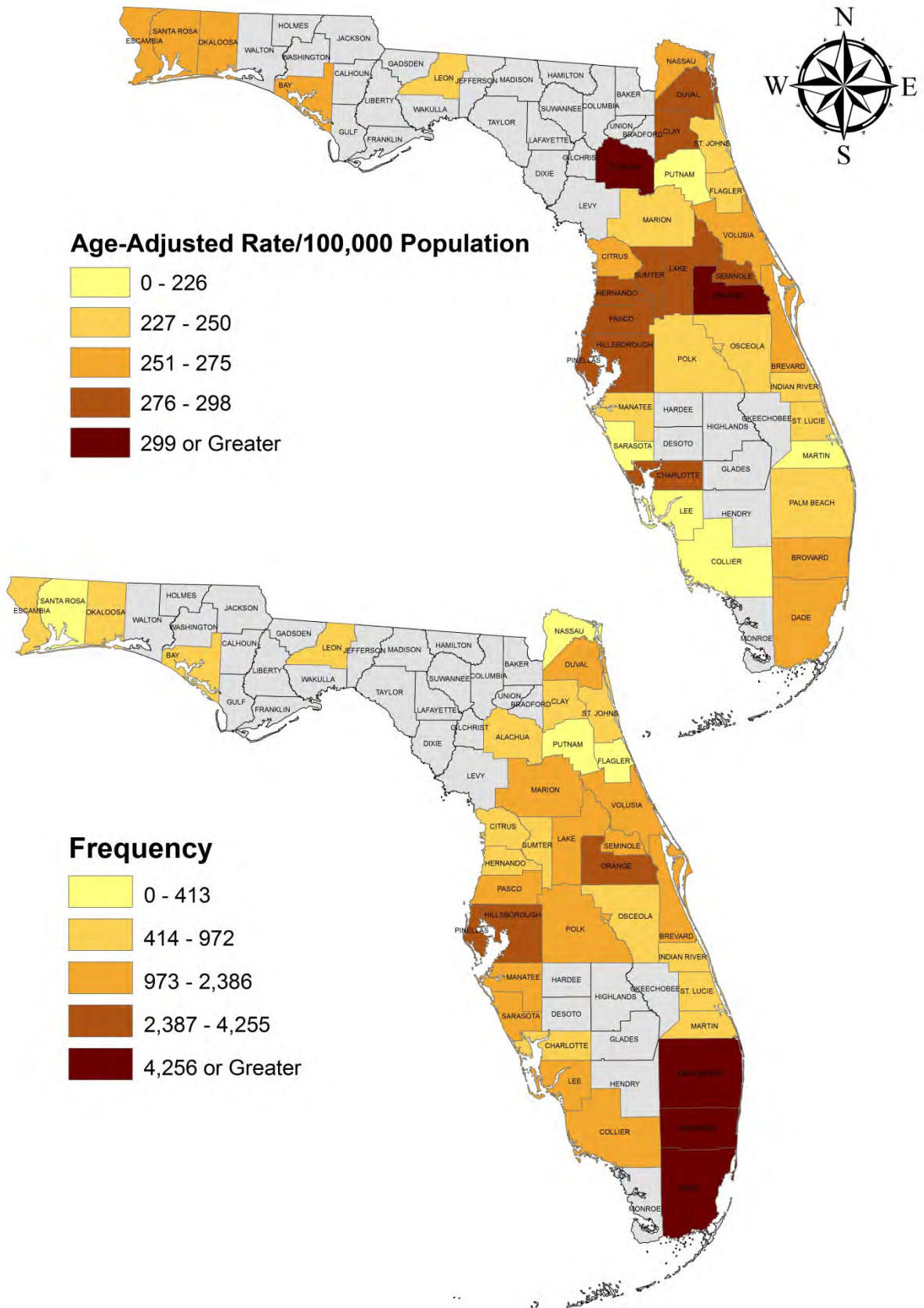
Data Sources and Case Definitions

Unintentional Fall-Related Injury Deaths: Florida Department of Health, Office of Vital Statistics, Death Certificates; Underlying Cause of Death ICD-10 W00–W19

Non-Fatal Unintentional Fall-Related Injury Hospitalizations: Agency for Health Care Administration, Hospital Discharge Data; Records with Injury Principal Diagnosis and Unintentional Fall External Cause of Injury Code ICD-9 CM E880–E886, E888

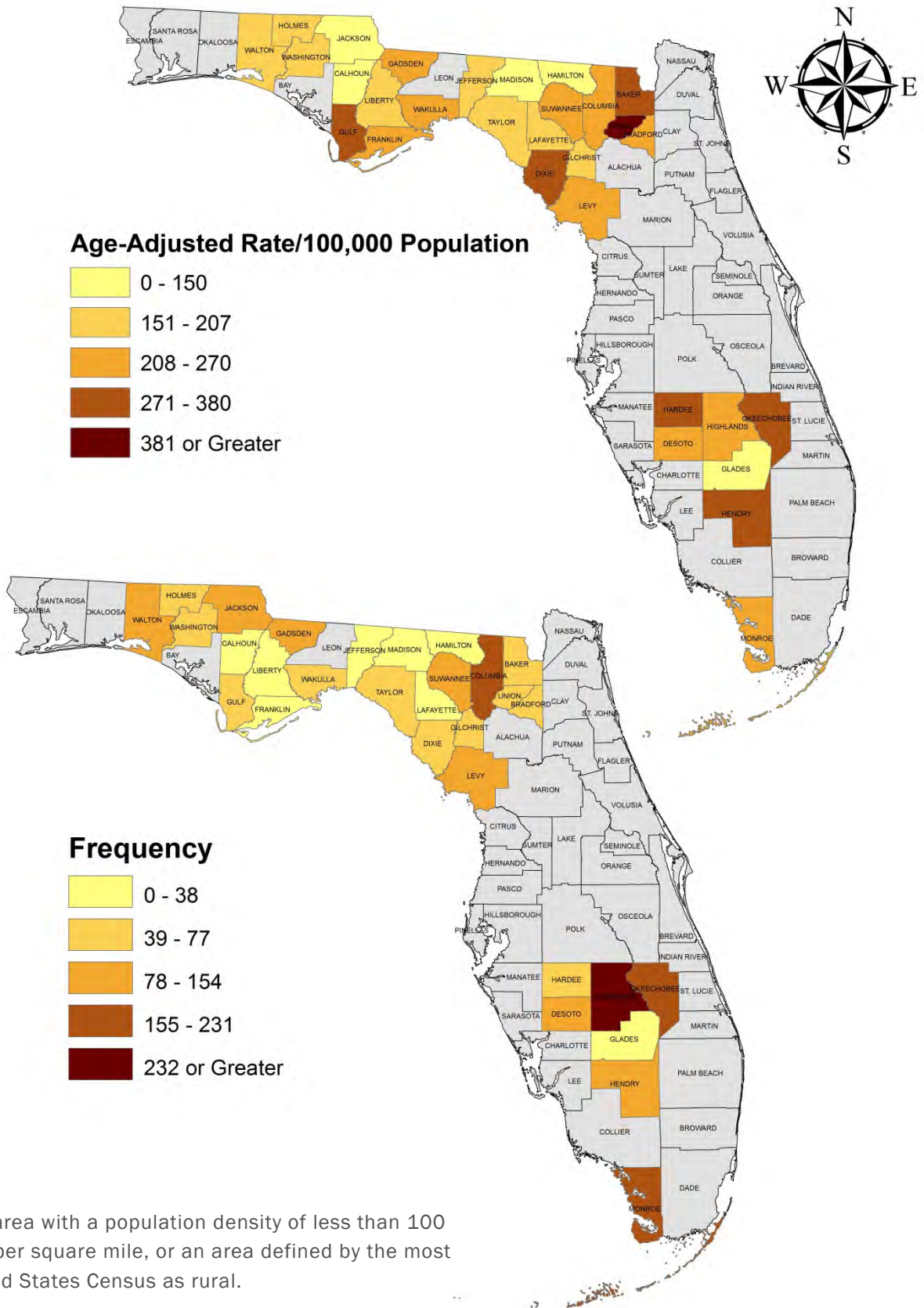
County By County Comparison: Non-Rural Counties

Unintentional Fall-Related Injury Deaths and Non-Fatal Hospitalizations,
Florida Residents of Non-Rural Counties, 2012



County By County Comparison: Rural* Counties

Unintentional Fall-Related Injury Deaths and Non-Fatal Hospitalizations, Florida Residents of Rural Counties, 2012



* Rural — An area with a population density of less than 100 individuals per square mile, or an area defined by the most recent United States Census as rural.